


INTELLECTUAL PROPERTY GROWS DESPITE ECONOMIC WOES

THE POST-2008 ECONOMIC DOWNTURN HASN'T STOPPED COMPANIES FROM PROTECTING THEIR INTANGIBLE ASSETS.



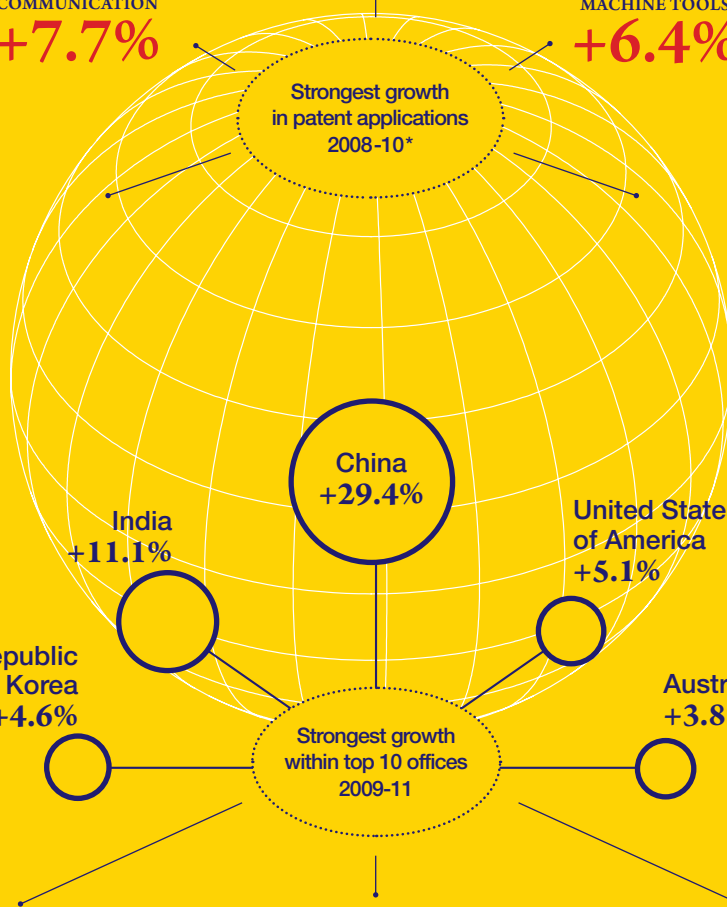
Growth rate in patent applications worldwide from 2009-11

PATENTS

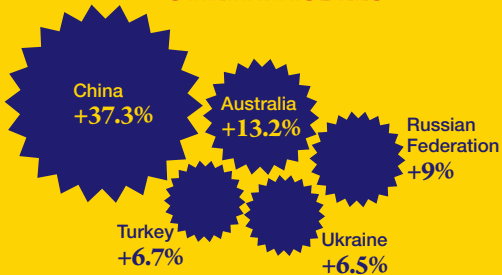


**ENVIRONMENTAL TECHNOLOGY
+6.1%**

- ▶ WIND ENERGY +33.4%
- ▶ SOLAR ENERGY +22.4%



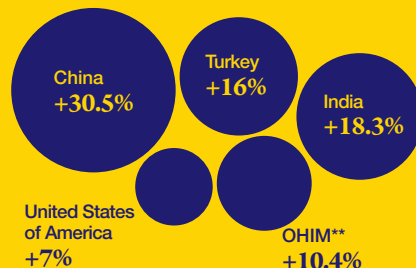
UTILITY MODELS



+29.6%

Growth rate in utility model applications from 2009-11


TRADEMARKS



+9.3%

Growth rate in trademark applications from 2009-11

INDUSTRIAL DESIGNS



+13.3%

Growth rate in industrial design applications from 2009-11

* Nanotechnology left out because of its comparatively small number of patent applications

** Office for Harmonization in the Internal Market