

**REVISION PROJECT FILE/
DOSSIER DE PROJET RÉVISION**

**MECHANICAL FIELD/
DOMAINE DE LA MÉCANIQUE**



IPC/A 017
ORIGINAL: English/French
DATE: 19.11.2009

WORLD INTELLECTUAL PROPERTY ORGANIZATION
ORGANISATION MONDIALE DE LA PROPRIÉTÉ INTELLECTUELLE
GENEVA/GENÈVE

COMMITTEE OF EXPERTS OF THE IPC UNION
COMITÉ D'EXPERTS DE L'UNION DE L'IPC

AL REVISION PROJECT FILE
DOSSIER DE PROJET RÉVISION NIVEAU ÉLEVÉ

PROPOSAL BY : PROPOSITION DE :	US	IPC AREA: DOMAINE DE LA CIB :	B60R 21/16
RAPPORTEUR :	US	TECHNICAL FIELD : DOMAINE TECHNIQUE :	M

ANNEX/ ANNEXE	CONTENT/CONTENU		ORIGIN/ ORIGINE	DATE
1	Decision of the subcommittee	Décision du sous-comité	IB	27.10.2008
2	Proposal - scheme	Proposition - schéma	US	30.10.2008
3	Comments	Observations	IB	04.02.2009
4	Rapporteur summary for next WG		US	17.02.2009
5	Proposal - scheme	Proposition - schéma	US	17.02.2009
6	Rapporteur summary for next WG		US	18.02.2009
7	Technical Annexes		IB	19.02.2009
8	Comments	Observations	JP	27.02.2009
9	Decision of the subcommittee	Décision du sous-comité	IB	24.03.2009
10	Proposal - definitions	Proposition - définitions	US	30.04.2009
11	French version	Version française	IB	08.05.2009
12	Comments - Definitions	Observations - Définitions	JP	27.05.2009
13	Comments - French version	Observations - version française	EP	02.06.2009
14	Proposal - definitions	Proposition - définitions	US	09.06.2009
15	Comments	Observations	US	09.06.2009
16	Comments	Observations	JP	11.06.2009
17	Comments - French version	Observations - version française	FR	11.06.2009

ANNEX/ ANNEXE	CONTENT/CONTENU		ORIGIN/ ORIGINE	DATE
18	Proposal - definitions	Proposition - définitions	US	11.06.2009
19	Comments	Observations	JP	12.06.2009
20	Working Group decision	Décision du groupe de travail	IB	03.08.2009
21	List of cross references	Liste des renvois	IB	31.08.2009
22	Comments	Observations	EP	21.09.2009
23	Proposal - RCL	Proposition - RCL	US	24.09.2009
24	Rapporteur report	Rapport du rapporteur	US	09.11.2009
25	Proposal - scheme	Proposition - schéma	US	09.11.2009
26	Proposal - definitions	Proposition - définitions	US	09.11.2009
27	Comments - Definitions	Observations - Définitions	JP	16.11.2009
28	French version - Definitions	Version française - définitions	IB	17.11.2009
29	Comments - Definitions	Observations - Définitions	GB	18.11.2009

EXCERPT FROM DOCUMENT IPC/WG/21/2
EXTRAIT DU DOCUMENT IPC/WG/21/2REPORT ON THE SEVENTH SESSION OF THE IPC ADVANCED LEVEL
SUBCOMMITTEE

17. Since the seventh session of the ALS was the final one, all pending A projects were included in the program of the Working Group. From now on, A projects will designate revision projects originating from the IP5 Offices and C projects will designate revision projects that would be included in the IPC revision program by the Committee. For practical reasons, the schemes adopted by the ALS in the framework of projects A 012, A 013, A 014, A 017, A 018 and A 020 were included in the Technical Annexes of this session (see Technical Annexes 1 to 7 and 9 to this report).

IPC REVISION PROGRAM

General

25. The Working Group noted the decision by the Committee of Experts at its forty-first session that revision projects, including advanced level revision projects, would be considered by the Working Group and forwarded to the Committee for final adoption after completion. It was noted that projects originating from the Trilateral or the IP5 Offices cooperation will be designated by the letter "A" and revision projects included in the IPC revision program by the Committee will be designated by the letter "C" (see paragraph 17, above).

26. Discussions were based on compilations of the relevant revision project files. The Working Group considered nine pending C projects, plus 17 A projects forwarded from the former ALS, and approved amendments relating to those projects (see Technical Annexes 1 to 29 to this report relating to revision projects). The status of those projects and the list of future actions and deadlines are indicated in Annex III to this report.

IPC Revision Projects

27. The Working Group made the following observations with respect to the IPC revision projects. All references to annexes in this paragraph refer to annexes of the corresponding project file, unless otherwise stated.

Project A 017 (mechanical) – The Working Group invited further comments on the rapporteur proposal of Annex 18, to be followed by a revised rapporteur proposal for consideration at the next session of the Working Group.

The French version of Annex 17 was approved (see Technical Annex 6F to this report). The International Bureau was invited to prepare a French version of the definitions in Annex 18 and a CRL, and the Rapporteur was requested to provide a RCL.

RAPPORT SUR LA SEPTIÈME SESSION DU SOUS-COMITÉ CHARGÉ DU NIVEAU ÉLEVÉ DE LA CIB

17. Étant donné que la septième session de l'ALS était la dernière, tous les projets A en instance ont été inscrits au programme du groupe de travail. Dorénavant, les projets A désigneront les projets de révision émanant des offices de l'IP5 et les projets C désigneront les projets de révision qui seront inscrits au programme de révision de la CIB par le comité. Pour des raisons pratiques, les schémas adoptés par l'ALS dans le cadre des projets A 012, A 013, A 014, A 017, A 018 et A 020 ont été inclus dans les annexes techniques du rapport sur la session en cours (voir les annexes techniques 1 à 7 et 9 du présent rapport).

PROGRAMME DE RÉVISION DE LA CIB

Généralités

25. Le groupe de travail a pris note de la décision prise par le comité d'experts à sa quarante et unième session selon laquelle les projets de révision, y compris ceux relatifs au niveau élevé, seront examinés par le groupe de travail et transmis au comité pour adoption définitive une fois achevés. Il a été pris note du fait que les projets émanant des offices de la coopération trilatérale ou de l'IP5 seraient désignés par la lettre "A" et que les projets de révision inscrits au programme de révision de la CIB par le comité seraient désignés par la lettre "C" (voir le paragraphe 17).

26. Les délibérations ont eu lieu sur la base de synthèses des dossiers de projet correspondants. Le groupe de travail a examiné neuf projets C en instance ainsi que 17 projets A transmis par l'ancien ALS et a approuvé les modifications relatives à ces projets (voir les annexes techniques 1 à 29 du présent rapport relatives aux projets de révision). L'état d'avancement de ces projets et la liste des mesures à prendre et des délais correspondants font l'objet de l'annexe III du présent rapport.

Projets de révision de la CIB

27. Le groupe de travail a formulé les observations ci-après concernant les projets de révision de la CIB. Dans le présent paragraphe, tout renvoi à des annexes désigne, sauf indication contraire, les annexes du dossier de projet correspondant.

Projet A 017 (mécanique) – Le groupe de travail a demandé des observations supplémentaires sur la proposition du rapporteur figurant à l'annexe 18 en vue de l'établissement d'une proposition révisée du rapporteur pour examen à sa prochaine session.

La version française figurant à l'annexe 17 a été approuvée (voir l'annexe technique 6F du présent rapport). Le Bureau international a été invité à établir une version française des définitions figurant à l'annexe 18 ainsi qu'une table des renvois croisés, et le rapporteur a été prié d'établir une table de concordance.

**ANNEX 6E B60R [Project-Rapporteur : A017/US <WG21>
]**

AL N 21/201 *Packaging straps or envelopes for inflatable members*

AL N 21/206 *in the lower part of dashboards, e.g. for protecting the knees*

- AL N 21/214 *in roof panels*
- AL N 21/2155 *with complex motion of the door; retraction under the lining during opening*
- AL N 21/216 *comprising tether means for limitation of door motion during deployment*
- AL N 21/2165 *characterised by a tear line for defining a deployment opening*
- AL C 21/217 *Inflation fluid source retainers, e.g. reaction canisters; Connection of bags, covers, diffusers or inflation fluid sources therewith or together*
- AL C 21/231 *characterised by their shape, construction or spatial configuration*
- AL N 21/232 *curtain-type airbags deploying mainly in a vertical direction from their top edge*
- AL M 21/233 < Add 1 dot(s) >
- AL N 21/2334 *Expansion regulating feature*
- AL N 21/2338 *Tethers*
- AL N 21/2342 *Tear seams*
- AL N 21/2346 *Soft diffusers*

AL N 21/261 *with means other than bag structure to diffuse or guide inflation fluid*

AL N 21/262 *Elongated tubular diffusers, e.g. curtain-type*

AL N 21/263 *Variable source, e.g. plural stage or controlled output (for hybrid inflator **B60R 21/272**)*

AL M 21/264 *using instantaneous generation of gas, e.g. pyrotechnic (**B60R 21/26** takes precedence)*

AL C 21/272 *with means for increasing the pressure of the gas just before or during liberation, e.g. hybrid inflators*

AL N 21/274 *characterised by means to rupture or open fluid source*

AL N 21/36 *using airbags*

AL N 21/38 *using means for lifting bonnets*

ANNEXE 6F B60R [Projet-Rapporteur : A017/US] <WG21>
[Tr.: IB]

AL N 21/201 *Sangles ou enveloppes de maintien pour éléments gonflables*

AL N 21/206 *dans la partie inférieure des tableaux de bord, p.ex. pour protéger les genoux*

- AL N 21/214 *dans le pavillon de toit*
- AL N 21/2155 *avec mouvement complexe du couvercle;
rétraction sous la garniture lors de l'ouverture*
- AL N 21/216 *comprenant des moyens d'attache pour la limitation
du mouvement du couvercle lors du déploiement*
- AL N 21/2165 *caractérisés par une ligne de rupture pour
définir une ouverture de déploiement*
- AL C 21/217 *Moyens de maintien des sources de fluide de gonflage, p.ex.
boîtiers de réactions; Liaisons des coussins, des couvercles, des diffuseurs ou des sources de fluide de
gonflage avec ceux-ci ou entre eux*
- AL C 21/231 *caractérisés par leur forme, leur structure ou leur
configuration spatiale*
- AL N 21/232 *coussins gonflables du type rideau se déployant
principalement dans une direction verticale depuis leur bord supérieur*
- AL M 21/233 < Ajouter 1 point(s) >
- AL N 21/2334 *Dispositions pour réguler l'expansion*
- AL N 21/2338 *Attaches*
- AL N 21/2342 *Liaisons déchirables*

AL N 21/2346 avec des diffuseurs souples

AL N 21/261 avec des moyens autres que la structure du coussin pour diffuser ou guider le fluide de gonflage

AL N 21/262 Diffuseurs tubulaires allongés, p.ex. du type rideau

AL N 21/263 Source variable, p.ex. sortie multi-étagée ou commandée (pour dispositif de gonflage hybride **B60R 21/272**)

AL M 21/264 utilisant une génération instantanée de gaz, p.ex. pyrotechnique (**B60R 21/26** a priorité)

AL C 21/272 avec des moyens pour augmenter la pression du gaz juste avant ou pendant sa libération, p.ex. dispositifs de gonflage hybrides

AL N 21/274 caractérisés par des moyens de rupture ou d'ouverture de la source de fluide

AL N 21/36 utilisant des coussins gonflables

AL N 21/38 utilisant des moyens pour soulever les capots

<i>WORLD INTELLECTUAL PROPERTY ORGANIZATION</i>	
IPC REVISION WORKING GROUP	
Project: A 017 : B60R List of cross references	Date: June, 2009

References affected by revision project A017 (B60R)

C-mod. existing group	Ref to this group	Comment
B60R 21/217	None	
B60R 21/231	None	
B60R 21/272	None	

EPO - Principal Directorate Patent Grant Automation - Directorate Classification		
Project: A017	Subject: Airbags	IPC range: B60R21/16
Comments		21 September 2009

Ref.: Annexes 18 and 21 of project file

Comments

EP thanks the rapporteur for the updated proposal of Annex 18 and submits comments according to the working group decision in Annex 20.

1) General

EP fully agrees with Annex 21.

It seems that the term " Details relating to" is more commonly used in the IPC than the term "Detail drawn to" in Annex 18.

Some group titles comprise a wording unusual in the IPC, e.g. "and/or" in B60R21/213. An alternative wording is indicated.

2) On particular Definitions

Title – B60R 21/18

Inflatable members formed as a belt or harness or combined with a belt or harness arrangement

Definition statement

This subgroup covers:

Detail drawn to an inflatable restraint or confinement that is (1) shaped as or resembles a belt, strap, or harness arrangement or (2) is combined with a belt, strap, or harness arrangement.

Glossary of terms

In this subgroup, the following terms or expressions are used with the meaning indicated:

Belt or harness

Safety belts or body harnesses in vehicles covered by B60R22/00

Title – B60R 21/205

in dashboards

Definition statement

This subgroup covers:

Detail drawn to a cover for an inflatable restraint or confinement that is stored in its nonuse or deflated condition within or on the instrument panel or dashboard of a vehicle.

Title – B60R 21/206

in the lower part of dashboards, e.g. for protecting the knees

Definition statement

This subgroup covers:

Detail drawn to the mounting or storing of an inflatable restraint or confinement in a lower portion of the instrument panel that provides impact protection for the lower extremities, i.e. e.g. knee or portion near the knee, of a vehicle occupant.

<"e.g." is also used in the title>

Title – B60R 21/21

in vehicle side panels, e.g. doors (for pillar mounted arrangements, see B60R21/213)

Definition statement

This subgroup covers:

Device drawn to the mounting or storing of an inflatable restraint or confinement in or on a lateral door or lateral exterior interior body panel of a vehicle.

References relevant to classification in this subclass

This subgroup does not cover:

Pillar mounted inflatable restraint or confinement

[B60R21/213](#)

Title – B60R 21/213

in vehicle roof frames and/or pillars

Definition statement

This subgroup covers:

Device drawn to the mounting or storing of an inflatable restraint or confinement arrangement in or on a structural member of the uppermost part and/or supports of the uppermost part of the vehicle.

Glossary of terms

In this [subgroup](#), the following terms or expressions are used with the meaning indicated:

Pillar

A pillar is considered the vertical or inclined vehicle portion that extends from the lower part of the vehicle, between the doors and windows to the uppermost part of the vehicle (the roof) or from the upper portion of the door to the roof.

Title – B60R 21/2155

with complex motion of the door cover; retraction under the lining during opening

Definition statement

This [subgroup](#) covers:

Detail drawn to a cover for an inflatable restraint or confinement that moves or is moved ~~in~~ **following** a particular path or **in a particular** manner, **i.e.** having at least two particular motions or directions, e.g. translation, rotation, etc.

<Replacing "door" by "cover" brings the English title in line with the French version and the wording of the Definition statement.>

Title – B60R 21/216

comprising tether means for limitation of door cover motion during deployment

Definition statement

This [subgroup](#) covers:

Detail drawn to a strap or band that restricts, restrains, or directs the movement of the inflatable restraint or confinement cover **(or part thereof)** during the inflation of the inflatable restraint or confinement.

<Replacing "door" by "cover" brings the English title in line with the French version and the wording of the Definition statement.>

Title – B60R 21/23

Inflatable members

Definition statement

This [subgroup](#) covers:

Detail drawn to the structure, shape, deployment positioning, deflation feature, or other characteristic of the inflatable restraint or confinement prior to, during, or after inflation.

Special rules of classification within this subclass

B60R 21/18 takes precedence.

Title – B60R 21/233

comprising a plurality of individual compartments; comprising two or more bag-like members, one within the other

Definition statement

This [subgroup](#) covers:

Detail drawn to the inflatable restraint or confinement including a plurality of substantially separated chambers that make up the restraint, wherein the chambers may be defined in a side to side orientation or the chambers may be defined by a chamber provided within a larger chamber.

Special rules of classification within this subclass

B60R 21/232 takes precedence

Title – B60R 21/235

characterized by their material

Definition statement

This subgroup covers:

Detail drawn to a particular characteristic of the constituents or substances that make up at least a portion of the inflatable restraint or confinement **or manufacturing details depending on such a particular characteristic.**

Title – B60R 21/26

characterized by the inflation fluid source or means to control inflation fluid flow

Definition statement

This subgroup covers:

Detail drawn to the inflation fluid source or generator or means to control inflation fluid flow from the source to the inflatable restraint or confinement or to the atmosphere.

Glossary of terms

In this [subgroup](#), the following terms or expressions are used with the meaning indicated:

Inflation fluid

The fluid that inflates the inflatable restraint or confinement as opposed to fluid that is immediately...

<end of sentence missing in Annex 10>

Title – B60R 21/262

Elongated tubular diffusers, e.g. curtain-type

Definition statement

This [subgroup](#) covers:

Detail drawn to a dispersing, guiding, or directing member that has slender, hollow shape, e.g. specifically adapted for curtain-type inflatable restraints or confinements.

Title – B60R 21/263

Variable source, e.g. plural stage or controlled output (B60R 21/272 for hybrid inflators B60R 21/272)

Definition statement

This [subgroup](#) covers:

Detail drawn to an inflation fluid source, including means or detail for providing more than one level of inflation, e.g. by adjustable volumes of inflation fluid.

References relevant to classification in this subclass

This [subgroup](#) does not cover:

Inflatable restraint or confinement with an inflation fluid source using instantaneous release of stored pressurized gas with means for increasing the pressure of the gas just before or during liberation, e.g. hybrid inflators [B60R21/272](#)

Title – B60R 21/264

using instantaneous generation of gas, e.g. pyrotechnic (B60R 21/268 takes precedence)

Definition statement

This [subgroup](#) covers:

Detail drawn to an inflation fluid source that contains a material that is ignited or burned to produce inflation fluid.

Informative references

Attention is drawn to the following places, which may be of interest for search:

Generation of pressure gas, e.g. for blasting cartridges [C06D5/00](#)

Special rules of classification within this subclass

B60R 21/268 takes precedence.

Title – B60R 21/272

with means for increasing the pressure of the gas just before or during liberation, e.g. hybrid inflators

Definition statement

This [subgroup](#) covers:

Detail drawn to an inflation fluid source comprising diverse sources of inflation fluid, the pressure of one of the inflation fluid sources is augmented just before or during inflation fluid release by ~~the~~ **an** other inflation fluid source.

Title – B60R 21/274

characterised by means to rupture or open **the** fluid source

Definition statement

This subgroup covers:

Detail drawn to a means to fracture or break a member or means to provide passage of inflation fluid from the fluid source to allow the inflation fluid to flow to the inflatable restraint or confinement.

Title – B60R 21/276

with means to vent the inflation fluid source, e.g. in case of overpressure

Definition statement

This subgroup covers:

~~Detail drawn to specific structure of, or related to, an inflatable inflatable restraint or confinement that allows for the inflation fluid to escape within the inflatable inflatable restraint or confinement.~~

Details related to a specific structure of, or related to, means allowing the inflation fluid to escape the inflation fluid source, i.e. without reaching the inflatable restraint or confinement.

Title – B60R 21/34

Protecting non-occupants of a vehicle, e.g. pedestrians

Definition statement

This subgroup covers:

Detail drawn device is associated with a vehicle for lessening forces or injury experienced by ~~a person or other living being~~ **non-occupants** as a result of impact with a vehicle.

Special rules of classification within this subclass

B60R 19/02 takes precedence.

IPC-AI – Proposal RCL US Rapporteur Proposal	Project: A017
	Class/subclass: B60R
	Date: 24 September 2009

CL RCL

OLD	NEW	Comments
None	None	

AL RCL

OLD	NEW	Comments
B60R21/20	B60R21/20, B60R21/201	
B60R21/213	B60R21/213, B60R21/214	
B60R21/205	B60R21/205, B60R21/206	
B60R21/21	B60R21/21, B60R21/213	
B60R21/213	B60R21/213, B60R21/214	
B60R21/215	B60R21/215 - B60R21/2165	
B60R21/231	B60R21/231, B60R21/232, B60R21/2334 - B60R21/2346	
B60R21/26	B60R21/26- B60R21/263	
B60R21/268	B60R21/268, B60R21/274	
B60R21/34	B60R21/34, B60R21/36, B60R21/38	

United States Patent and Trademark Office	
Topic: Project A017 Subclass B60R	Date: 09 November 2009

Rapporteur Report

Firstly, in reviewing the comments submitted, an error in the scheme posted in Annex 5 was noticed. Group 21/213 had been indicated as being unchanged in Annex 5, this was an error as there had been a change to this group. Correction has been made in the proposal in Annex 25.

R has received comments from EP in Annex 22 and JP in Annex 19. The JP comments related to two minor errors which involved repeated words. This problem was corrected in the definition proposal in Annex 26, The EP comments have been reviewed, a number of changes to the schedule and definitions have been proposed in view of these comments.

In group 21/18, EP has suggested adding a glossary term for “belt or harness”. It is believed that EP had intended to add this term as a reference. R concurs.

In group 21/205, EP suggested removing “a cover for” from the definition statement. R concurs with this suggestion.

In group 21/206 R changed “i.e.” to “e.g.” as suggested.

In group 21/21 EP suggested changing “exterior” to “interior”. R believes that the term “interior” may cause confusion, as users might consider this to mean a trim panel. R has decided that neither term is necessary; the definition now refers to “lateral door or lateral body panel”. R has added the reference suggested.

In group 21/213 R has modified the title by changing “and/or” to “or.”

In groups 21/2155 and 21/216 R has changed “door” to “cover” as suggested by EP. R has further incorporated other suggested wording changes into these groups.

In groups 21/23 and 21/233 R has included limiting references suggested.

In group 21/235 EP suggested adding “or manufacturing details depending on such a particular characteristic” after “confinement” in the definition. R has not included this language in the definition due to concern that documents disclosing complex manufacturing processes would be inappropriately placed in this group.

In group 21/26 R has corrected the glossary term.

In group 21/262 the suggested example was incorporated.

In group 21/263 the suggested changes to the reference and example were incorporated.

In group 21/264 the suggested changes to the references were incorporated.

In group 21/272, “the” was changed to “an” in the definition as suggested.

In group 21/274, “the” was added before “fluid” in the title as suggested.

In group 21/276 the suggested alternative language for the definition statement was incorporated.

In group 21/34 R has included the language suggested by EP for the body of the definition, however the suggested precedence note was included as an informative reference, as it is believed a means on a bumper for

protecting a non-occupant of a vehicle should be classified in 21/34. It is believed a precedence note to 19/02 could lead to a splitting of the pedestrian protection art.

United States Patent and Trademark Office	
IPC Advanced Level Subcommittee	
Topic: A017	Date: 09 November 2009

Proposed Scheme

CL	U	B60R 21/16	..	Inflatable occupant restraints or confinements designed to inflate upon impact or impending impact, e.g. air bags (connection of valves to inflatable elastic bodies B60C 29/00)
AL	U	21/18	...	the inflatable members formed as a belt or harness or combined with a belt or harness arrangement
CL	U	21/20	...	Arrangements for storing inflatable members in their non-use or deflated condition; Arrangement for mounting of airbag modules or components
AL	N	21/201	Packaging straps or envelopes for inflatable members
AL	U	21/203	in steering wheels or steering columns
AL	U	21/205	in dashboards
AL	N	21/206	in the lower part of dashboards, e.g. for protecting the knees
AL	U	21/207	in vehicle seats
AL	U	21/21	in vehicle side panels, e.g. doors (pillar mounted arrangements B60R 21/213).
AL	C	21/213	in vehicle roof frames or pillars
AL	N	21/214	in roof panels
AL	U	21/215	Characterised by the covers for the inflatable member
AL	N	21/2155	with complex motion of the cover; retraction under the lining during opening
AL	N	21/216	comprising tether means for limitation of cover motion during deployment
AL	N	21/2165	characterised by a tear line for defining a deployment opening
AL	C	21/217	Inflation fluid source retainers, e.g. reaction canisters; Connection of bags, covers, diffusers or inflation fluid sources therewith or together
CL	U	21/23	...	Inflatable members (B60R 21/18 takes precedence)
AL	C	21/231	characterised by their shape, construction or spatial configuration
AL	N	21/232	curtain-type airbags deploying mainly in a vertical direction from their top edge
AL	M	21/233	comprising a plurality of individual compartments; comprising two or more bag-like members, one within the other (B60R 21/232 takes precedence)
AL	N	21/2334	Expansion regulating feature
AL	N	21/2338	Tethers
AL	N	21/2342	Tear seams
AL	N	21/2346	Soft diffusers
AL	U	21/235	characterised by their material
AL	U	21/237	characterised by the way they are folded
AL	U	21/239	characterised by their venting means
CL	U	21/26	...	characterised by the inflation fluid source or means to control inflation fluid flow
AL	N	21/261	with means other than bag structure to diffuse or guide inflation fluid
AL	N	21/262	Elongated tubular diffusers, e.g. curtain-type
AL	N	21/263	Variable source, e.g. plural stage or controlled output (hybrid inflators B60R 21/272)
AL	C	21/264	using instantaneous generation of gas, e.g. pyrotechnic (B60R 21/268 takes precedence)
AL	U	21/268	using instantaneous release of stored pressurized gas
AL	C	21/272	with means for increasing the pressure of the gas just before or during liberation, e.g. hybrid inflators
AL	N	21/274	characterised by means to rupture or open the fluid source
AL	U	21/276	with means to vent the inflation fluid source, e.g. in case of overpressure
CL	U	21/30	with means to draw ambient air into the flow line and mix such air with the inflation fluid
CL	U	21/33	...	Arrangements for non-electric triggering of inflation

IPC/A 017
Annex 25, page 2

CL	U	21/34	.	Protecting non-occupants of a vehicle, e.g. pedestrians
AL	N	21/36	..	using airbags
AL	N	21/38	..	using means for lifting bonnets

IPC-AI -- Definitions US Rapporteur Proposal	Project: A017
	Class/subclass: B60R
	Date: 9 November 2009

Title – B60R 21/16

Inflatable occupant restraints or confinements designed to inflate upon impact or impending impact, e.g. air bags.

Definition statement

This subgroup covers:

Device comprising an inflatable restraint or confinement that is designed to inflate upon impact of a vehicle with an external object, thereby confining a vehicle occupant in a protective environment.

Informative references

Attention is drawn to the following places, which may be of interest for search:

Connection of valves to inflatable elastic bodies

[B60C 29/00](#)

Title – B60R 21/18

Inflatable members formed as a belt or harness or combined with a belt or harness arrangement

Definition statement

This subgroup covers:

Detail drawn to an inflatable restraint or confinement that is (1) shaped as or resembles a belt, strap, or harness arrangement or (2) combined with a belt, strap, or harness arrangement.

Informative references

Attention is drawn to the following places, which may be of interest for search:

Safety belts or body harnesses in vehicles

[B60R 22/00](#)

Title – B60R 21/20

Arrangements for storing inflatable members in their non-use or deflated condition; Arrangement or mounting of airbag modules or components

Definition statement

This [subgroup](#) covers:

Detail drawn to the structure for encasing or housing an uninflated inflatable restraint or confinement prior to inflation or the location of the mounting of the inflatable restraint or confinement arrangement with respect to a vehicle or occupant, or the mounting of the inflatable restraint or confinement components with respect to each other or the vehicle.

Title – B60R 21/201

Packaging straps or envelopes for inflatable members

Definition statement

This [subgroup](#) covers:

Detail drawn to a cover or wrapper or strip or band that encloses or encircles the inflatable restraint or confinement to prevent unwanted unfolding prior to inflation.

Title – B60R 21/203

in steering wheels or steering columns

Definition statement

This [subgroup](#) covers:

Detail drawn to the mounting or storing of an inflatable restraint arrangement in or on a steering wheel or steering column.

Title – B60R 21/205

in dashboards

Definition statement

This [subgroup](#) covers:

Detail drawn to an inflatable restraint or confinement that is stored in its nonuse or deflated condition within or on the instrument panel or dashboard of a vehicle.

Title – B60R 21/206

in the lower part of dashboards, e.g. for protecting the knees

Definition statement

This [subgroup](#) covers:

Detail drawn to the mounting or storing of an inflatable restraint or confinement in a lower portion of the instrument panel that provides impact protection for the lower extremities, e.g. knee or portion near the knee, of a vehicle occupant.

Title – B60R 21/207

in vehicle seats

Definition statement

This [subgroup](#) covers:

Detail drawn to mounting or storing an inflatable restraint or confinement arrangement in or on a structure in the vehicle on which an occupant is intended to sit.

Title – B60R 21/21

in vehicle side panels, e.g. doors (pillar mounted arrangements B60R 21/213)

Definition statement

This [subgroup](#) covers:

Device drawn to the mounting or storing of an inflatable restraint or confinement in or on a lateral door or lateral body panel of a vehicle.

References relevant to classification in this subclass

This [subgroup](#) does not cover:

Pillar mounted inflatable restraint or confinement

[B60R 21/213](#)

Title – B60R 21/213

in vehicle roof frames or pillars

Definition statement

This subgroup covers:

Device drawn to the mounting or storing of an inflatable restraint or confinement arrangement in or on a structural member of the uppermost part or a support of the uppermost part of the vehicle.

Glossary of terms

In this subgroup, the following terms or expressions are used with the meaning indicated:

Pillar

A pillar is considered the vertical or inclined vehicle portion that extends from the lower part of the vehicle, between the doors and windows to the uppermost part of the vehicle i.e. the roof, or from the upper portion of the door to the roof.

Title – B60R 21/214

in roof panels

Definition statement

This subgroup covers:

Detail drawn to the mounting or storing of an inflatable restraint or confinement arrangement in or on the laterally extending panel structure of the uppermost part of the vehicle.

Title – B60R 21/215

Characterised by the covers for the inflatable member

Definition statement

This subgroup covers:

Detail drawn to the cover or lid or structure specifically related thereto that opens upon inflation of the restraint to allow for expansion of the restraint.

Title – B60R 21/2155

with complex motion of the cover; retraction under the lining during opening

Definition statement

This [subgroup](#) covers:

Detail drawn to a cover for an inflatable restraint or confinement that moves or is moved following a particular path or in a particular manner, i.e. having at least two particular motions or directions, e.g. translation, rotation, etc.

Title – B60R 21/216

comprising tether means for limitation of cover motion during deployment

Definition statement

This [subgroup](#) covers:

Detail drawn to a strap or band that restricts, restrains, or directs the movement of the inflatable restraint or confinement cover [or part thereof] during the inflation of the inflatable restraint or confinement.

Title – B60R 21/2165

characterised by a tear line for defining a deployment opening

Definition statement

This [subgroup](#) covers:

Detail drawn to a portion in or adjacent the cover that separates or ruptures so as to provide a passage and allow for the inflation of the inflatable restraint or confinement throughout the passage.

Title – B60R 21/217

Inflation fluid source retainers, e.g. reaction canisters; Connection of bags, covers, diffusers or inflation fluid sources therewith or together

Definition statement

This [subgroup](#) covers:

Detail drawn to (1) the housing or body of the inflation fluid source or (2) the attachment detail between elements of the inflatable restraint or confinement system.

Title – B60R 21/23

Inflatable members

Definition statement

This [subgroup](#) covers:

Detail drawn to the structure, shape, deployment positioning, deflation feature, or other characteristic of the inflatable restraint or confinement prior to, during, or after inflation.

Special rules of classification within this subclass

B60R 21/18 takes precedence.

Title – B60R 21/231

Characterised by their shape, construction, or spatial configuration

Definition statement

This [subgroup](#) covers:

Detail drawn to (1) the contour or form, (2) the structural detail or makeup, or (3) the relative positioning of the inflatable restraint or confinement.

Title – B60R 21/232

curtain-type airbags deploying mainly in a vertical direction from their top edge

Definition statement

This [subgroup](#) covers:

Detail drawn to an inflatable restraint or confinement that is inflated in a vertical downward direction from its top edge.

Title – B60R 21/233

comprising a plurality of individual compartments; comprising two or more bag-like members, one within the other

Definition statement

This [subgroup](#) covers:

Detail drawn to the inflatable restraint or confinement including a plurality of substantially separated chambers that make up the restraint, wherein the chambers may be defined in a side-to-side orientation or the chambers may be defined by a chamber provided within a larger chamber.

Special rules of classification within this subclass

B60R 21/232 takes precedence.

Title – B60R 21/2334

Expansion regulating feature

Definition statement

This [subgroup](#) covers:

Detail drawn to a feature of or relating to the inflatable restraint or confinement for restraining, positioning, or defining a deployment shape of the inflatable restraint or confinement during or after deployment.

Title – B60R 21/2338

Tethers

Definition statement

This [subgroup](#) covers:

Detail drawn to a strip or band of or relating to the inflatable restraint or confinement that restrains or positions the inflatable restraint or confinement during or after deployment to control the deployment shape or position of the inflatable restraint or confinement.

Title – B60R 21/2342

Tear seams

Definition statement

This subgroup covers:

Detail drawn to a junction of two portions of the inflatable restraint or confinement that is ruptured to define a particular deployment characteristic of the inflatable restraint or confinement.

Title – B60R 21/2346

Soft diffusers

Definition statement

This subgroup covers:

Detail drawn to a feature within and of the inflatable restraint or confinement to distribute or deflect the inflation fluid within the inflatable restraint or confinement.

Title – B60R 21/235

characterised by their material

Definition statement

This subgroup covers:

Detail drawn to a particular characteristic of the constituents or substances that make up at least a portion of the inflatable restraint or confinement.

Title – B60R 21/237

characterised by the way they are folded

Definition statement

This subgroup covers:

Detail drawn to the particular structure of the inflatable restraint or confinement that includes pleating, rolling, or other details of the inflatable restraint or confinement when in a gathered, pre-inflated state.

Title – B60R 21/239

characterised by their venting means

Definition statement

This [subgroup](#) covers:

Detail drawn to specific structure of or related to an inflatable restraint or confinement that allows for the inflation fluid within the air bag to escape through a portion of the inflatable restraint or confinement.

Title – B60R 21/26

characterised by the inflation fluid source or means to control inflation fluid flow

Definition statement

This subgroup covers:

Detail drawn to the inflation fluid source or generator or means to control inflation fluid flow from the source to the inflatable restraint or confinement or to the atmosphere.

Glossary of terms

In this [subgroup](#), the following terms or expressions are used with the meaning indicated:

Inflation fluid

The fluid that inflates the inflatable restraint or confinement.

Title – B60R 21/261

with means other than bag structure to diffuse or guide inflation fluid

Definition statement

This [subgroup](#) covers:

Detail drawn to a feature, which is not part of the inflatable restraint or confinement structure, that disperses, directs, or controls inflation fluid.

Title – B60R 21/262

Elongated tubular diffusers, e.g. curtain-type

Definition statement

This [subgroup](#) covers:

Detail drawn to a dispersing, guiding, or directing member that has a slender, hollow shape, e.g. specifically adapted for curtain-type inflatable restraint or confinement.

Title – B60R 21/263

Variable source, e.g. plural stage or controlled output (hybrid inflators B60R 21/272)

Definition statement

This [subgroup](#) covers:

Detail drawn to an inflation fluid source, including means or detail for providing more than one level of inflation, e.g. by adjustable volumes of inflation fluid.

References relevant to classification in this subclass

This [subgroup](#) does not cover:

Inflatable restraint or confinement with an inflation fluid source using instantaneous release of stored pressurized gas with means for increasing the pressure of the gas just before or during liberation, e.g. hybrid inflators [B60R 21/272](#)

Title – B60R 21/264

using instantaneous generation of gas, e.g. pyrotechnic (B60R 21/268 takes precedence)

Definition statement

This [subgroup](#) covers:

Detail drawn to an inflation fluid source that contains a material that is ignited or burned to produce inflation fluid.

Informative references

Attention is drawn to the following places, which may be of interest for search:

Generation of pressure gas, e.g. for blasting cartridges

C06D 5/00

Special rules of classification within this subclass

B60R 21/268 takes precedence.

Title – B60R 21/268

using instantaneous release of stored pressurized gas

Definition statement

This subgroup covers:

Detail drawn to an inflation fluid source containing a compressed gas that is released to inflate the inflatable member.

Title – B60R 21/272

with means for increasing the pressure of the gas just before or during liberation, e.g. hybrid inflators

Definition statement

This subgroup covers:

Detail drawn to an inflation fluid source comprising diverse sources of inflation fluid, the pressure of one of the inflation fluid sources is augmented just before or during inflation fluid release by another inflation fluid source.

Title – B60R 21/274

characterised by means to rupture or open the fluid source

Definition statement

This subgroup covers:

Detail drawn to a means to fracture or break a member or means to provide passage of inflation fluid from the fluid source to allow the inflation fluid to flow to the inflatable restraint or confinement.

Title – B60R 21/276

with means to vent the inflation fluid source, e.g. in case of overpressure

Definition statement

This subgroup covers:

Details related to a specific structure of, or related to, means allowing the inflation fluid to escape the inflation fluid source, i.e. without reaching the inflatable restraint or confinement.

Title – B60R 21/30

With means to draw ambient air into the flow line and mix such air with the inflation fluid

Definition statement

This subgroup covers:

Detail drawn to a means for including ambient air into the flow line and mixing such air with the inflation fluid, such mixture being the total or resultant mixture that inflates the inflatable restraint or confinement.

Title – B60R 21/34

Protecting non-occupants of a vehicle, e.g. pedestrians

Definition statement

This subgroup covers:

Detail drawn device is associated with a vehicle for lessening forces or injury experienced by a non-occupant as a result of impact with a vehicle.

Informative references

Attention is drawn to the following places, which may be of interest for search:

Vehicle bumpers

B60R 19/02

Title – B60R 21/36

using airbags

Definition statement

This subgroup covers:

Detail drawn to a means for protecting non-occupants of a vehicle includes an inflatable member for absorbing impact forces.

Title – B60R 21/38

using means for lifting bonnet

Definition statement

This subgroup covers:

Detail drawn to a means for raising a cover of an engine compartment.

Japan Patent Office

November 16, 2009

Project: A017Subclass: B60R

JP Comment

JP thanks US Rapporteur for the posting of three documents dated 9 November 2009, contents of which were noted.

Regarding the definitions, JP can support the US proposal in Annex 26 with additional JP proposals on the following two points (Yellow-colored portion).

1. Addition of an Informative reference for group 21/34

Beside the classification relating to bumpers, JP considers that the classification covering bonnets is a representative technical fields relating to the non-occupant protection. Therefore, JP would propose to add an Informative reference to B62D 25/10. Definition of the portion for group 21/34 would look like the following.

Title – B60R 21/34

Protecting non-occupants of a vehicle, e.g. pedestrians

Definition statement

This subgroup covers:

Detail drawn device is associated with a vehicle for lessening forces or injury experienced by a non-occupant as a result of impact with a vehicle.

Informative references

Attention is drawn to the following places, which may be of interest for search:

Vehicle bumpers

B60R 19/02

Bonnets**B62D 25/10**

2. Deletion of references in the title

It was noticed that there remained some references in the title of groups 21/21, 21/263 and 21/264. It may not be a problem of importance, but these references should be deleted, as shown below, in compliance with the instructions in the Guideline of not to include references in the title.

Title – B60R 21/21

in vehicle side panels, e.g. doors (~~pillar-mounted arrangements B60R 21/213~~)

Title – B60R 21/263

Variable source, e.g. plural stage or controlled output (~~hybrid inflators B60R 21/272~~)

Title – B60R 21/264

using instantaneous generation of gas, e.g. pyrotechnic (~~B60R 21/268 takes precedence~~)

[END]

IPC-AI -- Définitions US Proposition du rapporteur	Projet: A017
	Classe/sous-classe: B60R
	Date: 9 Juin 2009

Titre – B60R 21/16

Moyens gonflables de retenue ou de confinement des occupants conçus pour se gonfler lors d'une collision ou en cas de collision imminente, p.ex. coussins de sécurité gonflables (raccordement des valves aux corps élastiques gonflables [B60C 29/00](#))

Énoncé de la définition

Le présent sous-groupe couvre :

Le dispositif comportant un moyen gonflable de retenue ou de confinement qui est conçu pour se gonfler lors d'une collision d'un véhicule avec un obstacle extérieur, confinant ainsi l'occupant d'un véhicule dans un espace protégé.

Renvois indicatifs

Il est important de tenir compte des entrées suivantes qui peuvent présenter un intérêt pour la recherche :

raccordement des valves aux corps élastiques gonflables

[B60C 29/00](#)

Titre – B60R 21/18

Les éléments gonflables constituant une ceinture ou un harnais ou étant combinés à un système de ceinture ou de harnais

Énoncé de la définition

Le présent sous-groupe couvre:

Les détails ayant trait à un moyen gonflable de retenue ou de confinement qui (1) a la forme d'une ceinture, d'une sangle ou d'un système de harnais ou est semblable à ces derniers, ou bien (2) est combiné avec un système de ceinture, de sangle ou de harnais.

Titre – B60R 21/20

Dispositions pour stocker les éléments gonflables non mis en oeuvre ou non gonflés; Agencement ou fixation des modules ou composants des coussins de sécurité gonflables

Énoncé de la définition

Le présent sous-groupe couvre:

Les détails ayant trait à la structure permettant d'encastrier ou de loger, avant gonflage, un moyen gonflable de retenue ou de confinement non gonflé, ou à l'emplacement de la fixation du système gonflable de retenue ou de confinement par rapport à un véhicule ou un occupant, ou bien à la fixation des composants du système gonflable de retenue ou de confinement les uns par rapport aux autres ou par rapport au véhicule.

Titre – B60R 21/201

Feuillards ou enveloppes de conditionnement pour éléments gonflables

Énoncé de la définition

Le présent sous-groupe couvre:

Les détails ayant trait à un cache ou un matériau d'enveloppement ou un ruban ou une bande qui enserre ou encercle le moyen gonflable de retenue ou de confinement afin d'interdire son déploiement intempestif avant gonflage.

Titre – B60R 21/203

dans le volant ou la colonne de direction

Énoncé de la définition

Le présent sous-groupe couvre:

Les détails ayant trait à la fixation ou au stockage d'un système gonflable de retenue dans ou sur un volant ou une colonne de direction.

Titre – B60R 21/205

dans le tableau de bord

Énoncé de la définition

Le présent sous-groupe couvre:

Les détails ayant trait à un cache pour un moyen gonflable de retenue ou de confinement qui est stocké, lorsqu'il n'est pas mis en oeuvre ou n'est pas gonflé, à l'intérieur du porte-instruments ou du tableau de bord d'un véhicule ou sur ces derniers.

Titre – B60R 21/206

dans la partie inférieure du tableau de bord, p.ex. pour protéger les genoux

Énoncé de la définition

Le présent sous-groupe couvre:

Les détails ayant trait à la fixation ou au stockage d'un moyen gonflable de retenue ou de confinement dans une portion inférieure du porte-instruments assurant la protection contre les chocs des membres inférieurs, p.ex. les genoux ou une portion voisine des genoux, d'un occupant du véhicule.

Titre – B60R 21/207

dans les sièges du véhicule

Énoncé de la définition

Le présent sous-groupe couvre:

Les détails ayant trait à la fixation ou au stockage d'un système gonflable de retenue ou de confinement dans ou sur une structure du véhicule sur laquelle un occupant est censé s'asseoir.

Titre – B60R 21/21

dans des panneaux latéraux du véhicule, p.ex. les portes (pour les systèmes fixés dans les montants, voir 21/213)

Énoncé de la définition

Le présent sous-groupe couvre:

Le dispositif ayant trait à la fixation ou au stockage d'un moyen gonflable de retenue ou de confinement dans ou sur une porte latérale ou un panneau de carrosserie extérieur latéral d'un véhicule.

Titre – B60R 21/213

dans les cadres et/ou les montants de toit du véhicule

Énoncé de la définition

Le présent sous-groupe couvre:

Le dispositif ayant trait à la fixation ou au stockage d'un système gonflable de retenue ou de confinement dans ou sur un élément structural de la partie la plus élevée et/ou des supports de la partie la plus élevée du véhicule.

Note.

Est considéré comme montant la portion verticale ou inclinée du véhicule qui s'étend depuis la partie inférieure de ce dernier, entre les portes et les fenêtres jusqu'à la partie la plus élevée du véhicule (le toit) ou depuis la partie supérieure de la porte jusqu'au toit.

Titre – B60R 21/214

dans les panneaux de toit

Énoncé de la définition

Le présent sous-groupe couvre:

Les détails ayant trait à la fixation ou au stockage d'un système gonflable de retenue ou de confinement dans ou sur la structure de panneau de la partie la plus élevée du véhicule s'étendant latéralement.

Titre – B60R 21/215

caractérisés par le cache de l'élément gonflable

Énoncé de la définition

Le présent sous-groupe couvre:

Les détails ayant trait au cache ou au couvercle ou à la structure s'y rapportant spécifiquement, qui s'ouvre lors du gonflage du moyen de retenue afin de permettre son expansion.

Titre – B60R 21/2155

à mouvement complexe de la porte; rétraction sous la garniture durant l'ouverture

Énoncé de la définition

Le présent sous-groupe couvre:

./ Les détails ayant trait à un cache destiné à un moyen gonflable de retenue ou de confinement qui se déplace ou est déplacé sur une trajectoire particulière ou d'une manière particulière présentant au moins deux directions ou mouvements particuliers, p.ex. translation, rotation, etc.

Titre – B60R 21/216

comprenant des moyens d'attache pour limiter le mouvement de la porte durant le déploiement

Énoncé de la définition

Le présent sous-groupe couvre:

Les détails ayant trait à une sangle ou bande qui limite, freine ou guide le mouvement du cache du moyen gonflable de retenue ou de confinement lors du gonflage de ce dernier.

Titre – B60R 21/2165

caractérisés par une ligne de déchirure permettant de définir une ouverture de déploiement

Énoncé de la définition

Le présent sous-groupe couvre:

Les détails ayant trait à une portion disposée dans le cache ou adjacente à ce dernier et qui se détache ou se rompt de manière à ménager un passage et à permettre le gonflage du moyen gonflable de retenue ou de confinement d'un bout à l'autre de ce passage.

Titre – B60R 21/217

Moyens de maintien des sources de fluide de gonflage, p.ex. cartouches de réaction; Liaisons des coussins de sécurité, des caches, des diffuseurs ou des sources de fluide de gonflage avec ces dernières ou entre eux

Énoncé de la définition

Le présent sous-groupe couvre:

Les détails ayant trait (1) au logement ou au corps de la source de fluide de gonflage ou (2) aux détails de fixation entre les éléments du système gonflable de retenue ou de confinement.

Titre – B60R 21/23

Éléments gonflables

Énoncé de la définition

Le présent sous-groupe couvre:

Les détails ayant trait à la structure, à la forme, au positionnement de déploiement, au dispositif de dégonflage, ou à une autre caractéristique du moyen gonflable de retenue ou de confinement avant, pendant ou après le gonflage.

Titre – B60R 21/231

Caractérisés par leur forme, leur contexture ou leur configuration spatiale

Énoncé de la définition

Le présent sous-groupe couvre:

Les détails ayant trait (1) au contour ou à la forme, (2) aux détails de construction ou à la constitution ou bien (3) au positionnement relatif du moyen gonflable de retenue ou de confinement.

Titre – B60R 21/232

coussins de sécurité gonflables du type rideau se déployant principalement dans une direction verticale depuis leur bord supérieur

Énoncé de la définition

Le présent sous-groupe couvre:

Les détails ayant trait à un moyen gonflable de retenue ou de confinement qui se gonfle dans une direction verticale descendante depuis son bord supérieur.

Titre – B60R 21/233

comportant une pluralité de compartiments individuels; comportant au moins deux éléments en forme de coussin placés l'un dans l'autre

Énoncé de la définition

Le présent sous-groupe couvre:

Les détails ayant trait au moyen gonflable de retenue ou de confinement renfermant une pluralité de chambres sensiblement séparées qui constituent le moyen de retenue, ces

chambres pouvant être définies dans une orientation côte à côte ou être définies par une chambre ménagée au sein d'une chambre plus grande.

Titre – B60R 21/2334

Mécanisme régulant l'expansion

Énoncé de la définition

Le présent sous-groupe couvre:

Les détails ayant trait à un dispositif du moyen gonflable de retenue ou de confinement ou s'y rapportant pour circonscrire, mettre en place ou définir une forme de déploiement dudit moyen pendant ou après son déploiement.

Titre – B60R 21/2338

Attaches

Énoncé de la définition

Le présent sous-groupe couvre:

Les détails ayant trait à un ruban ou une bande du moyen gonflable de retenue ou de confinement ou s'y rapportant, qui retient ou positionne ledit moyen pendant ou après son déploiement en vue de gérer sa forme ou sa position de déploiement.

Titre – B60R 21/2342

Coutures déchirables

Énoncé de la définition

Le présent sous-groupe couvre:

Les détails ayant trait à une jonction de deux portions du moyen gonflable de retenue ou de confinement, qui se déchire pour définir une caractéristique de déploiement particulière dudit moyen.

Titre – B60R 21/2346

Diffuseurs déformables

Énoncé de la définition

Le présent sous-groupe couvre:

Les détails ayant trait à un dispositif situé à l'intérieur du moyen gonflable de retenue ou de confinement et lui appartenant en vue de répartir ou de dévier le fluide de gonflage au sein dudit moyen.

Titre – B60R 21/235

caractérisés par leur matériau

Énoncé de la définition

Le présent sous-groupe couvre:

Les détails ayant trait à une caractéristique particulière des constituants ou des substances qui composent au moins une portion du moyen gonflable de retenue ou de confinement.

Titre – B60R 21/237

caractérisés par la façon dont ils sont pliés

Énoncé de la définition

Le présent sous-groupe couvre:

Les détails ayant trait à la structure particulière du moyen gonflable de retenue ou de confinement, qui consiste en un plissage, un enroulage, ou d'autres détails dudit moyen lorsqu'il est froncé avant le gonflage.

Titre – B60R 21/239

caractérisés par leurs moyens de mise à l'air libre

Énoncé de la définition

Le présent sous-groupe couvre:

Les détails ayant trait à la structure spécifique d'un moyen gonflable de retenue ou de confinement ou s'y rapportant, qui permet au fluide de gonflage se trouvant à l'intérieur du coussin de sécurité gonflable de s'échapper par une portion du moyen gonflable de retenue ou de confinement.

Titre – B60R 21/26

caractérisés par la source de fluide de gonflage ou par les moyens de commande de l'écoulement du fluide de gonflage

Énoncé de la définition

Le présent sous-groupe couvre:

Les détails ayant trait à la source ou au générateur de fluide de gonflage ou aux moyens de commande de l'écoulement du fluide de gonflage depuis la source jusqu'au moyen gonflable de retenue ou de confinement ou jusqu'à l'atmosphère.

Titre – B60R 21/261

avec des moyens autres que la structure du coussin pour diffuser ou guider le fluide de gonflage

Énoncé de la définition

Le présent sous-groupe couvre:

Les détails ayant trait à un dispositif, lequel ne fait pas partie de la structure du moyen gonflable de retenue ou de confinement, et qui disperse, dirige ou régule le fluide de gonflage.

Titre – B60R 21/262

Diffuseurs tubulaires allongés, p.ex. du type rideau

Énoncé de la définition

Le présent sous-groupe couvre:

Les détails ayant trait à un organe de dispersion, de guidage ou d'orientation qui est fusiforme et creux.

Titre – B60R 21/263

Source variable, p.ex. sortie pluri-étages ou sortie régulée (B60R 21/272 pour gonfleur hybride)

Énoncé de la définition

Le présent sous-groupe couvre:

Les détails ayant trait à une source de fluide de gonflage, y compris les moyens ou les détails pour ménager plus d'un niveau de fluide gonflage.

Titre – B60R 21/264

utilisant une génération instantanée de gaz, p.ex. pyrotechnique[B60R 21/268](#) a priorité)

Énoncé de la définition

Le présent sous-groupe couvre:

Les détails ayant trait à une source de fluide de gonflage contenant une substance qui est mise à feu ou brûlée pour produire le fluide de gonflage.

Titre – B60R 21/268

utilisant l'émission instantanée de gaz comprimé stocké

Énoncé de la définition

Le présent sous-groupe couvre:

Les détails ayant trait à une source de fluide de gonflage contenant un gaz comprimé qui est émis pour gonfler l'élément gonflable.

Titre – B60R 21/272

avec des moyens pour augmenter la pression du gaz juste avant ou pendant la libération, p.ex. gonfleurs hybrides

Énoncé de la définition

Le présent sous-groupe couvre:

Les détails ayant trait à une source de fluide de gonflage comportant diverses sources de fluide de gonflage, la pression d'une de ces sources de fluide de gonflage étant augmentée juste avant ou pendant la libération du fluide de gonflage par l'autre source de fluide de gonflage.

Titre – B60R 21/274

caractérisés par des moyens de rupture ou d'ouverture de la source de fluide

Énoncé de la définition

Le présent sous-groupe couvre:

Les détails ayant trait à un moyen pour briser ou rompre un organe ou à des moyens en vue d'assurer le passage du fluide de gonflage provenant de la source de fluide afin de permettre au fluide de gonflage de s'écouler jusqu'au moyen gonflable de retenue ou de confinement.

Titre – B60R 21/276

avec des moyens de mise à l'air libre de la source de fluide de gonflage, p.ex. en cas de surpression

Énoncé de la définition

Le présent sous-groupe couvre:

Les détails ayant trait à la structure spécifique d'un moyen gonflable de retenue ou de confinement ou s'y rapportant, qui permet au fluide de gonflage de s'échapper à l'intérieur dudit moyen gonflable de retenue ou de confinement.

Titre – B60R 21/30

avec des moyens pour aspirer l'air ambiant dans la ligne d'écoulement et mélanger cet air avec le fluide de gonflage

Énoncé de la définition

Le présent sous-groupe couvre:

Les détails ayant trait à un moyen pour incorporer l'air ambiant dans la ligne d'écoulement et mélanger cet air avec le fluide de gonflage, ce mélange étant le mélange global ou résultant qui gonfle le moyen gonflable de retenue ou de confinement.

Titre – B60R 21/34

Protection des personnes extérieures au [véhicule](#), p.ex. des piétons

Énoncé de la définition

Le présent sous-groupe couvre:

Les détails ayant trait à un dispositif associé à un véhicule pour diminuer les forces d'accélération ou les blessures subies par une personne ou un autre être vivant par suite d'une collision avec un véhicule.

Titre – B60R 21/36

utilisant des coussins de sécurité gonflables

Énoncé de la définition

Le présent sous-groupe couvre:

Les détails ayant trait à un moyen pour protéger les personnes extérieures au véhicule, qui comporte un élément gonflable destiné à absorber les forces d'impact.

Titre – B60R 21/38

utilisant des moyens pour soulever le capot

Énoncé de la définition

Le présent sous-groupe couvre:

Les détails ayant trait à un moyen pour soulever le capot d'un compartiment-moteur.

UK Intellectual Property Office	GB comments
IPC Project A017 B60R 21/16 - Airbags for vehicles	Date: 18 th November 2009

GB thanks Rapporteur for the latest report and proposals of 9th November. Whilst we approve annex 25 (scheme), we feel that some minor editing may improve the readability of associated the definitions in annex 26.

1. The definition statement for B60R 21/16 would appear to read more clearly as follows:

Devices comprising an inflatable restraint or confinement designed to inflate upon impact of a vehicle with an external object, thereby confining vehicle occupants in a protective environment, to prevent injury.

2. Elsewhere, use of the phrase 'Detail drawn to...' in definition statements would appear to be superfluous. It is suggested that these statements may read more clearly without this prefix. Eg, for B60R 21/18:

Inflatable restraints or confinements that are either (1) shaped as or resemble a belt, strap, or harness arrangement or (2) combined with a belt, strap, or harness arrangement.

3. Finally GB supports JP's suggestion for a reference to B62D 25/10 under the group definition for B60R 21/34

Jeremy Cowen



IPC/A 018
ORIGINAL: English/French
DATE: 19.11.2009

WORLD INTELLECTUAL PROPERTY ORGANIZATION
ORGANISATION MONDIALE DE LA PROPRIÉTÉ INTELLECTUELLE
GENEVA/GENÈVE

COMMITTEE OF EXPERTS OF THE IPC UNION
COMITÉ D'EXPERTS DE L'UNION DE L'IPC

AL REVISION PROJECT FILE
DOSSIER DE PROJET RÉVISION NIVEAU ÉLEVÉ

PROPOSAL BY : PROPOSITION DE :	JP	IPC AREA: DOMAINE DE LA CIB :	B21D 26/02
RAPPORTEUR :	JP	TECHNICAL FIELD : DOMAINE TECHNIQUE :	M

ANNEX/ ANNEXE	CONTENT/CONTENU		ORIGIN/ ORIGINE	DATE
1	Revision request with proposal	Demande de révision avec proposition	JP	26.09.2008
2	Decision of the subcommittee	Décision du sous-comité	IB	27.10.2008
3	Comments	Observations	IB	04.02.2009
4	Rapporteur summary for next WG		JP	05.02.2009
5	Technical Annexes		IB	16.02.2009
6	Decision of the subcommittee	Décision du sous-comité	IB	24.03.2009
7	Proposal - definitions	Proposition - définitions	JP	27.04.2009
8	Comments - definitions	Observations	US	13.05.2009
9	French version	Version française	IB	14.05.2009
10	Comments - French version	Observations - version française	EP	29.05.2009
11	Rapporteur summary for next WG		JP	04.06.2009
12	Comments - French version	Observations - version française	FR	11.06.2009
13	Proposal - RCL	Proposition - RCL	IB	15.06.2009
14	List of cross references	Liste des renvois	IB	15.06.2009
15	Working Group decision	Décision du groupe de travail	IB	03.08.2009
16	Proposal - definitions	Proposition - définitions	EP	25.09.2009

ANNEX/ ANNEXE	CONTENT/CONTENU		ORIGIN/ ORIGINE	DATE
17	Comments - definitions	Observations	US	23.10.2009
18	French version - Definitions	Version française - définitions	IB	29.10.2009
19	Rapporteur report	Rapport du rapporteur	JP	30.10.2009
20	Proposal - definitions	Proposition - définitions	JP	30.10.2009
21	Rapporteur summary for next WG		JP	17.11.2009

WORLD INTELLECTUAL PROPERTY ORGANIZATION	
IPC ADVANCED LEVEL SUBCOMMITTEE	
Project: A 018 (B21D) RCL - Revision Concordance List	Date: April 8, 2009

Please note that AL groups are highlighted in yellow.

CL RCL

OLD	NEW	Comments
None	None	

AL RCL

OLD	NEW	Comments
B21D 26/02	B21D 26/02 - B21D 26/059	

<i>WORLD INTELLECTUAL PROPERTY ORGANIZATION</i>	
IPC ADVANCED LEVEL SUBCOMMITTEE	
Project: A 018 : B21D List of cross references	Date: April 8, 2009

References affected by revision project A018 (B21D)

Mod. or deleted existing group	Ref to this group	Comment
B21D 26/02	None	

EXCERPT FROM DOCUMENT IPC/WG/21/2
EXTRAIT DU DOCUMENT IPC/WG/21/2REPORT ON THE SEVENTH SESSION OF THE IPC ADVANCED LEVEL
SUBCOMMITTEE

17. Since the seventh session of the ALS was the final one, all pending A projects were included in the program of the Working Group. From now on, A projects will designate revision projects originating from the IP5 Offices and C projects will designate revision projects that would be included in the IPC revision program by the Committee. For practical reasons, the schemes adopted by the ALS in the framework of projects A 012, A 013, A 014, A 017, A 018 and A 020 were included in the Technical Annexes of this session (see Technical Annexes 1 to 7 and 9 to this report).

IPC REVISION PROGRAM

General

25. The Working Group noted the decision by the Committee of Experts at its forty-first session that revision projects, including advanced level revision projects, would be considered by the Working Group and forwarded to the Committee for final adoption after completion. It was noted that projects originating from the Trilateral or the IP5 Offices cooperation will be designated by the letter "A" and revision projects included in the IPC revision program by the Committee will be designated by the letter "C" (see paragraph 17, above).

26. Discussions were based on compilations of the relevant revision project files. The Working Group considered nine pending C projects, plus 17 A projects forwarded from the former ALS, and approved amendments relating to those projects (see Technical Annexes 1 to 29 to this report relating to revision projects). The status of those projects and the list of future actions and deadlines are indicated in Annex III to this report.

IPC Revision Projects

27. The Working Group made the following observations with respect to the IPC revision projects. All references to annexes in this paragraph refer to annexes of the corresponding project file, unless otherwise stated.

Project A 018 (mechanical) – The EPO was invited to submit a consolidated definition proposal including the subgroups missing in Annex 7. The International Bureau was invited to prepare a French version of the definitions.

The Working Group approved the French version of Annex 12 (see Technical Annex 7F to this report). The International Bureau was invited to prepare a RCL and a CRL.

RAPPORT SUR LA SEPTIÈME SESSION DU SOUS-COMITÉ CHARGÉ DU NIVEAU ÉLEVÉ DE LA CIB

17. Étant donné que la septième session de l'ALS était la dernière, tous les projets A en instance ont été inscrits au programme du groupe de travail. Dorénavant, les projets A désigneront les projets de révision émanant des offices de l'IP5 et les projets C désigneront les projets de révision qui seront inscrits au programme de révision de la CIB par le comité. Pour des raisons pratiques, les schémas adoptés par l'ALS dans le cadre des projets A 012, A 013, A 014, A 017, A 018 et A 020 ont été inclus dans les annexes techniques du rapport sur la session en cours (voir les annexes techniques 1 à 7 et 9 du présent rapport).

PROGRAMME DE RÉVISION DE LA CIB

Généralités

25. Le groupe de travail a pris note de la décision prise par le comité d'experts à sa quarante et unième session selon laquelle les projets de révision, y compris ceux relatifs au niveau élevé, seront examinés par le groupe de travail et transmis au comité pour adoption définitive une fois achevés. Il a été pris note du fait que les projets émanant des offices de la coopération trilatérale ou de l'IP5 seraient désignés par la lettre "A" et que les projets de révision inscrits au programme de révision de la CIB par le comité seraient désignés par la lettre "C" (voir le paragraphe 17).

26. Les délibérations ont eu lieu sur la base de synthèses des dossiers de projet correspondants. Le groupe de travail a examiné neuf projets C en instance ainsi que 17 projets A transmis par l'ancien ALS et a approuvé les modifications relatives à ces projets (voir les annexes techniques 1 à 29 du présent rapport relatives aux projets de révision). L'état d'avancement de ces projets et la liste des mesures à prendre et des délais correspondants font l'objet de l'annexe III du présent rapport.

Projets de révision de la CIB

27. Le groupe de travail a formulé les observations ci-après concernant les projets de révision de la CIB. Dans le présent paragraphe, tout renvoi à des annexes désigne, sauf indication contraire, les annexes du dossier de projet correspondant.

Projet A 018 (mécanique) – L'OEB a été invité à soumettre une proposition de synthèse sur les définitions comprenant les sous-groupes manquant dans l'annexe 7. Le Bureau international a été invité à établir une version française des définitions.

Le groupe de travail a approuvé la version française figurant à l'annexe 12 (voir l'annexe technique 7F du présent rapport). Le Bureau international a été invité à établir une table de concordance et une table des renvois croisés.

ANNEX 7E B21D [Project-Rapporteur : A018/JP] <WG21>

AL C 26/02 · *by applying fluid pressure*

AL N 26/021 · · *Deforming sheet bodies*

AL	N	26/023 . . .	<i>including other treatment, e.g. piercing</i>
AL	N	26/025 . . .	<i>Control means for clamping and opening mould</i>
AL <i>temperature</i>	N	26/027 . . .	<i>Control means for controlling fluid, e.g. pressure or</i>
AL	N	26/029 . . .	<i>Closing and sealing means</i>
AL	N	26/031 . . .	<i>Mould construction</i>
AL N		26/033 . . .	<i>Deforming tubular bodies</i>
AL	N	26/035 . . .	<i>including other treatment, e.g. piercing</i>
AL	N	26/037 . . .	<i>forming branched tubes</i>
AL	N	26/039 . . .	<i>Controlling means for clamping and opening mould</i>
AL	N	26/041 . . .	<i>Means for controlling fluid, e.g. pressure or temperature</i>
AL	N	26/043 . . .	<i>Means for controlling axial pusher</i>
AL	N	26/045 . . .	<i>Closing and sealing means</i>
AL	N	26/047 . . .	<i>Mould construction</i>

AL N 26/049 . . . *Deforming bodies having a bottom*

AL N 26/051 . . . *Deforming double-walled bodies*

AL N 26/053 . . *The material being particular*

AL N 26/055 . . . *having super-plastic property*

AL N 26/057 . . . *Tailored blanks*

AL N 26/059 . . . *Layered sheets*

ANNEXE 7F B21D [Projet-Rapporteur : A018/JP] <WG21>
[Tr.:]

AL C 26/02 . *en appliquant une pression de fluide*

AL N 26/021 . . *Déformation de tôle*

AL N 26/023 . . . *comprenant un autre traitement, p.ex. perçage*

AL N 26/025 . . . *Moyens de commande pour verrouiller et ouvrir le moule*

AL N 26/027 . . . *Moyens de commande pour réguler le fluide, p.ex. la pression
ou la température*

- AL N 26/029 . . . *Moyens de fermeture et d'étanchéité*
- AL N 26/031 . . . *Structure du moule*
- AL N 26/033 . . . *Déformation de corps tubulaires*
- AL N 26/035 . . . *comprenant un autre traitement, p.ex. perçage*
- AL N 26/037 . . . *formage de tubes avec embranchements*
- AL N 26/039 . . . *Moyens de commande pour verrouiller et ouvrir le moule*
- AL N 26/041 . . . *Moyens de commande pour réguler le fluide, p.ex. la pression
ou la température*
- AL N 26/043 . . . *Moyens pour commander le poussoir axial*
- AL N 26/045 . . . *Moyens de fermeture et d'étanchéité*
- AL N 26/047 . . . *Structure du moule*
- AL N 26/049 . . . *Déformation de corps ayant un fond*
- AL N 26/051 . . . *Déformation de corps à double paroi*
- AL N 26/053 . . . *Le matériau ayant des caractéristiques particulières*

AL N 26/055 . . . *ayant des propriétés superplastiques*

AL N 26/057 . . . *Les flans étant d'épaisseur différente*

AL N 26/059 . . . *Les tôles étant stratifiées*

EPO - Principal Directorate Patent Grant Automation - Directorate Classification		
Project: A018	Subject: Hydroforming	IPC range: B21D26/02
Proposal - Definitions		23. September 2009

Ref.: Annexes 7, 13 and 14 of project file

Background

The working group invited the EPO to submit a consolidated definition proposal including the subgroups missing in Annex 7 (IPC/WG/21/2, Annex 15)

Comments

EP supports the proposal - RCL and the list of references in Annexes 13 and 14.

Based on Annex 7 the following additions and amendments to the Definitions are proposed:

- Definition statements are added for subgroups 26/021, 26/037, 26/039, 26/047, 26/049, 26/051, 26/055 and 26/057 to provide statements for all subgroups.
- References relevant for classification are added for subgroups 26/02, 26/023, 26/035, 26/049 and 26/051 to further clarify the multiple classification of shape and particular material of the blanks and to improve the delimitation of the groups including other treatment.
- Informative references are added for subgroups 26/023, 26/035, 26/037, 26/059 to point to some further places of interest for search.
- The glossary terms "Sheet" for subgroups 26/021 was deleted and integrated into the definition statement to reduce the interference with the glossary term "Layered sheet" of 26/059.
- Some changes of wording for the titles of 26/039, 26/041, 26/043 and 26/059 are proposed to align them with corresponding titles of subgroups 26/025, 26/027, 26/041 and 26/057.
- Further revisions of the wording are proposed and marked in **yellow**.

Dindorf

F. Knecht, J.

Definition Proposal

Title – B21D26/02

by applying fluid pressure

Definition statement

This [subclass](#) covers:

Devices and methods for deforming sheet metal blanks in the form of sheets or thin plates, tubes with or without bottom, or profiles, by applying fluid pressure.

Informative references

Attention is drawn to the following places, which may be of interest for search:

Making other parts for vehicles, e.g. cowlings, mudguards	B21D53/88
---	-----------

Special rules of classification within this subclass

Multi-aspect classification is applied to technical subjects under this subgroup with respect to the features of the deformation process or device according to subgroups B21D26/021 to B21D26/051 and with respect to the particular material features of the bodies to be deformed according to subgroups B21D26/053 to B21D26/059.

Glossary of terms

In this [subclass](#), the following terms (or expressions) are used with the meaning indicated:

Fluid	Comprises gas, liquids, fluent particulate materials (e.g. sand) and materials which easily show plastic flow (e.g. soft metals such as lead)
--------------	---

Title – B21D26/021

Deforming sheet bodies

Definition statement

This [subclass](#) covers:

Devices and methods for deforming sheet metal in the form of flat sheets or thin plates, whether layered or not, by applying fluid pressure.

Special rules of classification within this subclass

When the invention is characterized by the shape of the bodies to be deformed in combination with a particular material feature of the bodies to be deformed, the invention shall also be classified in B21D 26/053 and subgroups thereof.

Glossary of terms

Title – B21D26/023

including other treatment, e.g. piercing

Definition statement

This [subgroup](#) covers:

Devices and methods for deforming by fluid pressure with piercing, perforating, caulking or other additional processing being performed while applying fluid pressure to the bodies being deformed.

References relevant to classification in this subclass

This [subgroup](#) does not cover:

Combined processes according to methods covered by groups B21D1/00 - B21D31/00	B21D35/00
Application of shaping procedures without cutting in order to connect objects or parts, e.g. coating with sheet metal otherwise than by plating	B21D39/00

Informative references

Attention is drawn to the following places, which may be of interest for search:

Shaping by press-cutting	B21D28/00
Perforating by punching	B21D28/24
Stabbing or piercing	B21D31/02
Uniting components by forging or pressing to form integral members	B21K 25/00
Press-fitting, force-fitting, or shrinking in general	B23P 11/00

Title – B21D26/025

Control means for clamping and opening mould

Definition statement

This [subclass](#) covers:

Those control means that are characterized by the control of clamping the mould and opening the mould, e.g. control of the pressure to be applied on the moulds when clamping or opening moulds.

Title – B21D26/027

Control means for controlling fluid, e.g. pressure or temperature

Definition statement

This [subclass](#) covers:

Those control means for controlling supply pressure, temperature or other variables of the fluid at the time of supply. Means for merely controlling pumps are not included.

Title – B21D26/029

Closing and sealing means

Definition statement

This [subclass](#) covers:

Those means and details that are relevant for the sealed or airtight closing of the mould.

Informative references

Attention is drawn to the following places, which may be of interest for search:

Sealings

F16J15/00

Title – B21D26/031

Mould construction

Definition statement

This [subclass](#) covers:

Constructional features or details of the mould, e.g. a mould of which some portion is movable, which are not covered by other subgroups of B21D26/021.

Title – B21D26/033

Deforming tubular bodies

Definition statement

This [subclass](#) covers:

Devices and methods for deforming **sheet metal** in the form of metal tubes, e.g. cylinders, **with or without bottom**, by applying fluid pressure.

References relevant to classification in this subclass

This [subclass](#) does not cover:

Corrugating tubes **by applying fluid pressure**

[B21D15/03](#)

Informative references

Attention is drawn to the following places, which may be of interest for search:

Tube expanders	B21D39/08
----------------	---------------------------

Special rules of classification within this subclass

When the invention is characterized by **the shape of the bodies to be deformed in combination with a particular material feature of the bodies to be deformed**, the **invention shall also be classified** in B21D 26/053 and subgroups thereof.

Title – B21D26/035

including other treatment, e.g. piercing

Definition statement

This [subclass](#) covers:

Devices and methods for deforming by fluid pressure with piercing, perforating, caulking or other additional processing being performed while applying fluid pressure to the bodies being deformed.

References relevant to classification in this subclass

This *subgroup* does not cover:

Combined processes according to methods covered by groups B21D1/00 - B21D31/00 [B21D35/00](#)

Application of shaping procedures without cutting in order to connect objects or parts, e.g. coating with sheet metal otherwise than by plating [B21D39/00](#)

Informative references

Attention is drawn to the following places, which may be of interest for search:

Shaping by press-cutting [B21D28/00](#)

Perforating by punching [B21D28/24](#)

Stabbing or piercing [B21D31/02](#)

Uniting components by forging or pressing to form integral members [B21K 25/00](#)

Press-fitting, force-fitting, or shrinking in general [B23P 11/00](#)

Title – B21D26/037

forming branched tubes

Definition statement

This *subclass* covers:

Devices and methods for deforming metal tubular bodies by applying fluid pressure specially adapted to obtain branched tubes.

Informative references

Attention is drawn to the following places, which may be of interest for search:

Making branched tube fittings, e.g. T-pieces for connecting pipes [B21C37/29](#)

Title – B21D26/039

Controlling means for clamping and opening mould

Definition statement

This [subclass](#) covers:

Those control means that are characterized by the control of clamping the mould and opening the mould, e.g. control of the pressure to be applied on the moulds when clamping or opening moulds.

Title – B21D26/041

Control means for controlling fluid, e.g. pressure or temperature

Definition statement

This [subclass](#) covers:

Those control means for controlling supply pressure, temperature or other variables of the fluid at the time of supply. Means for merely controlling pumps are not included.

Title – B21D26/043

Control means for controlling axial pusher

Definition statement

This [subclass](#) covers:

Those control means that are characterized by the control of the axial movement (speed, timing, steps) of, the counter-pressure applied to, or other variables of the axial pusher during the deformation process.

Title – B21D26/045

Closing and sealing means

Definition statement

This [subclass](#) covers:

Those details that are relevant for the sealed or airtight closing of the mould.

Informative references

Attention is drawn to the following places, which may be of interest for search:

Sealings	F16J15/00
----------	-----------

Title – B21D26/047

Mould construction

Definition statement

This [subclass](#) covers:

Constructional features or details of the mould, e.g. a mould of which some portion is movable, which are not covered by other subgroups of B21D26/033.

Title – B21D26/049

Deforming bodies having a bottom

Definition statement

This [subclass](#) covers:

Devices and methods for deforming metal tubular bodies having a bottom, i.e. a closed end, by applying fluid pressure.

Special rules of classification within this subclass

When the invention is characterized by the shape of the bodies to be deformed in combination with a particular material feature of the bodies to be deformed, the invention shall also be classified in B21D 26/053 and subgroups thereof.

Title – B21D26/051

Deforming double-walled bodies

Definition statement

This [subclass](#) covers:

Devices and methods for deforming metal double-walled tubular bodies by applying fluid pressure.

Special rules of classification within this subclass

When the invention is characterized by the shape of the bodies to be deformed in combination with a particular material feature of the bodies to be deformed, the invention shall also be classified in B21D 26/053 and subgroups thereof.

Title – B21D26/053

The material being particular

Definition statement

This [subclass](#) covers:

Devices and methods for deforming metal bodies by applying fluid pressure which are characterized by the material, composition or constituents of the bodies to be deformed.

Special rules of classification within this subclass

When the invention is characterized by the adaptation to deforming metal bodies with a particular material feature in combination with the shape of the bodies to be deformed, the invention shall also be classified in B21D 26/021 or B21D 26/033 and their subgroups.

Title – B21D26/055

having super-plastic property

Definition statement

This [subclass](#) covers:

Devices and methods adapted for deforming metal bodies comprising a material having super-plastic properties, e.g. a super-plastic alloy, by applying fluid pressure.

Title – B21D26/057

Tailored blanks

Definition statement

This [subclass](#) covers:

Devices and methods adapted for deforming metal bodies preassembled from different pieces, e.g. pieces of different materials or pieces of different thickness, by applying fluid pressure.

Title – B21D26/059

Layered sheets **blanks**

Definition statement

This [subclass](#) covers:

Devices and methods adapted for deforming layered blanks by applying fluid pressure.

Informative references

Attention is drawn to the following places, which may be of interest for search:

Layered products essentially comprising metal

B32B15/00

Glossary of terms

In this [subclass](#), the following terms (or expressions) are used with the meaning indicated:

Layered blank	Blank consisting of several layers of material that becomes characteristic by being layered, e.g. a blank from a sheet metal coated with resins or a laminate of sheet metals with different degrees of hardness.
----------------------	---

Proposition de définition**Titre – B21D26/02**

en appliquant une pression de fluide

Énoncé de la définition

La présente sous-classe couvre :

Les dispositifs et les procédés pour déformer les flans de tôle se présentant sous la forme de feuilles ou de tôles minces, de tubes avec ou sans fond, ou de profilés, en appliquant une pression de fluide.

Renvois indicatifs

Il est important de tenir compte des entrées suivantes qui peuvent présenter un intérêt pour la recherche :

Fabrication d'autres pièces pour véhicules, p.ex. capots, garde-boue	B21D53/88
--	---------------------------

Règles particulières de classement dans la présente sous-classe

Un classement multi-aspect s'applique aux sujets techniques relevant du présent sous-groupe s'agissant des caractéristiques du procédé ou du dispositif de déformation prévues dans les sous-groupes B21D26/021 à B21D26/051 et s'agissant des caractéristiques matières particulières des corps à déformer prévues dans les sous-groupes B21D26/053 à B21D26/059.

Glossaire

Dans la présente sous-classe, les termes (ou expressions) suivant(e)s ont la signification ci-dessous indiquée:

Fluide	Comprend les gaz, les liquides, les matériaux particuliers fluents (p.ex. le sable) et les matériaux qui manifestent facilement un écoulement plastique (p.ex. les métaux tendres tels que le plomb)
---------------	--

Titre – B21D26/021

Déformation de corps en tôle

Énoncé de la définition

La présente sous-classe couvre :

Les dispositifs et les procédés pour déformer les tôles se présentant sous la forme de tôles planes ou de tôles minces, stratifiées ou non, en appliquant une pression de fluide.

Règles particulières de classement dans la présente sous-classe

Lorsque l'invention est caractérisée par la forme des corps à déformer en combinaison avec une caractéristique matière particulière de ces derniers, elle doit également être classée dans B21D 26/053 et ses sous-groupes.

Glossaire

Titre – B21D26/023

incluant d'autres traitements, p.ex. le perçage

Énoncé de la définition

Le présent sous-groupe couvre :

Les dispositifs et les procédés pour déformer par pression de fluide et par perçage, perforation, matage ou autre traitement complémentaire réalisé tout en appliquant une pression de fluide aux corps subissant la déformation.

Renvois influençant le classement dans la présente sous-classe

Le présent sous-groupe ne couvre pas :

Les procédés combinant les méthodes de [traitement](#) couvertes par les groupes B21D1/00 - B21D31/00 B21D35/00

L'utilisation de procédés de mise en forme sans découpage permettant d'assembler des objets ou des pièces, p.ex. revêtement par des tôles, autrement que par placage B21D39/00

Renvois indicatifs

Il est important de tenir compte des entrées suivantes qui peuvent présenter un intérêt pour la recherche :

Mise en forme par découpage à la presse B21D28/00

Perforation par poinçonnage B21D28/24

Piquage ou perçage B21D31/02

Assemblage d'éléments par forgeage ou pressage afin qu'ils ne forment plus qu'une seule pièce [B21K 25/00](#)

Emmanchement à la presse, emmanchement à force, ou retrait en général [B23P 11/00](#)

Titre – B21D26/025

Moyens de commande pour le serrage et l'ouverture du moule

Énoncé de la définition

La présente sous-classe couvre:

Les moyens de commande qui sont caractérisés par la commande du serrage et de l'ouverture du moule, p.ex. la commande de la pression à appliquer sur les moules lors de leur serrage ou de leur ouverture.

Titre – B21D26/027

Moyens de régulation pour réguler le fluide, p.ex. sa pression ou sa température

Énoncé de la définition

La présente sous-classe couvre:

Les moyens de commande pour réguler la pression d'alimentation, la température ou d'autres variables du fluide lors de l'alimentation. Les moyens permettant de commander uniquement les pompes ne sont pas inclus.

Titre – B21D26/029

Moyens de fermeture et d'étanchéité

Énoncé de la définition

La présente sous-classe couvre:

Les moyens et les détails qui sont prévus pour la fermeture étanche ou hermétique du moule.

Renvois indicatifs

Il est important de tenir compte des entrées suivantes qui peuvent présenter un intérêt pour la recherche:

Jointes d'étanchéité

F16J15/00

Titre – B21D26/031

Structure du moule

Énoncé de la définition

La présente sous-classe couvre:

Les caractéristiques ou les détails de construction du moule, p.ex. un moule dont une certaine portion est mobile, qui ne sont pas couverts par d'autres sous-groupes de B21D26/021.

Titre – B21D26/033

Déformation des corps tubulaires

Énoncé de la définition

La présente sous-classe couvre:

Les dispositifs et les procédés pour déformer les tôles se présentant sous la forme de tubes métalliques, p.ex. de cylindres, avec ou sans fond, en appliquant une pression de fluide

Renvois influençant le classement dans la présente sous-classe

La présente sous-classe ne couvre pas :

L'ondulation de tubes en appliquant une pression de fluide

[B21D15/03](#)

Renvois indicatifs

Il est important de tenir compte des entrées suivantes qui peuvent présenter un intérêt pour la recherche:

Dispositifs de mandrinage des tubes

B21D39/08

Règles particulières de classement dans la présente sous-classe

Lorsque l'invention est caractérisée par la forme des corps à déformer en combinaison avec une caractéristique matière particulière de ces derniers, elle doit également être classée dans B21D 26/053 et ses sous-groupes.

Titre – B21D26/035

incluant d'autres traitements, p.ex. le perçage

Énoncé de la définition

La présente sous-classe couvre:

Les dispositifs et les procédés pour déformer par pression de fluide et par perçage, perforation, matage ou autre traitement complémentaire réalisé tout en appliquant une pression de fluide aux corps subissant la déformation.

Renvois influençant le classement dans la présente sous-classe

Le présent sous-groupe ne couvre pas :

- | | |
|--|---------------------------|
| Les procédés combinant les méthodes de traitement couvertes par les groupes B21D1/00 - B21D31/00 | B21D35/00 |
| L'utilisation de procédés de mise en forme sans découpage permettant d'assembler des objets ou des pièces, p.ex. revêtement par des tôles, autrement que par placage | B21D39/00 |

Renvois indicatifs

Il est important de tenir compte des entrées suivantes qui peuvent présenter un intérêt pour la recherche:

- | | |
|---|----------------------------|
| Mise en forme par découpage à la presse | B21D28/00 |
| Perforation par poinçonnage | B21D28/24 |
| Piquage ou perçage | B21D31/02 |
| Assemblage d'éléments par forgeage ou pressage afin qu'ils ne forment plus qu'une seule pièce | B21K 25/00 |
| Emmanchement à la presse, emmanchement à force, ou retrait en général | B23P 11/00 |

Titre – **B21D26/037**

formage de tubes ramifiés

Énoncé de la définition

La présente sous-classe couvre:

Les dispositifs et les procédés pour déformer les corps tubulaires métalliques en appliquant une pression de fluide spécialement adaptée pour obtenir des tubes ramifiés.

Renvois indicatifs

Il est important de tenir compte des entrées suivantes qui peuvent présenter un intérêt pour la recherche:

Fabrication de raccords pour tubes ramifiés, p.ex. pièces en forme de T pour raccorder des tuyaux

[B21C37/29](#)

Titre – **B21D26/039**

Moyens de commande pour le serrage et l'ouverture du moule

Énoncé de la définition

La présente sous-classe couvre:

Les moyens de commande qui sont caractérisés par la commande du serrage et de l'ouverture du moule, p.ex. la commande de la pression à appliquer sur les moules lors de leur serrage ou de leur ouverture.

Titre – **B21D26/041**

Moyens de régulation pour réguler le fluide, p.ex. sa pression ou sa température

Énoncé de la définition

La présente sous-classe couvre:

Les moyens de commande pour réguler la pression d'alimentation, la température ou d'autres variables du fluide lors de l'alimentation. Les moyens permettant de commander uniquement les pompes ne sont pas inclus.

Titre – B21D26/043

Moyens de commande pour commander le poussoir axial

Énoncé de la définition

La présente sous-classe couvre:

Les moyens de commande qui sont caractérisés par la commande du mouvement axial (vitesse, synchronisation, paliers) de la contre-pression appliquée au poussoir axial durant le processus de déformation, ou d'autres variables de ce dernier.

Titre – B21D26/045

Moyens de fermeture et d'étanchéité

Énoncé de la définition

La présente sous-classe couvre:

Les détails qui sont prévus pour la fermeture étanche ou hermétique du moule.

Renvois indicatifs

Il est important de tenir compte des entrées suivantes qui peuvent présenter un intérêt pour la recherche:

Joint	F16J15/00
-------	-----------

Titre – B21D26/047

Structure du moule

Énoncé de la définition

La présente sous-classe couvre:

Les caractéristiques ou les détails de construction du moule, p.ex. un moule dont une certaine portion est mobile, qui ne sont pas couverts par d'autres sous-groupes de B21D26/033.

Titre – B21D26/049

Déformation de corps pourvus d'un fond

Énoncé de la définition

La présente sous-classe couvre:

Les dispositifs et les procédés pour déformer les corps tubulaires métalliques munis d'un fond, p.ex. d'une extrémité fermée, en appliquant une pression de fluide.

Règles particulières de classement dans la présente sous-classe

Lorsque l'invention est caractérisée par la forme des corps à déformer en combinaison avec une caractéristique matière particulière de ces derniers, elle doit également être classée dans B21D 26/053 et ses sous-groupes.

Titre – B21D26/051

Déformation de corps à double paroi

Énoncé de la définition

La présente sous-classe couvre:

Les dispositifs et les procédés pour déformer les corps tubulaires métalliques à double paroi en appliquant une pression de fluide.

Règles particulières de classement dans la présente sous-classe

Lorsque l'invention est caractérisée par la forme des corps à déformer en combinaison avec une caractéristique matière particulière de ces derniers, elle doit également être classée dans B21D 26/053 et ses sous-groupes.

Titre – B21D26/053

Le matériau étant particulier

Énoncé de la définition

La présente sous-classe couvre:

Les dispositifs et les procédés pour déformer les corps métalliques en appliquant une pression de fluide, qui sont caractérisés par le matériau, la composition ou les constituants des corps à déformer.

Règles particulières de classement dans la présente sous-classe

Lorsque l'invention est caractérisée par l'adaptation à la déformation de corps métalliques présentant une caractéristique matière particulière en combinaison avec la forme des corps à

déformer, elle doit également être classée dans B21D 26/021 ou B21D 26/033 et leurs sous-groupes.

Titre – B21D26/055

possédant des propriétés super-plastiques

Énoncé de la définition

La présente sous-classe couvre:

Les dispositifs et les procédés adaptés pour déformer les corps métalliques comportant un matériau possédant des propriétés super-plastiques, p.ex. un alliage super-plastique, en appliquant une pression de fluide.

Titre – B21D26/057

Flans raboutés

Énoncé de la définition

La présente sous-classe couvre:

Les dispositifs et les procédés adaptés pour déformer les corps métalliques pré-assemblés à partir de différentes pièces, p.ex. des pièces de matériaux différents ou des pièces d'épaisseur différente, en appliquant une pression de fluide.

Titre – B21D26/059

Tôles flans stratifiés

Énoncé de la définition

La présente sous-classe couvre:

Les dispositifs et les procédés adaptés pour déformer les flans stratifiés en appliquant une pression de fluide.

Renvois indicatifs

Il est important de tenir compte des entrées suivantes qui peuvent présenter un intérêt pour la recherche:

Produits stratifiés composés essentiellement de métal

B32B15/00

Glossaire

Dans la présente sous-classe, les termes (ou expressions) suivant(e)s ont la signification ci-dessous indiquée:

Flan stratifié	Flan constitué de plusieurs couches de matériau qui devient caractéristique en étant stratifié, p.ex. un flan issu d'une tôle revêtue de résines ou un stratifié de tôles présentant des degrés différents de dureté.
-----------------------	---

JAPAN PATENT OFFICE

October 30, 2009

Project: A018

Subclass: B21D 26/02

JP Rapporteur Report

JP is very much obliged to EP for the integrated Proposal-definitions (Annex 16) supplementing, modifying and expanding JP's Initial Scheme Proposal in Annex 7 to a large extent. As US already expressed support (Annex 17) and EP posted the French version too (Annex 18), JP is fully agreeable to the said Proposal.

JP only made a minor change of adding one Limiting reference in the definitions of B21D 26/033. That is, while "B21D 15/03 · · by applying fluid pressure" was already listed, there is another subgroup of similar nature with identical wording as; "B21D 15/10 · · by applying fluid pressure" So, the symbol of B21D 15/10 was added.

Title – B21D 26/033

This subgroup does not cover:

Corrugating tubes by applying fluid pressure	<p>B21D15/03</p> <p>B21D15/10</p>
--	-----------------------------------

The whole Definitions with such addition is now posted (Annex 20) together with this Rapporteur Report (Annex 19). JP as Rapporteur believes that the definitions in Annex 20 shall be adoptable at the coming IPC/WG22 (30 November – 4 December 2009) and look forward to hearing of approval in the meantime.

[END]

IPC-AL – Definition Japan Patent Office Rapporteur Proposal	Project: A018
	Subclass: B21D
	Date:30/10/2009

Title – B21D26/02

by applying fluid pressure

Definition statement

This *subgroup* covers:

Devices and methods for deforming sheet metal blanks in the form of sheets or thin plates, tubes with or without bottom, or profiles, by applying fluid pressure.

Informative references

Attention is drawn to the following places, which may be of interest for search:

Making other parts for vehicles, e.g. cowlings, mudguards	B21D53/88
---	---------------------------

Special rules of classification within this subgroup

Multi-aspect classification is applied to technical subjects under this subgroup with respect to the features of the deformation process or device according to subgroups B21D26/021 to B21D26/051 and with respect to the particular material features of the bodies to be deformed according to subgroups B21D26/053 to B21D26/059.

Glossary of terms

In this *subgroup*, the following terms (or expressions) are used with the meaning indicated:

Fluid	Comprises gas, liquids, fluent particulate materials (e.g. sand) and materials which easily show plastic flow (e.g. soft metals such as lead)
--------------	---

Title – B21D26/021

Deforming sheet bodies

Definition statement

This [subgroup](#) covers:

Devices and methods for deforming sheet metal in the form of flat sheets or thin plates, whether layered or not, by applying fluid pressure.

Special rules of classification within this subgroup

When the invention is characterized by the shape of the bodies to be deformed in combination with a particular material feature of the bodies to be deformed, the invention shall also be classified in B21D 26/053 and subgroups thereof.

Glossary of terms

Title – B21D26/023

including other treatment, e.g. piercing

Definition statement

This [subgroup](#) covers:

Devices and methods for deforming by fluid pressure with piercing, perforating, caulking or other additional processing being performed while applying fluid pressure to the bodies being deformed.

References relevant to classification in this subgroup

This [subgroup](#) does not cover:

Combined processes according to methods covered by groups B21D1/00 - B21D31/00 [B21D35/00](#)

Application of shaping procedures without cutting in order to connect objects or parts, e.g. coating with sheet metal otherwise than by plating [B21D39/00](#)

Informative references

Attention is drawn to the following places, which may be of interest for search:

Shaping by press-cutting [B21D28/00](#)

Perforating by punching [B21D28/24](#)

Stabbing or piercing [B21D31/02](#)

Uniting components by forging or pressing to form integral members [B21K 25/00](#)

Press-fitting, force-fitting, or shrinking in general

[B23P 11/00](#)

Title – B21D26/025

Control means for clamping and opening mould

Definition statement

This [subgroup](#) covers:

Those control means that are characterized by the control of clamping the mould and opening the mould, e.g. control of the pressure to be applied on the moulds when clamping or opening moulds.

Title – B21D26/027

Control means for controlling fluid, e.g. pressure or temperature

Definition statement

This [subgroup](#) covers:

Those control means for controlling supply pressure, temperature or other variables of the fluid at the time of supply. Means for merely controlling pumps are not included.

Title – B21D26/029

Closing and sealing means

Definition statement

This [subgroup](#) covers:

Those means and details that are relevant for the sealed or airtight closing of the mould.

Informative references

Attention is drawn to the following places, which may be of interest for search:

Sealings	F16J15/00
----------	-----------

Title – B21D26/031

Mould construction

Definition statement

This [subgroup](#) covers:

Constructional features or details of the mould, e.g. a mould of which some portion is movable, which are not covered by other subgroups of B21D26/021.

Title – B21D26/033

Deforming tubular bodies

Definition statement

This [subgroup](#) covers:

Devices and methods for deforming sheet metal in the form of metal tubes, e.g. cylinders, with or without bottom, by applying fluid pressure.

References relevant to classification in this subgroup

This [subgroup](#) does not cover:

Corrugating tubes by applying fluid pressure

[B21D15/03](#) [15/10](#)

Informative references

Attention is drawn to the following places, which may be of interest for search:

Tube expanders

B21D39/08

Special rules of classification within this subgroup

When the invention is characterized by the shape of the bodies to be deformed in combination with a particular material feature of the bodies to be deformed, the invention shall also be classified in B21D 26/053 and subgroups thereof.

Title – B21D26/035

including other treatment, e.g. piercing

Definition statement

This [subgroup](#) covers:

Devices and methods for deforming by fluid pressure with piercing, perforating, caulking or other additional processing being performed while applying fluid pressure to the bodies being deformed.

References relevant to classification in this subgroup

This [subgroup](#) does not cover:

Combined processes according to methods covered by groups B21D1/00 - B21D31/00 [B21D35/00](#)

Application of shaping procedures without cutting in order to connect objects or parts, e.g. coating with sheet metal otherwise than by plating [B21D39/00](#)

Informative references

Attention is drawn to the following places, which may be of interest for search:

Shaping by press-cutting [B21D28/00](#)

Perforating by punching [B21D28/24](#)

Stabbing or piercing [B21D31/02](#)

Uniting components by forging or pressing to form integral members [B21K 25/00](#)

Press-fitting, force-fitting, or shrinking in general [B23P 11/00](#)

Title – B21D26/037

forming branched tubes

Definition statement

This [subgroup](#) covers:

Devices and methods for deforming metal tubular bodies by applying fluid pressure specially adapted to obtain branched tubes.

Informative references

Attention is drawn to the following places, which may be of interest for search:

Making branched tube fittings, e.g. T-pieces for connecting pipes [B21C37/29](#)

Title – B21D26/039

Control means for clamping and opening mould

Definition statement

This [subgroup](#) covers:

Those control means that are characterized by the control of clamping the mould and opening the mould, e.g. control of the pressure to be applied on the moulds when clamping or opening moulds.

Title – B21D26/041

Control means for controlling fluid, e.g. pressure or temperature

Definition statement

This [subgroup](#) covers:

Those control means for controlling supply pressure, temperature or other variables of the fluid at the time of supply. Means for merely controlling pumps are not included.

Title – B21D26/043

Control means for controlling axial pusher

Definition statement

This [subgroup](#) covers:

Those control means that are characterized by the control of the axial movement (speed, timing, steps) of, the counter-pressure applied to, or other variables of the axial pusher during the deformation process.

Title – B21D26/045

Closing and sealing means

Definition statement

This [subgroup](#) covers:

Those details that are relevant for the sealed or airtight closing of the mould.

Informative references

Attention is drawn to the following places, which may be of interest for search:

Sealings	F16J15/00
----------	-----------

Title – B21D26/047

Mould construction

Definition statement

This subgroup covers:

Constructional features or details of the mould, e.g. a mould of which some portion is movable, which are not covered by other subgroups of B21D26/033.

Title – B21D26/049

Deforming bodies having a bottom

Definition statement

This subgroup covers:

Devices and methods for deforming metal tubular bodies having a bottom, i.e. a closed end, by applying fluid pressure.

Special rules of classification within this subgroup

When the invention is characterized by the shape of the bodies to be deformed in combination with a particular material feature of the bodies to be deformed, the invention shall also be classified in B21D 26/053 and subgroups thereof.

Title – B21D26/051

Deforming double-walled bodies

Definition statement

This subgroup covers:

Devices and methods for deforming metal double-walled tubular bodies by applying fluid pressure.

Special rules of classification within this subgroup

When the invention is characterized by the shape of the bodies to be deformed in combination with a particular material feature of the bodies to be deformed, the invention shall also be classified in B21D 26/053 and subgroups thereof.

Title – B21D26/053

The material being particular

Definition statement

This [subgroup](#) covers:

Devices and methods for deforming metal bodies by applying fluid pressure which are characterized by the material, composition or constituents of the bodies to be deformed.

Special rules of classification within this subgroup

When the invention is characterized by the adaptation to deforming metal bodies with a particular material feature in combination with the shape of the bodies to be deformed, the invention shall also be classified in B21D 26/021 or B21D 26/033 and their subgroups.

Title – B21D26/055

having super-plastic property

Definition statement

This [subgroup](#) covers:

Devices and methods adapted for deforming metal bodies comprising a material having super-plastic properties, e.g. a super-plastic alloy, by applying fluid pressure.

Title – B21D26/057

Tailored blanks

Definition statement

This [subgroup](#) covers:

Devices and methods adapted for deforming metal bodies preassembled from different pieces, e.g. pieces of different materials or pieces of different thickness, by applying fluid pressure.

Title – B21D26/059

Layered sheets blanks

Definition statement

This [subgroup](#) covers:

Devices and methods adapted for deforming layered blanks by applying fluid pressure.

Informative references

Attention is drawn to the following places, which may be of interest for search:

Layered products essentially comprising metal

B32B15/00

Glossary of terms

In this [subgroup](#), the following terms (or expressions) are used with the meaning indicated:

Layered blank	Blank consisting of several layers of material that becomes characteristic by being layered, e.g. a blank from a sheet metal coated with resins or a laminate of sheet metals with different degrees of hardness.
----------------------	---

Rapporteur Summary

Project Number: A018

Rapporteur: JP

IPC: B21D 26/02

Subject: Shaping without cutting otherwise than using rigid devices or tools or yieldable or resilient pads (T066)

Scheme adopted		RCL	CRL	Definitions		Expected Date for completion of reclassification			Expected date entry into IPC
En	Fr			En	Fr	EP	JP	US	
Yes	Yes	Posted (Anx13)	Posted (Anx14)	Posted (Anx20)	Posted (Anx18)		March 2010	December 2009	

1. Background/Summary

- English version of the scheme was adopted at the IPC/ALS/7 (23-27 February 2009).
- Anx 7 (27 April 2009) JP posted Initial Proposal - definitions.
- French version of the scheme was adopted at the IPC/RWG/21 (15-19 June 2009).
- **Anx 13** (15 June 2009) IB posted Proposal - RCL.
- **Anx 14** (15 June 2009) IB posted Proposal - CRL.
- Remarks-Messages (16 July 2009) JP expressed support of Proposals - RCL and CRL in Anx 13 and 14.
- Anx 15 (3 August 2009) IB posted Working Group decision.
- Remarks-Messages (11 September 2009) US expressed support of Proposals - RCL and CRL in Anx 13 and 14.
- Anx 16 (25 September 2009) EP posted Proposal - definitions with modification and supplement to JP's Proposal in Anx 7.
- Anx 17 (23 October 2009) US posted comment and expressed support of EP's Proposal - definitions.
- **Anx 18** (29 October 2009) IB posted Proposal - French version of definitions.
- Remarks-Messages (29 October 2009) IB announced the posting of Proposal - French version of definitions in Anx 18.
- Anx 19 (30 October 2009) JP posted R report expressing support of EP's Proposal - definitions in Anx 16 and explaining the additional entry of a limiting reference in respect of group B21D 26/033.
- **Anx 20** (30 October 2009) JP posted modified Proposal - definitions.

2. Discussion items for IPC/WG

- Adoption of the RCL (Anx 13)
- Adoption of the CRL (Anx 14)
- Adoption of English version of definitions (Anx 20)
- Adoption of French version of definitions (Anx 18) with a modification(Anx20)



IPC/A 024
ORIGINAL: English/French
DATE: 24.11.2009

WORLD INTELLECTUAL PROPERTY ORGANIZATION
ORGANISATION MONDIALE DE LA PROPRIÉTÉ INTELLECTUELLE
GENEVA/GENÈVE

COMMITTEE OF EXPERTS OF THE IPC UNION
COMITÉ D'EXPERTS DE L'UNION DE L'IPC

AL REVISION PROJECT FILE
DOSSIER DE PROJET RÉVISION NIVEAU ÉLEVÉ

PROPOSAL BY : PROPOSITION DE :	EP	IPC AREA: DOMAINE DE LA CIB :	A01M 29/00
RAPPORTEUR :	EP	TECHNICAL FIELD : DOMAINE TECHNIQUE :	M

ANNEX/ ANNEXE	CONTENT/CONTENU		ORIGIN/ ORIGINE	DATE
1	Decision of the subcommittee	Décision du sous-comité	IB	20.03.2009
2	Revision request with proposal	Demande de révision avec proposition	EP	01.04.2009
3	Comments	Observations	SE	14.04.2009
4	Comments	Observations	JP	28.04.2009
5	Rapporteur report	Rapport du rapporteur	EP	08.06.2009
6	Proposal - scheme	Proposition - schéma	EP	08.06.2009
7	Working Group decision	Décision du groupe de travail	IB	03.08.2009
8	Proposal - RCL	Proposition - RCL	EP	24.08.2009
9	French version	Version française	EP	24.08.2009
10	List of cross references	Liste des renvois	IB	31.08.2009
11	Proposal - definitions	Proposition - définitions	EP	15.09.2009
12	Comments	Observations	JP	15.10.2009
13	Comments	Observations	RU	30.10.2009
14	Comments	Observations	JP	04.11.2009
15	Rapporteur report	Rapport du rapporteur	EP	18.11.2009
16	Proposal - definitions	Proposition - définitions	EP	18.11.2009

ANNEX/ ANNEXE	CONTENT/CONTENU		ORIGIN/ ORIGINE	DATE
17	Comments	Observations	SE	23.11.2009

EXCERPT FROM DOCUMENT IPC/WG/21/2
EXTRAIT DU DOCUMENT IPC/WG/21/2REPORT ON THE SEVENTH SESSION OF THE IPC ADVANCED LEVEL
SUBCOMMITTEE

17. Since the seventh session of the ALS was the final one, all pending A projects were included in the program of the Working Group. From now on, A projects will designate revision projects originating from the IP5 Offices and C projects will designate revision projects that would be included in the IPC revision program by the Committee. For practical reasons, the schemes adopted by the ALS in the framework of projects A 012, A 013, A 014, A 017, A 018 and A 020 were included in the Technical Annexes of this session (see Technical Annexes 1 to 7 and 9 to this report).

IPC REVISION PROGRAM

General

25. The Working Group noted the decision by the Committee of Experts at its forty-first session that revision projects, including advanced level revision projects, would be considered by the Working Group and forwarded to the Committee for final adoption after completion. It was noted that projects originating from the Trilateral or the IP5 Offices cooperation will be designated by the letter "A" and revision projects included in the IPC revision program by the Committee will be designated by the letter "C" (see paragraph 17, above).

26. Discussions were based on compilations of the relevant revision project files. The Working Group considered nine pending C projects, plus 17 A projects forwarded from the former ALS, and approved amendments relating to those projects (see Technical Annexes 1 to 29 to this report relating to revision projects). The status of those projects and the list of future actions and deadlines are indicated in Annex III to this report.

IPC Revision Projects

27. The Working Group made the following observations with respect to the IPC revision projects. All references to annexes in this paragraph refer to annexes of the corresponding project file, unless otherwise stated.

Project A 024 (mechanical) – The Working Group approved, with some modifications, the English version of Annex 2 (see Technical Annex 12E to this report).

The Rapporteur was invited to provide a French version, definitions for the approved groups and a RCL, and the International Bureau was invited to submit a CRL.

RAPPORT SUR LA SEPTIÈME SESSION DU SOUS-COMITÉ CHARGÉ DU NIVEAU
ÉLEVÉ DE LA CIB

17. Étant donné que la septième session de l'ALS était la dernière, tous les projets A en instance ont été inscrits au programme du groupe de travail. Dorénavant, les projets A désigneront les projets de révision émanant des offices de l'IP5 et les projets C désigneront les projets de révision qui seront inscrits au programme de révision de la CIB par le comité. Pour des raisons pratiques, les schémas adoptés par l'ALS dans le cadre des projets A 012, A 013, A 014, A 017, A 018 et A 020 ont été inclus dans les annexes techniques du rapport sur la session en cours (voir les annexes techniques 1 à 7 et 9 du présent rapport).

PROGRAMME DE RÉVISION DE LA CIB

Généralités

25. Le groupe de travail a pris note de la décision prise par le comité d'experts à sa quarante et unième session selon laquelle les projets de révision, y compris ceux relatifs au niveau élevé, seront examinés par le groupe de travail et transmis au comité pour adoption définitive une fois achevés. Il a été pris note du fait que les projets émanant des offices de la coopération trilatérale ou de l'IP5 seraient désignés par la lettre "A" et que les projets de révision inscrits au programme de révision de la CIB par le comité seraient désignés par la lettre "C" (voir le paragraphe 17).

26. Les délibérations ont eu lieu sur la base de synthèses des dossiers de projet correspondants. Le groupe de travail a examiné neuf projets C en instance ainsi que 17 projets A transmis par l'ancien ALS et a approuvé les modifications relatives à ces projets (voir les annexes techniques 1 à 29 du présent rapport relatives aux projets de révision). L'état d'avancement de ces projets et la liste des mesures à prendre et des délais correspondants font l'objet de l'annexe III du présent rapport.

Projets de révision de la CIB

27. Le groupe de travail a formulé les observations ci-après concernant les projets de révision de la CIB. Dans le présent paragraphe, tout renvoi à des annexes désigne, sauf indication contraire, les annexes du dossier de projet correspondant.

Projet A 024 (mécanique) – Le groupe de travail a approuvé, sous réserve de certaines modifications, la version anglaise figurant à l'annexe 2 (voir l'annexe technique 12E du présent rapport).

Le rapporteur a été invité à établir une version française, des définitions pour les groupes approuvés ainsi qu'une table de concordance, et le Bureau international a été invité à soumettre une table des renvois croisés.

**ANNEX 12E A01M [Project-Rapporteur : A024/EP <WG21>
]**

CL C 29/00 *Scaring or repelling devices, e.g. bird-scaring apparatus*

AL D 29/02 (transferred to [A01M 29/16](#),[A01M 29/18](#))

AL D 29/04 (transferred to [A01M 29/20](#))

AL N 29/06 · *using visual means, e.g. scarecrows, moving elements, specific shapes, patterns or the like*

AL N 29/08 · · *using reflection, colours or films with specific transparency or reflectivity*

AL N 29/10 · · *using light sources, e.g. lasers or flashing lights*

- AL N 29/12 · *using odoriferous substances, e.g. aromas, pheromones or chemical agents*
- AL N 29/14 · *using thermal effects*
- AL N 29/16 · *using sound waves*
- AL N 29/18 · · *using ultrasonic signals*
- AL N 29/20 · · *with generation of periodically explosive reports*
- AL N 29/22 · *using vibrations (A01M 29/16 takes precedence)*
- AL N 29/24 · *using electric or magnetic effects, e.g. electric shocks, magnetic fields or microwaves*
- AL N 29/26 · · *specially adapted for birds, e.g. electrified rods, cords or strips*
- AL N 29/28 · · *specially adapted for insects*
- AL N 29/30 · *preventing or obstructing access or passage, e.g. by means of barriers, spikes, cords, obstacles or sprinkled water*
- AL N 29/32 · · *specially adapted for birds, e.g. spikes*
- AL N 29/34 · · *specially adapted for insects*

Principal Directorate Patent Grant Automation - Directorate Classification		
Project: A024	Subject: Scaring or repelling devices	IPC: A01M
Proposal RCL		21 August 2009

RCL (Revision Concordance List) – A01M

	from	to
	A01M 29/00	A01M 29/00, 29/06-29/14, 29/22-29/34
D	A01M 29/02	A01M 29/16, 29/18
D	A01M 29/04	A01M 29/20

Principal Directorate Patent Grant Automation - Directorate Classification		
Projet : A024 (T038)	Sujet: Epouvantails ou dispositifs répulsifs	CIB : A01M
Proposition de schéma		août 2009

	A01M		
C	29/00	Scaring or repelling devices, e.g. bird-scaring apparatus	Epouvantails ou dispositifs répulsifs, p.ex. pour oiseaux
D	29/02	<i>transferred to 29/16, 29/18</i>	<i>transférés en 29/16, 29/18</i>
D	29/04	<i>transferred to 29/20</i>	<i>transférés en 29/20</i>
N	29/06	<ul style="list-style-type: none"> using visual means, e.g. scarecrows, moving elements, specific shapes, patterns or the like 	utilisant des moyens visuels, p.ex. épouvantails, éléments en mouvement, formes spécifiques, motifs ou éléments similaires spécifiques
N	29/08	<ul style="list-style-type: none"> using reflection, colours or films with specific transparency or reflectivity 	utilisant des reflets, couleurs ou films avec d'une transparence ou d'un pouvoir réfléchissant spécifique
N	29/10	<ul style="list-style-type: none"> using light sources, e.g. lasers or flashing lights 	utilisant des sources lumineuses, p.ex. des lasers ou des lumières clignotantes
N	29/12	<ul style="list-style-type: none"> using odoriferous substances, e.g. aromas, pheromones or chemical agents 	utilisant des substances odoriférantes, p.ex. des arômes, phéromones ou agents chimiques
N	29/14	<ul style="list-style-type: none"> using thermal effects 	utilisant des effets thermiques
N	29/16	<ul style="list-style-type: none"> using sound waves 	utilisant des ondes sonores
N	29/18	<ul style="list-style-type: none"> using ultrasonic signals 	utilisant des signaux ultrasonores
N	29/20	<ul style="list-style-type: none"> with generation of periodically explosive reports 	avec production d'explosions périodiques
N	29/22	<ul style="list-style-type: none"> using vibrations (A01M 29/16 takes precedence) 	utilisant des vibrations (A01M 29/16 a priorité)
N	29/24	<ul style="list-style-type: none"> using electric or magnetic effects, e.g. electric shocks, magnetic fields or microwaves 	utilisant des effets électriques ou magnétiques, p.ex. des électrochocs, des champs magnétiques ou des micro-ondes
N	29/26	<ul style="list-style-type: none"> specially adapted for birds, e.g. electrified rods, cords or strips 	spécialement adaptés aux oiseaux, p.ex. barres, cordons ou rubans électrifiés
N	29/28	<ul style="list-style-type: none"> specially adapted for insects 	spécialement adaptés aux insectes
N	29/30	<ul style="list-style-type: none"> preventing or obstructing access or passage, e.g. by means of barriers, spikes, cords, obstacles or sprinkled water 	empêchant l'accès ou obstruant le passage, p.ex. au moyen de barrières, pointes, cordons, obstacles ou d'aspersion d'eau
N	29/32	<ul style="list-style-type: none"> specially adapted for birds, e.g. spikes 	spécialement adaptés aux oiseaux, p.ex. pointes
N	29/34	<ul style="list-style-type: none"> specially adapted for insects 	spécialement adaptés aux insectes

<i>WORLD INTELLECTUAL PROPERTY ORGANIZATION</i>	
IPC REVISION WORKING GROUP	
Project: A 024 : A01M List of cross references	Date: August, 2009

References affected by revision project A024 (A01M)

Del. or C-mod. existing group	Ref to this group	Proposed amendment	Comment
A01M 29/00	A01M Subclass Index	No action needed	
	A01G 13/10	No action needed	
	H05C	No action needed	
A01M 29/02	None		
A01M 29/04	None		

IPC Revision WG – Definition Project EPO Rapporteur Proposal	Project: A024
	Subclass: A01M
	Date : 10/11/2009

A01M29/06

using visual means, e.g. scarecrows, moving elements, specific shapes, patterns or the like

Informative references

Attention is drawn to the following places, which may be of interest for search:

Decoys	A01M31/06
--------	---------------------------

A01M29/10

using light sources, e.g. lasers or flashing lights

Informative references

Attention is drawn to the following places, which may be of interest for search:

Stationary means for catching or killing insects by using illumination	A01M 1/04 A01M 1/08
--	--

A01M29/12

using odoriferous substances, e.g. aromas, pheromones or chemical agents

Informative references

Attention is drawn to the following places, which may be of interest for search:

Poisoning, narcotising, or burning insects	A01M 1/20
Fumigators	A01M13/00

A01M29/14

using thermal effects

Informative references

Attention is drawn to the following places, which may be of interest for search:

Flame-throwers	A01M15/00
----------------	---------------------------

A01M29/16

using sound waves

Informative references

Attention is drawn to the following places, which may be of interest for search:

Beater rattle	A01M31/04
---------------	---------------------------

A01M29/22

using sound waves

Informative references

Attention is drawn to the following places, which may be of interest for search:

Beater rattle	A01M31/04
---------------	---------------------------

A01M29/26

using electric or magnetic effects, e.g. electric shocks, magnetic fields or microwaves

Informative references

Attention is drawn to the following places, which may be of interest for search:

Apparatus for the destruction of noxious animals, other than insects, by hot water, steam, hot air, or electricity	A01M19/00
--	---------------------------

A01M29/28

specially adapted for insects

Informative references

Attention is drawn to the following places, which may be of interest for search:

Killing insects by electric means	A01M 1/22
-----------------------------------	---------------------------

A01M29/34

specially adapted for insects

Informative references

Attention is drawn to the following places, which may be of interest for search:

Adhesive bands or coatings for trees	A01M 1/18
--------------------------------------	---------------------------

JAPAN PATENT OFFICE

October 15, 2009

Project: A024

Subclass: A01M

Comment

JP thanks EP for the preparation and posting of Proposal-definitions.

JP is in principle in agreement with the EP draft provided that the following minor errors be corrected.

1. The title of A01M 29/22 is appearing as “using sound waves” which is identical with the title of 29./16. The correct title of 29/22 should be “using vibrations”.
2. We find the entry of “A01M 29/26 using electric or magnetic effects,” but the correct symbol would be A01M 29/24.

[END]

RUSSIAN PATENT OFFICEOctober 29, 2009

Project A024

Subclass A01M

RU comments

Re: Rapporteur Proposal from 15.10.09
Definition to the group A01M 29/00

We apologize for the late comments. We submit below the other version of RU comments.

A01M 29/06

We don't think that the reference to A01M 31/06 "Decoys" may be of interest for search of scaring or repelling devices since decoys are intended for the exact opposite purpose and bring to the contrary effect. In our opinion this reference does not seem useful.

A01M 29/12

RU would prefer to have the reference "Fumigators; Apparatus for distributing gases A01M 13/00".

A01M 29/16

The reference to A01M 31/04 "beater rattles" seems rather limiting than informative.

Besides whether subclass G10K (e.g. 3/00 "Rattles or the like noise-producing devices") should take precedence when classifying in A01M 29/16.

A01M 29/22

using vibrations (!)

A01M 29/24

using electric or magnetic effects, e.g. electric shocks, magnetic fields or microwaves

We propose to add the limiting reference to this group: "Electrified wire fencing A01K 3/00" under the expression *Reference relevant to classification in this group* and the informative reference "Electric traps A01M 23/38" in the definition to this group.

(N) **A01M 29/30** (is absent in the Rapporteur Proposal)

RU propose to add in the definition under the expression *Reference relevant to classification in this group* the limiting reference “Fencing, e.g. fences, enclosures, corrals E04H 17/00”. It should be also inserted in classification scheme after the title of A01M 29/30.

A01M 29/34

The reference to A01M 1/18 does not seem to us useful.
In other case it should be to A01M 1/14.

Lada Tsikunova
Nataly Nikonova

JAPAN PATENT OFFICE

November 4, 2009

Project: A024Subclass: A01M

Comment

This is with reference to RU comments on the EP Rapporteur's Proposal – definitions. RU made various remarks in respect of the following subgroups. JP can support some of them but would not agree some of RU opinion, namely;

1. A01M 29/06

JP agrees that the reference to A01M 31/06 could be deleted.

2. A01M 29/12

JP supports the UR suggestion to expand the description of Informative reference to A01M 13/00 to read as “Fumigators; Apparatus for distributing gases A01M 13/00.”

3. A01M 29/16

JP would not consider that the reference to A01M 31/04 is Limiting. This reference should be treated as Informative, as was proposed by Rapporteur.

4. A01M 29/24

Rapporteur did not include this subgroup in the definitions in Annex 11, but RU proposed to create a definition and list up A01K 3/00 as a Limiting reference and A01M 23/38 as an Informative reference. However, JP considers that both references should be treated as Informative.

5. A01M 29/30

Rapporteur did not include this subgroup in the definitions in Annex 11, but RU proposed to create a definition and list up E04H 17/00 as a Limiting reference at the same time with adding such reference after the title of this subgroup. However, JP considers that it would be sufficient if E04H 17/00 were indicated as an Informative reference.

6. A01M 29/34

JP agrees that the reference to A01M 1/18 should be changed to A01M 1/14.

Principal Directorate Patent Grant Automation - Directorate Classification		
Project: A024	Scaring or repelling devices	IPC range: A01M
Rapporteur Report		16 November 2009

Ref.: Annex 11 - 14 of the project file

Comments have been received by JP and RU.

Rapporteur appreciates the additional proposals for further references by RU and the discussion of these proposals by JP. Rapporteur reviewed the proposals below and modified the definition proposal accordingly (see Annex 16).

1. A01M 29/06

Rapporteur agrees that the subject matter of group A01M31/06 "Decoys" is not of interest for search for scaring or repelling devices because these devices are intended exact for the opposite purpose. JP agrees that the reference to A01M 31/06 could be deleted from the Definitions.

2. A01M 29/12

Rapporteur and JP supports the RU suggestion to expand the description of the Informative reference to A01M 13/00 by taking the complete title: "Fumigators; Apparatus for distributing gases A01M 13/00."

3. A01M 29/16

Rapporteur would not consider the reference to "beater rattles" as limiting because that would refer out most of the rattles which could also generate noise for hunting out of this group. Rapporteur would like to modify the informative reference to: "Beater rattles for hunting". JP agrees that this reference should be treated as 'Informative' reference.

4. A01M 29/24

Rapporteur considers both proposed references pointing to "Electric wire fencing" and "Electric traps" as a useful addition but agrees with JP that these references should be regarded as 'Informative' references.

5. A01M 29/30

Rapporteur believes that an informative reference pointing to "Fencing" is useful for searching but would not consider the reference as limiting because that would move also all fences specially adapted for repelling out of this group.

JP agrees that this reference should be treated as 'Informative' reference.

6. A01M 29/34

RU and JP believe that the reference in group 29/34 "preventing or obstructing access or passage for insects" pointing to group A01M 1/18 "Adhesive bands or coating for trees" is not useful and want to have it changed to the higher group A01M1/14 "Catching by adhesive surfaces". Rapporteur thinks that in view of the scope of group 29/34 only the group for "adhesive bands or coating for trees" could contain similar subject matter but merely the higher groups for catching insects. Rapporteur therefore proposes to keep the reference unchanged as proposed in Annex 11.

IPC Revision WG – Definition Project	Project: A024
	Subclass: A01M
	Date : 19/11/2009
EPO Rapporteur Proposal	

A01M29/10

using light sources, e.g. lasers or flashing lights

Informative references

Attention is drawn to the following places, which may be of interest for search:

Stationary means for catching or killing insects by using illumination	A01M 1/04 A01M 1/08
--	--

A01M29/12

using odoriferous substances, e.g. aromas, pheromones or chemical agents

Informative references

Attention is drawn to the following places, which may be of interest for search:

Poisoning, narcotising, or burning insects	A01M 1/20
Fumigators; Apparatus for distributing gases	A01M13/00

A01M29/14

using thermal effects

Informative references

Attention is drawn to the following places, which may be of interest for search:

Flame-throwers	A01M15/00
----------------	---------------------------

A01M29/16

using sound waves

Informative references

Attention is drawn to the following places, which may be of interest for search:

Beater rattles for hunting	A01M31/04
----------------------------	---------------------------

A01M29/22

using vibrations

Informative references

Attention is drawn to the following places, which may be of interest for search:

Beater rattle	A01M31/04
---------------	---------------------------

A01M29/24

using electric or magnetic effects, e.g. electric shocks, magnetic fields or microwaves

Informative references

Attention is drawn to the following places, which may be of interest for search:

Apparatus for the destruction of noxious animals, other than insects, by hot water, steam, hot air, or electricity	A01M19/00
Electric traps	A01M23/38
Electrified wire fencing	A01K 3/00

A01M29/28

specially adapted for insects

Informative references

Attention is drawn to the following places, which may be of interest for search:

Killing insects by electric means	A01M 1/22
-----------------------------------	---------------------------

A01M29/30

preventing or obstructing access or passage, .e.g. by means of barriers, spikes, cords, obstacles or sprinkled water

Informative references

Attention is drawn to the following places, which may be of interest for search:

Fencing, e.g. fences, enclosures, corrals	E04H17/00
---	---------------------------

A01M29/34

specially adapted for insects

Informative references

Attention is drawn to the following places, which may be of interest for search:

Adhesive bands or coatings for trees	A01M 1/18
--------------------------------------	---------------------------

Swedish Patent and Registration Office

IPC revision Project A 024, subclass A01M

22 November, 2009

Comments

SE thanks EP for the proposal.

SE approves with annex 16, but have a question regarding the precedence reference in A01M 29/22 to A01M 29/16. Should this reference be included in the definition or not? At this point it is not included and SE can not see why it should not be included under the headline “references relevant to classification in this group”. This leads to the general question if we should add precedence references in the definitions or not?

Erik Lundell



IPC/A 025
ORIGINAL: English/French
DATE: 03.06.2009

WORLD INTELLECTUAL PROPERTY ORGANIZATION
ORGANISATION MONDIALE DE LA PROPRIÉTÉ INTELLECTUELLE
GENEVA/GENÈVE

COMMITTEE OF EXPERTS OF THE IPC UNION
COMITÉ D'EXPERTS DE L'UNION DE L'IPC

AL REVISION PROJECT FILE
DOSSIER DE PROJET RÉVISION NIVEAU ÉLEVÉ

PROPOSAL BY : PROPOSITION DE :	EP	IPC AREA: DOMAINE DE LA CIB :	F41H
RAPPORTEUR :	EP	TECHNICAL FIELD : DOMAINE TECHNIQUE :	M

ANNEX/ ANNEXE	CONTENT/CONTENU		ORIGIN/ ORIGINE	DATE
1	Decision of the subcommittee	Décision du sous-comité	IB	20.03.2009
2	Revision request with proposal	Demande de révision avec proposition	EP	01.04.2009
3	Comments	Observations	SE	16.04.2009
4	Comments	Observations	US	30.04.2009
5	Rapporteur report	Rapport du rapporteur	EP	08.05.2009

EXCERPT FROM DOCUMENT IPC/WG/21/2
EXTRAIT DU DOCUMENT IPC/WG/21/2REPORT ON THE SEVENTH SESSION OF THE IPC ADVANCED LEVEL
SUBCOMMITTEE

17. Since the seventh session of the ALS was the final one, all pending A projects were included in the program of the Working Group. From now on, A projects will designate revision projects originating from the IP5 Offices and C projects will designate revision projects that would be included in the IPC revision program by the Committee. For practical reasons, the schemes adopted by the ALS in the framework of projects A 012, A 013, A 014, A 017, A 018 and A 020 were included in the Technical Annexes of this session (see Technical Annexes 1 to 7 and 9 to this report).

IPC REVISION PROGRAM

General

25. The Working Group noted the decision by the Committee of Experts at its forty-first session that revision projects, including advanced level revision projects, would be considered by the Working Group and forwarded to the Committee for final adoption after completion. It was noted that projects originating from the Trilateral or the IP5 Offices cooperation will be designated by the letter "A" and revision projects included in the IPC revision program by the Committee will be designated by the letter "C" (see paragraph 17, above).

26. Discussions were based on compilations of the relevant revision project files. The Working Group considered nine pending C projects, plus 17 A projects forwarded from the former ALS, and approved amendments relating to those projects (see Technical Annexes 1 to 29 to this report relating to revision projects). The status of those projects and the list of future actions and deadlines are indicated in Annex III to this report.

IPC Revision Projects

27. The Working Group made the following observations with respect to the IPC revision projects. All references to annexes in this paragraph refer to annexes of the corresponding project file, unless otherwise stated.

Project A 025 (mechanical) – The English version of Annex 5 was approved with some amendments (see Technical Annex 13E to this report).

Comments were invited on:

- whether the approved title of group F41H 11/00 correctly incorporated its subgroup F41H 11/12;
- whether a reference in group F41H 11/14 pointing to group F42B 12/68 was desirable as a limiting reference; and
- whether the approved title of subgroup F41H 11/30 covered the subject matter that this group is intended to cover and whether the proposed example was desirable.

The Rapporteur was requested to provide a French version, definitions and a RCL, and the International Bureau was invited to prepare a CRL.

17. Étant donné que la septième session de l'ALS était la dernière, tous les projets A en instance ont été inscrits au programme du groupe de travail. Dorénavant, les projets A désigneront les projets de révision émanant des offices de l'IP5 et les projets C désigneront les projets de révision qui seront inscrits au programme de révision de la CIB par le comité. Pour des raisons pratiques, les schémas adoptés par l'ALS dans le cadre des projets A 012, A 013, A 014, A 017, A 018 et A 020 ont été inclus dans les annexes techniques du rapport sur la session en cours (voir les annexes techniques 1 à 7 et 9 du présent rapport).

PROGRAMME DE RÉVISION DE LA CIB

Généralités

25. Le groupe de travail a pris note de la décision prise par le comité d'experts à sa quarante et unième session selon laquelle les projets de révision, y compris ceux relatifs au niveau élevé, seront examinés par le groupe de travail et transmis au comité pour adoption définitive une fois achevés. Il a été pris note du fait que les projets émanant des offices de la coopération trilatérale ou de l'IP5 seraient désignés par la lettre "A" et que les projets de révision inscrits au programme de révision de la CIB par le comité seraient désignés par la lettre "C" (voir le paragraphe 17).

26. Les délibérations ont eu lieu sur la base de synthèses des dossiers de projet correspondants. Le groupe de travail a examiné neuf projets C en instance ainsi que 17 projets A transmis par l'ancien ALS et a approuvé les modifications relatives à ces projets (voir les annexes techniques 1 à 29 du présent rapport relatives aux projets de révision). L'état d'avancement de ces projets et la liste des mesures à prendre et des délais correspondants font l'objet de l'annexe III du présent rapport.

Projets de révision de la CIB

27. Le groupe de travail a formulé les observations ci-après concernant les projets de révision de la CIB. Dans le présent paragraphe, tout renvoi à des annexes désigne, sauf indication contraire, les annexes du dossier de projet correspondant.

Projet A 025 (mécanique) – La version anglaise figurant à l'annexe 5 a été approuvée sous réserve de certaines modifications (voir l'annexe technique 13E du présent rapport).

Des observations ont été demandées

– sur le point de savoir si le titre approuvé du groupe F41H 11/00 englobait comme il convient son sous-groupe F41H 11/12;

– sur le point de savoir s'il convenait de prévoir dans le groupe F41H 11/14 un renvoi au groupe F42B 12/68 en guise de renvoi de limitation; et

– sur le point de savoir si le titre approuvé du sous-groupe F41H 11/30 couvrait la matière que ce groupe était censé couvrir et sur le point de savoir si l'exemple proposé était souhaitable.

Le rapporteur a été prié d'établir une version française, des définitions et une table de concordance et le Bureau international a été invité à établir une table des renvois croisés.

**ANNEX 13E F41H [Project-Rapporteur : A025/EP <WG21>
]**

AL C 11/00 *Defence installations; Defence devices (constructional aspects, see section E, e.g. E04H 9/04) ; Means for clearing or detecting landmines*

CL only C 11/00 *Defence installations; Defence devices (sweeping mines B63G; constructional aspects, see section E, e.g. E04H 9/04); Means for clearing or detecting landmines*

AL C 11/12 · · *Means for clearing land minefields; Systems specially adapted for detection of landmines*

AL N 11/13 · · · *Systems specially adapted for detection of landmines*

AL N 11/132 · · · *Biological systems, e.g. with detection by animals or plants*

AL N 11/134 · · · *Chemical systems, e.g. with detection by vapour analysis*

AL N 11/136 · · · *Magnetic, electromagnetic, acoustic or radiation systems, e.g. ground penetrating radars or metal-detectors*

AL N 11/138 · · · *Mechanical systems, e.g. prodding sticks for manual detection*

AL C 11/14 · · *Explosive line charges, e.g. snakes*

AL C 11/16 · · *Self-propelled mine-clearing vehicles; Mine-clearing devices attachable to vehicles*

AL N 11/18 · · · *with ground-impacting means for activating mines by the use of mechanical impulses, e.g. flails or stamping elements*

AL N 11/20 · · · *with ground-penetrating elements, e.g. with means for removing buried land mines from the soil (F41H 11/18 takes precedence)*

- AL N 11/22 *the elements being excavation buckets*
- AL N 11/24 *the elements being ploughs*
- AL N 11/26 *the elements being rotary ground-penetrating elements*
- AL N 11/28 *using brushing or sweeping means or dozers to push mines lying on a surface aside; using means for removing mines intact from a surface*
- AL N 11/30 *with rollers creating a surface load on the ground, e.g. steadily increasing surface load, for triggering purposes*
- AL N 11/32 *Decoy or sacrificial vehicles; Decoy or sacrificial devices attachable to vehicles*

Principal Directorate Patent Grant Automation - Directorate Classification		
Projet: A025 (T058)	Sujet: Déminage	CIB : F41H 11/12
Proposition de schéma		août 2009

	F41H		
C	11/12	<ul style="list-style-type: none"> Means for clearing land minefields; Systems specially adapted for detection of landmines 	Moyens destinés à déminer des champs de mines terrestres ; Systèmes spécialement adaptés à la détection de mines terrestres
N	11/13	<ul style="list-style-type: none"> Systems specially adapted for detection of landmines 	Systèmes spécialement adaptés à la détection de mines terrestres
N	11/132	<ul style="list-style-type: none"> Biological systems, e.g. by animals or plants 	Systèmes biologiques, p.ex. par l'intermédiaire d'animaux ou de plantes
N	11/134	<ul style="list-style-type: none"> Chemical systems, e.g. by vapour analysis 	Systèmes chimiques, p.ex. par analyse de vapeur
N	11/136	<ul style="list-style-type: none"> Magnetic, electromagnetic, acoustic or radiation systems, e.g. ground penetrating radars or metal-detectors 	Systèmes magnétiques, électromagnétiques, acoustiques ou systèmes à rayonnement, p.ex. radars pénétrant dans le sol ou détecteurs de métaux
N	11/138	<ul style="list-style-type: none"> Mechanical systems, e.g. prodding sticks for manual detection 	Systèmes mécaniques, p.ex. sondes de déminage pour une détection manuelle
C	11/14	<ul style="list-style-type: none"> Explosive line charges, e.g. snakes (line carrying missiles F42B 12/68) 	Charges explosives en ligne, p.ex. «serpents» (projectiles porte-filins F42B 12/68)
C	11/16	<ul style="list-style-type: none"> Self-propelled mine-clearing vehicles; Mine clearing devices attachable to a vehicle 	Véhicules de déminage à autopropulsion; dispositifs de déminage pouvant être fixés à un véhicule
N	11/18	<ul style="list-style-type: none"> with ground impacting means for activating mines by the use of mechanical impulses, e.g. flails, stamping elements or other ground pounding means 	Avec des moyens produisant un impact sur le sol afin de déclencher les mines par des impulsions mécaniques, p.ex. fléaux, pilons ou autres moyens destinés à battre le sol
N	11/20	<ul style="list-style-type: none"> with ground penetrating elements, e.g. with means for removing buried land mines from the soil (F41H11/18 takes precedence) 	Avec des éléments pénétrant dans le sol, p.ex. des moyens permettant d'extraire du sol des mines terrestres enterrées (F41H11/18 a priorité)
N	11/22	<ul style="list-style-type: none"> the elements being excavation buckets 	Les éléments étant des godets d'excavation
N	11/24	<ul style="list-style-type: none"> the elements being ploughs 	Les éléments étant des socs
N	11/26	<ul style="list-style-type: none"> the elements being rotary ground penetrating elements 	Les éléments étant des éléments rotatifs pénétrant dans le sol

N	11/28	<ul style="list-style-type: none"> • • • using dozers, brushing or sweeping means to push mines lying on a surface aside, or with means to pick up mines from a surface, i.e. for removing mines intact from a surface, e.g. from roads or runways 	<p>Utilisant des bulldozers, des moyens de dragage ou de balayage afin d'écartier des mines se trouvant en surface, ou avec des moyens permettant de retirer des mines d'une surface, c. à. d. pour retirer des mines en les gardant intactes d'une surface, p.ex. d'une route ou d'une piste d'atterrissage.</p>
N	11/30	<ul style="list-style-type: none"> • • • with rollers creating a surface load on the ground, e.g. steadily increasing surface load for triggering 	<p>Avec des rouleaux créant une charge sur le sol, p.ex. une charge augmentant régulièrement afin de déclencher les mines</p>
N	11/32	<ul style="list-style-type: none"> • • • Decoy or sacrificial vehicles; Decoy or sacrificial devices attachable to vehicles 	<p>Véhicules leurres ou sacrifiés, dispositifs leurres ou sacrifiés pouvant être attachés à des véhicules</p>

IPC Revision WG – Definition Project EPO Rapporteur Proposal	Project: A025
	Group: F41H
	Date : 10/11/2009

F41H 11/12

Means for clearing landmine fields; Systems specially adapted for detection of landmines

Definition statement

This [group](#) covers:

Devices or systems for clearing an area or a path through a minefield area of anti-personnel or anti-tank land mines or clearing an area of unexploded ordnance devices (UXO) or improvised explosive devices (IED) by removal of the unexploded mines, by destruction without detonation of said mines by external influence such as for example mechanical means, laser beams, magnetic fields or water-jets or by causing forced detonation of said mines by external influence such as for example mechanical means, laser beams, magnetic fields or water-jets.

Devices or systems for the detection of anti-personnel or anti-tank land mines or unexploded ordnance devices (UXO) or improvised explosive devices (IED).

Informative references

Attention is drawn to the following places, which may be of interest for search:

Destruction or dismantling ammunition	F42B 33/06
Rendering explosive charges harmless	F42D 5/04

Glossary of terms

In this [group](#), the following terms (or expressions) are used with the meaning indicated:

unexploded ordnance	means explosive weapons (bombs, bullets, shells, grenades, land mines, naval mines, etc.) that did not explode when they were employed and still pose a risk of detonation
improvised explosive device	means a homemade bomb constructed and deployed in ways other than in conventional military action. It may be constructed of conventional military explosives, such as an artillery round, attached to a detonating mechanism.
demining or mine-clearing	means the process of removing land mines from an area
booby-trap	means a disguised improvised explosive device having often some form of bait designed to lure the

victim towards it

Synonyms and Keywords

In addition, in patent documents the following abbreviations are often used:

AP	Anti-personnel
AT	Anti-tank
EOD	Explosive Ordnance Disposal
IED	Improvised Explosive Device
IEDD	Improvised Explosive Device Disposal
PFC	Projectile Forming Charge
HE	High Explosive
RC	Radio Controlled/ Remote Controlled
UXO	Unexploded Ordnance

*In patent documents the following expressions/words "**mine**", "**UXO**" and "**IED**" are often used as synonyms.*

*In patent documents the expression/word "**demining**" is often used instead of "**mine-clearing**" which is used in the classification scheme of this [group](#).*

F41H 11/13

Systems specially adapted for detection of land mines

Definition statement

This [group](#) covers:

Systems or methods specific for or dedicated to the detection of landmines, unexploded ordnance devices (UXO) or improvised explosive devices (IED) lying on the surface, buried in the soil or otherwise hidden from normal view.

Informative references

Attention is drawn to the following places, which may be of interest for search:

Detecting buried masses or objects

G01V

F41H 11/132

Biological systems, e.g. with detection by animals or plants

Definition statement

This [group](#) covers:

Systems that use the senses of animals to detect mines for example by smell.

Systems that use discoloration or proliferation of certain plant or flora varieties when brought into the vicinity of landmines

Informative references

Attention is drawn to the following places, which may be of interest for search:

Detection of landmines by chemical analyzer systems

F41H 11/134

F41H 11/134

Chemical systems, e.g. with detection by vapour analysis

Definition statement

This [group](#) covers:

Systems using chemical analyzer systems to detect the presence of explosive compounds or compositions, possibly in combination with other tell-tale land mine component vapours.

Informative references

Attention is drawn to the following places, which may be of interest for search:

Investigating or analysing materials by their chemical or physical properties

G01N

F41H 11/136

Magnetic, electromagnetic, acoustic or radiation systems, e.g. ground penetration radar or metal detectors

Definition statement

This [group](#) covers:

Systems or methods using physical properties of landmines or structure/properties of surrounding soil to detect land mines, unexploded ordnance devices (UXO) or

improvised explosive devices (IED), e.g. by using heat signature, metal-detection, radiation absorption or emission.

Informative references

Attention is drawn to the following places, which may be of interest for search:

Investigating or analyzing materials by their chemical or physical properties	G01N
Detecting buried masses or objects	G01V

F41H 11/138

Mechanical systems, e.g. prodding sticks for manual detection

Definition statement

This [group](#) covers:

Systems or methods for mechanically locating mines buried in the soil, said systems not being mounted on vehicles

Informative references

Attention is drawn to the following places, which may be of interest for search:

Devices for detecting avalanche victims	A63B 29/02
Mechanical mine detection systems mounted on vehicles	F41H 11/16
Detecting buried masses or objects	G01V

Glossary of terms

In this [group](#), the following terms (or expressions) are used with the meaning indicated:

prod	means stick-like implement for detecting mines by insertion in the soil
-------------	---

F41H 11/14

Explosive line charges, e.g. snakes

Definition statement

This [group](#) covers:

Systems or methods for clearing land mines by covering a path or area by means of a flexible linear-, ladder- or carpet-shaped container containing an explosive charge or charges, which container is caused to cover said mined area and has initiating means for causing land mines to be activated by the blast wave resulting from the detonation of said explosive charges.

Rigid tube-like systems filled with explosives, i.e. bangalore torpedo systems.

References relevant to classification in this group

This [group](#) does not cover:

Line carrying missiles	F42B 12/68
------------------------	----------------------------

Informative references

Attention is drawn to the following places, which may be of interest for search:

Fuel-Air explosives	F42B 12/52
---------------------	----------------------------

Glossary of terms

In this [group](#), the following terms (or expressions) are used with the meaning indicated:

bangalore torpedo	means a rigid tube or pipe of length filled with an explosive; sections of such tube or pipe connectable to neighbouring similar sections
snake	means a flexible hose filled with explosives
thermobaric charge	means a fuel-air explosive charge
viper	means rocket propelled mine clearing snake or hose system

Synonyms and Keywords

In patent documents the following abbreviations are often used:

FAE	Fuel-air explosive
------------	--------------------

In patent documents the following expressions/words "**FAE**", "**Fuel-Air explosive**" and "**thermobaric**" are often used as synonyms.

F41H 11/16

**Self-propelled mine-clearing vehicles;
Mine-clearing devices attachable to vehicles**

Definition statement

This [group](#) covers:

Self-propelled vehicles dedicated to the clearing of land mines and self-propelled vehicles that have permanent or temporary fittings so that they can also, beside their normal task, be used for clearing land mines.

Mine-clearing devices or systems for clearing land mines that can be attached to non-dedicated vehicles on a pre-determined or on ad-hoc basis.

Sacrificial or decoy remote controlled vehicles that are have no land mine clearing systems per-se but are intended to activate or trigger the detonation of a land mine or IED.

Sacrificial or decoy systems attachable to a self-propelled vehicle.

Systems or vehicles using a vehicle mounted disruptor to neutralize land mines, UXOs or IEDs with a high pressure water jet, e.g. "wheel barrow" type robotic systems or using vehicle mounted devices for destroying land mines, UXOs or IEDs contactless by means of rays, beams or waves of radiation, heat, sound etc.

Informative references

Attention is drawn to the following places, which may be of interest for search:

Armoured vehicles	F41H 7/02
Armour protection for vehicles against mine attacks	F41H7/04

Synonyms and Keywords

In patent documents the following abbreviations are often used:

EMP	electro-magnetic pulse
-----	------------------------

F41H 11/18

with ground-impacting means for activating mines by the use of mechanical impulses, e.g. flails or stamping elements

Definition statement

This [group](#) covers:

Systems or methods attached to or intrinsic part of self-propelled vehicles using elements which linearly, nearly vertically impact a localized/limited ground area with a stamping element like a foot or hammer.

Systems or methods attached to or intrinsic part of self-propelled vehicles using a rotary flail system with chain mounted ground pounding/impacting means attached to a motor-driven rotating drum located on the front of the vehicle.

F41H 11/20

with ground-penetrating elements, e.g. with means for removing buried mines from the soil

Definition statement

This [group](#) covers:

Systems or methods that penetrate the top of the soil layer and remove a part of said top soil layer to reach a land mine in order to activate it, to destroy the housing of the land mine without activating it or to remove the land mine un-activated from the soil.

Informative references

Attention is drawn to the following places, which may be of interest for search:

Vehicles for agriculture or forestry	A01
Vehicles for construction of roads	E01
Vehicles for dredging or soil-shifting	E02F

F41H 11/22

the elements being excavation buckets

Definition statement

This [group](#) covers:

Systems or methods using excavation buckets to remove limited amounts (batches) of soil in which landmines are assumed or proven to be present, said buckets being specially designed to be blast resistant, e.g. grid buckets.

These systems are normally not intended to activate a land mine but rather collect it intact for sub-sequent disposal.

Informative references

Attention is drawn to the following places, which may be of interest for search:

Construction of roads	E01
Dredging	E02F 3/00

F41H 11/24

the elements being ploughs

Definition statement

This [group](#) covers:

Systems or methods that cut through the upper soil and create linear furrows similar to agricultural ploughs. These systems are intended to bring buried landmines to the surface and turn them aside out of the path of the plough or ploughs. They may activate the landmines or damage them without causing detonation.

These systems may be either vehicle wide to create a vehicle wide path or be mounted in front of the vehicle tires or tracks to create a safe passage for this specific vehicle only.

Informative references

Attention is drawn to the following places, which may be of interest for search:

Agricultural ploughs	A01B
Construction of roads	E01
Graders	E02F 3/00

F41H 11/26

The elements being rotary ground-penetrating elements

Definition statement

This [group](#) covers:

Systems or methods using rotary ground penetrating elements consisting of a rotary drum or cage having a horizontal rotary axis perpendicular to the direction of travel of the vehicle, said drum or cage being externally driven to rotate, said drum or cage having teeth or other ground cutting elements, which are evenly spread over its entire cylindrical surface, for cutting through the soil top layer and removing, damaging without activation or activating land mines in said soil, e.g. tiller-type systems.

The direction of rotation of said drum or cage may be counter to the direction of travel to throw the soil and the objects therein to the front of the vehicle, or with the direction of travel to throw the soil and the objects therein into a collecting unit behind the cutting drum.

Informative references

Attention is drawn to the following places, which may be of interest for search:

Tillers in agriculture and forestry	A01B 33/02
-------------------------------------	----------------------------

Glossary of terms

In this [group](#), the following terms (or expressions) are used with the meaning indicated:

tiller

rotary ground working implement with horizontal axis perpendicular to the direction of travel

F41H 11/28

using brushing or sweeping means or dozers to push mines lying on a surface aside; using means for removing mines intact from a surface

Definition statement

This [group](#) covers:

Systems or methods specifically designed to collect or push/brush/sweep land mines aside intact and avoid actuation of land mines as much as possible.

Systems or methods to remove land mines from vulnerable surfaces like roads and runways without damaging same.

Systems or methods employing gripper arms to pick up land mines, e.g. "wheelbarrow" type robotic systems.

References relevant to classification in this group

This [group](#) does not cover:

Ground moving or soil shifting equipment

[E02F](#)

Informative references

Attention is drawn to the following places, which may be of interest for search:

Devices for removing undesired matter from roads or fields

[E01H](#)

F41H 11/30

with rollers creating a surface load on the ground, e.g. a steadily increasing surface load, for triggering purposes

Definition statement

This [group](#) covers:

Systems or methods using heavy rollers or wheels or drums that are pushed or towed across the surface of the soil substantially in front or to the rear of the vehicle, causing activation of the land mines by causing a gradually rising ground pressure or surface load.

Informative references

Attention is drawn to the following places, which may be of interest for search:

Construction of surfaces for roads, sport grounds etc.	E01C
--	------

F41H 11/32

**Decoy or sacrificial vehicles;
decoy or sacrificial devices attachable to vehicles**

Definition statement

This [group](#) covers:

Systems or methods for protecting valuable units or constructions by triggering or actuating land mines by simulating a genuine target in shape, size or other physical properties. These expendable systems do not have any mine-clearing systems of their own other than acting as a lure.

Systems or methods for attracting the attention of the sensors of a land mine and leading said attention away from the genuine target.

Informative references

Attention is drawn to the following places, which may be of interest for search:

Camouflage, concealment or disguise	F41H 3/00
Targets for imitating vehicles	F41J 1/08
Active targets transmitting electromagnetic waves	F41J 2/00

Synonyms and Keywords

In patent documents the following abbreviations are often used:

IR	Infra-red
----	-----------

EM

electro-magnet

Principal Directorate Patent Grant Automation - Directorate Classification		
Project: A025	Subject: Means for clearing land mine fields	IPC: F41H 11/12
Proposal RCL		21 August 2009

RCL (Revision Concordance List) – F41H

	from	to
	F41H 11/12	F41H 11/12-11/138
	F41H 11/16	F41H 11/16-11/24

<i>WORLD INTELLECTUAL PROPERTY ORGANIZATION</i>	
IPC REVISION WORKING GROUP	
Project: A 025 : F41H List of cross references	Date: June, 2009

References affected by revision project A025 (F41H)

C-mod. existing group	Ref to this group	Proposed amendment	Comment
F41H 11/00	B63G 9/04	No action needed	
F41H 11/12	None		
F41H 11/14	None		
F41H 11/16	B60P 3/00	No action needed	



IPC/A 026
ORIGINAL: English/French
DATE: 19.11.2009

WORLD INTELLECTUAL PROPERTY ORGANIZATION
ORGANISATION MONDIALE DE LA PROPRIÉTÉ INTELLECTUELLE
GENEVA/GENÈVE

COMMITTEE OF EXPERTS OF THE IPC UNION
COMITÉ D'EXPERTS DE L'UNION DE L'IPC

AL REVISION PROJECT FILE
DOSSIER DE PROJET RÉVISION NIVEAU ÉLEVÉ

PROPOSAL BY : PROPOSITION DE :	JP	IPC AREA: DOMAINE DE LA CIB :	F23B
RAPPORTEUR :	JP	TECHNICAL FIELD : DOMAINE TECHNIQUE :	M

ANNEX/ ANNEXE	CONTENT/CONTENU		ORIGIN/ ORIGINE	DATE
1	Revision request with proposal	Demande de révision avec proposition	JP	16.03.2009
2	Decision of the subcommittee	Décision du sous-comité	IB	20.03.2009
3	Comments	Observations	SE	17.04.2009
4	Rapporteur report	Rapport du rapporteur	JP	29.05.2009
5	Proposal - scheme	Proposition - schéma	JP	29.05.2009
6	Working Group decision	Décision du groupe de travail	IB	03.08.2009
7	Rapporteur report	Rapport du rapporteur	JP	26.08.2009
8	Proposal - scheme	Proposition - schéma	JP	26.08.2009
9	Proposal - definitions	Proposition - définitions	JP	26.08.2009
10	Proposal - RCL	Proposition - RCL	JP	26.08.2009
11	List of cross references	Liste des renvois	IB	31.08.2009
12	French version	Version française	IB	15.09.2009
13	Comments	Observations	SE	29.09.2009
14	Comments	Observations	EP	02.10.2009
15	Comments	Observations	US	09.10.2009
16	Comments	Observations	RU	15.10.2009

ANNEX/ ANNEXE	CONTENT/CONTENU		ORIGIN/ ORIGINE	DATE
17	Rapporteur report	Rapport du rapporteur	JP	04.11.2009
18	Proposal - definitions	Proposition - définitions	JP	04.11.2009
19	Rapporteur summary for next WG		JP	17.11.2009

EXCERPT FROM DOCUMENT IPC/WG/21/2
EXTRAIT DU DOCUMENT IPC/WG/21/2REPORT ON THE SEVENTH SESSION OF THE IPC ADVANCED LEVEL
SUBCOMMITTEE

17. Since the seventh session of the ALS was the final one, all pending A projects were included in the program of the Working Group. From now on, A projects will designate revision projects originating from the IP5 Offices and C projects will designate revision projects that would be included in the IPC revision program by the Committee. For practical reasons, the schemes adopted by the ALS in the framework of projects A 012, A 013, A 014, A 017, A 018 and A 020 were included in the Technical Annexes of this session (see Technical Annexes 1 to 7 and 9 to this report).

IPC REVISION PROGRAM

General

25. The Working Group noted the decision by the Committee of Experts at its forty-first session that revision projects, including advanced level revision projects, would be considered by the Working Group and forwarded to the Committee for final adoption after completion. It was noted that projects originating from the Trilateral or the IP5 Offices cooperation will be designated by the letter "A" and revision projects included in the IPC revision program by the Committee will be designated by the letter "C" (see paragraph 17, above).

26. Discussions were based on compilations of the relevant revision project files. The Working Group considered nine pending C projects, plus 17 A projects forwarded from the former ALS, and approved amendments relating to those projects (see Technical Annexes 1 to 29 to this report relating to revision projects). The status of those projects and the list of future actions and deadlines are indicated in Annex III to this report.

IPC Revision Projects

27. The Working Group made the following observations with respect to the IPC revision projects. All references to annexes in this paragraph refer to annexes of the corresponding project file, unless otherwise stated.

Project A 026 (mechanical) – The English version of Annex 5 was approved with some amendments (see Technical Annex 14E to this report).

Comments were invited on:

- whether the term "separate" in the approved title of subgroup F23B 10/02 was desirable;
- whether the approved group F23B 90/08 was correctly positioned in the scheme in light of the first place priority rule applied to this group; and
- whether the title of subgroup F23B 90/04 covered the subject matter that the group is intended to cover, in view of the fact that combustion includes normally a pyrolysis.

The Rapporteur was requested to prepare definitions and a RCL, and the International Bureau was invited to provide a French version and a CRL.

RAPPORT SUR LA SEPTIÈME SESSION DU SOUS-COMITÉ CHARGÉ DU NIVEAU
ÉLEVÉ DE LA CIB

17. Étant donné que la septième session de l'ALS était la dernière, tous les projets A en instance ont été inscrits au programme du groupe de travail. Dorénavant, les projets A désigneront les projets de révision émanant des offices de l'IP5 et les projets C désigneront les projets de révision qui seront inscrits au programme de révision de la CIB par le comité. Pour des raisons pratiques, les schémas adoptés par l'ALS dans le cadre des projets A 012, A 013, A 014, A 017, A 018 et A 020 ont été inclus dans les annexes techniques du rapport sur la session en cours (voir les annexes techniques 1 à 7 et 9 du présent rapport).

PROGRAMME DE RÉVISION DE LA CIB

Généralités

25. Le groupe de travail a pris note de la décision prise par le comité d'experts à sa quarante et unième session selon laquelle les projets de révision, y compris ceux relatifs au niveau élevé, seront examinés par le groupe de travail et transmis au comité pour adoption définitive une fois achevés. Il a été pris note du fait que les projets émanant des offices de la coopération trilatérale ou de l'IP5 seraient désignés par la lettre "A" et que les projets de révision inscrits au programme de révision de la CIB par le comité seraient désignés par la lettre "C" (voir le paragraphe 17).

26. Les délibérations ont eu lieu sur la base de synthèses des dossiers de projet correspondants. Le groupe de travail a examiné neuf projets C en instance ainsi que 17 projets A transmis par l'ancien ALS et a approuvé les modifications relatives à ces projets (voir les annexes techniques 1 à 29 du présent rapport relatives aux projets de révision). L'état d'avancement de ces projets et la liste des mesures à prendre et des délais correspondants font l'objet de l'annexe III du présent rapport.

Projets de révision de la CIB

27. Le groupe de travail a formulé les observations ci-après concernant les projets de révision de la CIB. Dans le présent paragraphe, tout renvoi à des annexes désigne, sauf indication contraire, les annexes du dossier de projet correspondant.

Projet A 026 (mécanique) – La version anglaise figurant à l'annexe 5 a été approuvée sous réserve de certaines modifications (voir l'annexe technique 14E du présent rapport).

Des observations ont été demandées

– sur le point de savoir si le terme "separate" était souhaitable dans le titre approuvé du sous-groupe F23B 10/02;

– sur le point de savoir si le groupe approuvé F23B 90/08 était correctement positionné dans le schéma compte tenu de l'application de la règle de priorité de la première place dans ce groupe; et

– sur le point de savoir si le titre du sous-groupe F23B 90/04 couvrait la matière que ce groupe était censé couvrir, compte tenu du fait que la combustion comprend normalement une pyrolyse.

Le rapporteur a été prié d'établir des définitions et une table de concordance et le Bureau international a été invité à établir une version française ainsi qu'une table des renvois croisés.

ANNEX 14E F23B [Project-Rapporteur : A026/JP] <WG21>

CL C 10/00 *Combustion apparatus characterised by the combination of two or more combustion chambers*

AL N 10/02 · *including separate secondary combustion chambers*

CL C 90/00 ***Combustion methods not related to a particular type of apparatus***

AL N 90/02 · *including secondary combustion (in separate combustion chambers **F23B 10/02**)*

AL N 90/06 · · *in the presence of catalytic material*

AL N 90/08 · *Start-up techniques*

JAPAN PATENT OFFICE

August 26, 2009

Project: A026Subclass: F23B

Rapporteur Report

In connection with this project A026, several decisions were made during the 21st Revision WG meeting, which was posted by IB as Annex 6 of the project file. In response to the 3 questions raised therein, JP as Rapporteur would like to amend the scheme that was previously proposed in Annex 5. Please refer to the amended scheme proposal.

1. The term “separate” in the title of F23B 10/02

The title of F23B 10/00 reading “combustion apparatus characterised by the combination of two or more combustion chambers” can be understood that this main group covers combustion apparatus including separate combustion chambers. Subgroup F23B 10/02 being under such main group should also be a classification covering those apparatus with separate combustion chambers. Basically, therefore, without the word of “separate” in the title, the “secondary combustion chamber” of F23B 10/02 could be interpreted as being separate from other combustion chamber(s). Nevertheless, the term “separate” might help make clear distinction between F23B 10/02 and F23B 90/04 in the above proposal (subgroup 90/02 in the previous proposal).

Accordingly, JP would propose to add “separate” in the title of F23B 10/02.

2. Position of “F23B 90/08 Start-up techniques” in the previous proposal

In the technical area of solid fuel combustion, “start-up techniques” are important subject matters due to the fact that solid fuel is often accompanied by difficulty of ignition. When the first place priority rule is taken into account, “start-up techniques” may well be listed prior to “secondary combustion.”

Accordingly, JP would propose to arrange the subgroups of 90/- by placing “90/02 Start-up techniques” at the top, followed by “90/04 including secondary combustion” and two other combustion methods.

3. Intended coverage of F23B 90/04 in the previous proposal (90/06 in the new proposal, above)

This subgroup intended to cover, among from combustion methods or apparatus including secondary combustion, those involving gasification or pyrolysis in the reductive atmosphere in the primary zone, and, involving combustion in the oxidative atmosphere in the secondary zone. Such methods or apparatus can be distinguished from those methods or apparatus involving combustion in oxidative atmosphere in the primary zone, and, involving complete combustion of unburned materials in the secondary zone.

Accordingly, JP believes that the title reading “the primary combustion being a gasification or pyrolysis” is covering intended scope of this subgroup.

[END]

JAPAN PATENT OFFICE

August 26, 2009

Project: A026

Subclass: F23B

Proposal – scheme

		F23B	
CL	U	10/00	Combustion apparatus characterised by the combination of two or more combustion chambers [8]
AL	N	10/02	• including separate secondary combustion chambers
CL	U	90/00	Combustion methods not related to a particular type of apparatus [8]
AL	N	90/08 90/02	• Start-up techniques
AL	N	90/02 90/04	• including secondary combustion (in separate combustion chambers F23B10/02)
AL	N	90/04 90/06	•• the primary combustion being a gasification or pyrolysis
AL	N	90/06 90/08	•• in the presence of catalytic material

IPC-AL – Definition Japan Patent Office Rapporteur Proposal-definitions	Project: A026
	Subclass: F23B
	Date : 26/8/2009

Title – F23B 10/02

including separate secondary combustion chambers

Definition statement

This [subgroup](#) covers:

Combustion apparatus including two or more combustion chambers in which one of the combustion chambers works as a secondary combustion chamber

Informative references

Attention is drawn to the following places, which may be of interest for search:

Waste or low grade fuel incinerators with separate secondary combustion chamber	F23G 5/16
Combustion methods or apparatus adapted for combustion of waste gases or noxious gases, e.g. exhaust gases	F23G 7/06
Combustion apparatus using fluent fuel with two or more combustion chambers in series connection	F23C 6/04

Title – F23B 90/02

Start-up techniques

Informative references

Attention is drawn to the following place, which may be of interest for search:

Ignition in general	F23Q
---------------------	----------------------

Title – F23B 90/04

including secondary combustion

Definition statement

This [subgroup](#) covers:

Not only combustion methods including secondary combustion but also combustion apparatus characterized by such combustion methods

References relevant to classification in this subgroup

This [subgroup](#) does not cover:

Combustion apparatus including separate secondary combustion chambers [F23B 10/02](#)

Informative references

Attention is drawn to the following places, which may be of interest for search:

Waste or low grade fuel incinerators with secondary combustion [F23G 5/14](#)

Combustion methods or apparatus adapted for combustion of waste gases or noxious gases, e.g. exhaust gases [F23G 7/06](#)

Supplying secondary air [F23L 9/00](#)

Title – F23B 90/06

the primary combustion being a gasification or pyrolysis

Definition statement

This [subgroup](#) covers:

Among combustion methods including secondary combustion, those involving gasification or pyrolysis in the reductive atmosphere in the primary zone, and, involving combustion in the oxidative atmosphere in the secondary zone.

Informative references

Attention is drawn to the following places, which may be of interest for search:

Combustion methods or apparatus adapted for waste or low grade fuel including pyrolysing or gasifying as pretreatment [F23G 5/027](#)

Destructive distillation of carbonaceous materials

[C10B 53/00](#)

Title – F23B 90/08

in the presence of catalytic material

Informative references

Attention is drawn to the following places, which may be of interest for search:

Combustion apparatus using fluent fuel in which combustion takes place in the presence of catalytic material

[F23C 13/00](#)

Combustion methods or apparatus adapted for combustion of waste gases or noxious gases, e.g. exhaust gases, in which combustion takes place in the presence of catalytic material

[F23G 7/07](#)

JAPAN PATENT OFFICE

August 26, 2009

Project: A026

Subclass: F23B

Proposal - RCL

OLD	NEW
F23B 10/00	F23B 10/00 – F23B10/02
F23B 90/00	F23B 90/00 – F23B90/08

[END]

<i>WORLD INTELLECTUAL PROPERTY ORGANIZATION</i>	
IPC REVISION WORKING GROUP	
Project: A 026: F23B List of cross references	Date: June, 2009

References affected by revision project A026 (F23B)

C-mod. existing group	Ref to this group	Proposed amendment	Comment
F23B 10/00	None		
F23B 90/00	F23B Subclass Index	No action needed	

Decisions of session / Décisions par session WG/21

ANNEX 1E,F	F23B	[Project-Rapporteur : A026/JP]	<WG21>
EN: approve CL , C	10/00	Combustion apparatus characterised by the combination of two or more combustion chambers	Appareils à combustion caractérisés par la combinaison d'au moins deux chambres de combustion
EN: questionWithApproval AL , N	10/02	· including separate secondary combustion chambers	comportant des chambres de combustion secondaire séparées
EN: approve CL , C	90/00	Combustion methods not related to a particular type of apparatus	Procédés de combustion non liés à un type particulier d' appareil
EN: approve AL , N	90/02	· including secondary combustion (in separate combustion chambers F23B 10/02)	comprenant une combustion secondaire (dans des chambres de combustion séparées F23B 10/02)
EN: noDecide AL , N	90/04	· · the primary combustion being a gasification or pyrolysis	la combustion primaire étant une gazéification ou une pyrolyse
EN: approve AL , N	90/06	· · in the presence of catalytic material	en présence d'un matériau catalytique
EN: questionWithApproval AL , N	90/08	· Start-up techniques	Techniques de mise en route

Schéma existant pour aide à la traduction.

F23B 10/00	Combustion apparatus characterised by the combination of two or more combustion chambers [8] Appareils à combustion caractérisés par la combinaison d'au moins deux chambres de combustion [8]	C
F23B 20/00	Combustion apparatus specially adapted for portability or transportability [8] Appareils à combustion spécialement adaptés pour pouvoir être portés ou transportés [8]	C
F23B 30/00	Combustion apparatus with driven means for agitating the burning fuel; Combustion apparatus with driven means for advancing the burning fuel through the combustion chamber [8] Appareils à combustion comportant des moyens actionnés pour agiter le combustible qui brûle; Appareils à combustion comportant des moyens pour faire avancer le combustible dans la chambre de combustion [8]	C
F23B 30/02	· with movable, e.g. vibratable, fuel-supporting surfaces; with fuel-supporting surfaces that have movable parts [8] avec des surfaces mobiles pour supporter le combustible, p.ex. vibrantes; avec des surfaces pour supporter le combustible qui comportent des parties mobiles [8]	C
F23B 30/04	· · with fuel-supporting surfaces that are rotatable around a horizontal or inclined axis and support the fuel on their inside, e.g. cylindrical grates [8] avec des surfaces pour supporter le combustible qui tournent autour d'un axe horizontal ou incliné et dont l'intérieur supporte le combustible, p.ex. des grilles cylindriques [8]	
F23B 30/06	· · with fuel-supporting surfaces that are specially adapted for advancing the fuel	

	through the combustion zone [8] avec des surfaces de support du combustible qui sont spécialement adaptées pour faire avancer le combustible dans la chambre de combustion [8]	
F23B 30/08	. . . with fuel-supporting surfaces that move through the combustion zone, e.g. with chain grates [8] avec des surfaces pour supporter le combustible qui se déplacent à travers la zone de combustion , p.ex. avec des grilles à chaînes [8]	
F23B 30/10	. . . with fuel-supporting surfaces having fuel advancing elements that are movable, but remain essentially in the same place, e.g. with rollers or reciprocating grate bars [8] avec des surfaces pour supporter le combustible qui comportent des éléments mobiles pour faire avancer le combustible, mais qui restent pratiquement à la même place, p.ex. avec des rouleaux ou des grilles à barreaux à mouvement alternatif [8]	
F23B 40/00	Combustion apparatus with driven means for feeding fuel into the combustion chamber [8] Appareils à combustion comportant des moyens entraînés pour alimenter en combustible la chambre de combustion [8]	C
F23B 40/02	. the fuel being fed by scattering over the fuel-supporting surface [8] le combustible étant amené et dispersé sur la surface supportant le combustible [8]	C
F23B 40/04	. the fuel being fed from below through an opening in the fuel-supporting surface [8] le combustible étant amené du dessous par une ouverture dans la surface supportant le combustible [8]	C
F23B 40/08	. . into pot- or trough-shaped grates [8] le combustible étant amené dans des grilles en forme d'auges ou de godets [8]	
F23B 50/00	Combustion apparatus in which the fuel is fed into or through the combustion zone by gravity, e.g. from a fuel storage situated above the combustion zone [8] Appareils à combustion dans lesquels le combustible est introduit dans ou à travers la zone de combustion par gravité, p.ex. depuis un stockage de combustible situé au dessus de la zone de combustion [8]	C
F23B 50/02	. the fuel forming a column, stack or thick layer with the combustion zone at its bottom [8] le combustible formant une colonne, une pile ou une couche épaisse avec la zone de combustion à sa base [8]	C
F23B 50/04	. . the movement of combustion air and flue gases being substantially transverse to the movement of the fuel [8] le déplacement de l' air de combustion et des gaz brûlés étant sensiblement transversal par rapport à celui du combustible [8]	
F23B 50/06	. . the flue gases being removed downwards through one or more openings in the fuel-supporting surface [8] les gaz brûlés étant évacués par le bas par au moins une ouverture dans la surface supportant le combustible [8]	
F23B 50/08	. . with fuel-deflecting bodies forming free combustion spaces inside the fuel layer [8] avec des déflecteurs de combustible formant des espaces de combustion libres dans la couche de combustible [8]	
F23B 50/10	. . with the combustion zone at the bottom of fuel-filled conduits ending at the surface of a fuel bed [8] la zone de combustion étant située au fond de conduits remplis de combustible se terminant à la surface du lit de combustible [8]	
F23B 50/12	. the fuel being fed to the combustion zone by free fall or by sliding along inclined surfaces, e.g. from a conveyer terminating above the fuel bed [8] le combustible arrivant à la zone de combustion en tombant ou en glissant sur des surfaces inclinées, p.ex. à partir d'un transporteur se terminant au dessus du lit de	C

combustible [8]

F23B 60/00	Combustion apparatus in which the fuel burns essentially without moving [8] Appareils à combustion dans lesquels le combustible brûle pratiquement sans déplacement [8]	C
F23B 60/02	· with combustion air supplied through a grate [8] l' air de combustion arrivant par une grille [8]	C
F23B 70/00	Combustion apparatus characterised by means for returning solid combustion residues to the combustion chamber [8] Appareils à combustion caractérisés par des moyens pour retourner les résidus de combustion solides vers la chambre de combustion [8]	C
F23B 80/00	Combustion apparatus characterised by means creating a distinct flow path for flue gases or for non-combusted gases given off by the fuel [8] Appareils à combustion caractérisés par des moyens pour créer un trajet d'écoulement distinct pour les gaz brûlés ou pour les gaz imbrûlés dégagés par le combustible [8]	C
F23B 80/02	· by means for returning flue gases to the combustion chamber or to the combustion zone [8] par des moyens pour retourner les gaz brûlés vers la chambre de combustion ou la zone de combustion [8]	C
F23B 80/04	· by means for guiding the flow of flue gases , e.g. baffles [8] par des moyens pour guider la circulation des gaz brûlés, p.ex. des chicanes [8]	C
F23B 90/00	Combustion methods not related to a particular type of apparatus [8] Procédés de combustion non liés à un type particulier d' appareil [8]	C
F23B 99/00	Subject matter not provided for in other groups of this subclass [8] Matière non prévue dans les autres groupes de la présente sous-classe [8]	

Swedish Patent and Registration Office

IPC Revision Project A 026, subclass F23B

September 29th, 2009

Comments

(relating to Annexes 6-11)

IPC/WG/21 invited comments on:

- **Whether the term "separate" in the approved title of subgroup F23B 10/02 was desirable:**

We think the term "separate" is necessary for correct use of the scheme.

- **Whether the approved group F23B 90/08 was correctly positioned in the scheme in light of the first place priority rule applied to this group:**

We would prefer to have 90/08 "Start-up techniques" before 90/02 "including secondary combustion", since it relates to a more specific problem.

- **Whether the title of subgroup F23B 90/04 covered the subject matter that the group is intended to cover, in view of the fact that combustion includes normally a pyrolysis:**

90/04 (90/06 in the latest proposal) should not be created. Since there can be no secondary combustion without a previous pyrolysis step the subgroup for secondary combustion "the primary combustion being a gasification or pyrolysis" would exhaust 90/02.

We approve the proposal for RCL (Annex 10) and references (Annex 11).

We have the following comments on the proposal for definitions made in Annex 9:

F23B 90/02: An informative reference to "F23N – Controlling combustion" could be added.

F23B 90/04: We are not in favour of expanding the scope to apparatus. The intention behind the scheme is that combustion apparatus as a whole is exhausted by groups 10/00 to 80/00, which provide for the general layout based on the movement of fuel and gases during operation. Apart from real oddballs there shouldn't be any apparatus features left to classify below 80/00. Details, such as air nozzles, should go to the details subclasses, such as F23L. We would like to see example documents that justify expanding the scope. It should be remembered that 90/00 could be used for additional information classification of apparatus which is classified in 10/00 – 80/00, even without formally expanding the scope to apparatus.

F23B 90/06: This group should not be created.

Anders Bruun

Principal Directorate Patent Grant Automation - Directorate Classification		
Project: A026	Definition project	IPC range: F23B
Comments		1 October 2009

Ref.: Annex 12, 13 of the project file

Comments were invited on:

- whether the term “separate” in the approved title of subgroup F23B 10/02 was desirable;

Our experts think that this term is needed to define the correct scope.

- whether the approved group F23B 90/08 was correctly positioned in the scheme in light of the first place priority rule applied to this group;

yes, the group 90/08 should be correctly positioned before group 90/02.

- whether the title of subgroup F23B 90/04 covered the subject matter that the group is intended to cover, in view of the fact that combustion includes normally a pyrolysis.

Our experts explained that the subject matter of this group was intended to cover combustion methods involving gasification or pyrolysis in the reductive atmosphere of the primary zone, and involving combustion in the oxidative atmosphere of the secondary zone. Such methods can be clearly distinguished from methods including both primary and secondary combustion in oxidative atmosphere. Therefore we consider this group very useful for an efficient search and believe that the title correctly covers the intended subject matter.

We agree with the opinion of SE in Annex 13 that the scope of the groups 90/04 and 90/06 should not be expanded to apparatus.

FEDERAL INSTITUTE OF INDUSTRIAL PROPERTY**RU comments****Project : A026****Class/Subclass : F23B**

Comments were invited on:

- whether the term "separate" in approved title of subgroup F23B 10/02 was desirable;

Yes, since this term is needed for covering combustion apparatus with separate secondary combustion chambers.

- whether the approved group F23B 90/08 was correctly positioned in the scheme in the light of the first place priority rule applied to this group;

The group F23B 90/08 should be positioned before the group F23B 90/02

since it relates to combustion methods but start-up techniques relate to agitating method.

- whether the title of subgroup F23D 90/04 covered the subject matter that the group is intended to cover, in view of the fact that combustion includes normally a pyrolysis;

We support EP opinion that methods of secondary combustion with the primary combustion being a gasification or pyrolysis differ from combustion methods including both primary and secondary combustion in oxidative atmosphere. Therefore, we believe that subgroup F23D 90/04 is useful.

A.Shpikalov

JAPAN PATENT OFFICE

November 4, 2009

Project: A026Subclass: F23B

JP Rapporteur Report

JP appreciates constructive comments by US, SE, EP and RU on a series of documents JP posted as Annex 8 ~ 11 dated August 26, 2009. Taking these comments into consideration, JP reviewed the following issues and came to the conclusion as explained below. As to the Scheme, no amendment or modification were considered necessary to the one proposed in Annex 8. A revised version of the Definitions shall be posted (Annex 18?) together with this Report.

Scheme**1. Necessity of the term "separate"**

As all commenting offices agreed, this term shall remain in the title of F23B 90/02 (No change to the Scheme in Annex 8).

2. Proper positioning of "start-up techniques"

In view of the First Place Priority rule (FPPR), "start-up techniques" shall be placed as F23B 90/02 and "including secondary combustion" shall be F23B 90/04 (No change to the Scheme in Annex 8).

3. Significance of F23B 90/06

SE commented in Annex 13 that, since "there can be no secondary combustion without a previous pyrolysis step", the scope under the proposed title of 90/06 is considered exhausted by the scope of 90/04. However, EP, RU, US and JP consider it necessary to provide 90/06. In particular, as EP remarked in Annex 14, there should be a clear distinction between (i) those involving gasification in the reductive atmosphere in the primary zone and secondary combustion in the oxidative atmosphere in the secondary zone and (ii) those involving combustion in the oxidative atmosphere in both primary zone and secondary zone, which distinction should well contribute to the efficiency of prior technology searches. Therefore, it was concluded that 90/06 shall remain in the scheme as was proposed in Annex 8.

Definitions**4. F23B 90/02**

SE commented that "Controlling combustion F23N" should be added as an Informative reference to 90/02. In fact, subclass F23N covers techniques relating to ignition and, therefore, it was decided to adopt the SE proposal.

5. F23B 90/04

In Annex 9, JP proposed the following description in the definition of 90/04.

This subgroup covers --- Not only combustion methods including secondary combustion but also combustion apparatus characterized by such combustion methods

The idea behind this description was that (i) considering that 90/00 is a higher level classification than 90/04 and that 90/00 is a classification concerning methods of combustion, and also considering that F23B is a FPPR applicable subclass, basically, the scope of 90/00 should not be broadened to cover “combustion apparatus” which are to be classified in F23B 10/00 - 80/00, but (ii) nevertheless, even when an invention is categorized as that of apparatus, if that invention has inventive features in combustion methods too, and if that invention were not limited within the scope of F23B 10/00 – 80/00, then, it is conceivable that a classification be given in 90/00 or its subgroups (Please refer to the IPC Guide cited below).

However, the description in Annex 9 caused misunderstanding. In order to avoid any confusion, that description was deleted from the definition of 90/04 and, instead, another description explaining the above situation was added in the definition of 90/00.

(Excerpt from the IPC Guide)

Par 92: (Categories of Subject Matters not Explicitly Provided for in Classification Title)
The technical subject of an invention may be expressed as different categories of subject matter. If for one of these categories, no distinct place has been identified by the titles of the Classification for a particular technical subject, the most appropriate place existing for the other categories is used for classifying.

Par 96: (Apparatus or Processes)
When the subject of the invention concerns an apparatus, it is classified in the place for the apparatus when such a place exists. When such a place does not exist, the apparatus is classified in the place for the process performed by that apparatus.

Par 147: (First Place Priority Rule)
When several particular technical subjects are disclosed in a patent document, the first place priority rule is separately applied to each of them.

Conclusive remarks

JP as Rapporteur hopes and believes that the agreement will be reached on the three questions as remarked in Paragraph 27 of the Report of IPC/WG21 (excerpted in Annex 6 as Working Group decision) and that the scheme proposal which is posted together with this Rapporteur Report will be approved at the coming IPC/WG22 (30 Nov - 4 Dec 2009).

These three questions remained to be answered after the latest IPC/WG21 in June 2009 because opinions or proposals were spoken up from the floor during the meeting. JP is concerned that any modification (other than mere grammatical modifications), however insignificant it may seem, might possibly become problematic in future when viewed from the eyes of experts. Therefore, JP considers it necessary to have any modifications examined by the experts. In this context, JP would like to request colleagues of other Offices to post any adverse opinions or modification proposals on the e-forum prior to the meeting.

In this connection, reference is made to Par 13 of “Procedures of Revision and Publication of the IPC” compiled at the 41st CE meeting (as appearing in Annex 20 of the project file of CE419), saying;

“Discussions on the IPC e-forum should be enhanced. These discussions should try to settle most of the substantive and technical issues prior to subsequent physical meeting of the IPC/WG.”

[End]

IPC-AL – Definition Japan Patent Office Rapporteur Proposal-definitions	Project: A026
	Subclass: F23B
	Date: 4/11/2009

Title – F23B 10/02

including separate secondary combustion chambers

Definition statement

This subgroup covers:

Combustion apparatus including two or more combustion chambers in which one of the combustion chambers works as a secondary combustion chamber

Informative references

Attention is drawn to the following places, which may be of interest for search:

Waste or low grade fuel incinerators with separate secondary combustion chamber	F23G 5/16
Combustion methods or apparatus adapted for combustion of waste gases or noxious gases, e.g. exhaust gases	F23G 7/06
Combustion apparatus using fluent fuel with two or more combustion chambers in series connection	F23C 6/04

Title – F23B 90/00

Combustion methods not related to a particular type of apparatus

Definition statement

This main group covers:

Since this main group is a classification for combustion methods and since F23B is a subclass where the First Place Priority Rule is applicable, such combustion apparatus as are classifiable in F23B 10/00 – 80/00 are not, basically, considered to be covered by this main group. Nevertheless, even when an invention is categorized on description as the one relating to apparatus, if that invention is practically characterized by combustion methods and if that invention is not limited within the scope of F23B 10/00 – 80/00, then, the classification may be given in proper place(s) in F23B 90/00 – 90/08.

Title – F23B 90/02

Start-up techniques

Informative references

Attention is drawn to the following places, which may be of interest for search:

Ignition in general	F23Q
Controlling combustion	F23N

Title – F23B 90/04

including secondary combustion

Definition statement

This subgroup covers:

~~Not only combustion methods including secondary combustion but also combustion apparatus characterized by such combustion methods~~

References relevant to classification in this subgroup

This subgroup does not cover:

Combustion apparatus including separate secondary combustion chambers	F23B 10/02
---	------------

Informative references

Attention is drawn to the following places, which may be of interest for search:

Waste or low grade fuel incinerators with secondary combustion	F23G 5/14
Combustion methods or apparatus adapted for combustion of waste gases or noxious gases, e.g. exhaust gases	F23G 7/06
Supplying secondary air	F23L 9/00

Title – F23B 90/06

the primary combustion being a gasification or pyrolysis

Definition statement

This subgroup covers:

Among combustion methods including secondary combustion, those involving gasification or pyrolysis in the reductive atmosphere in the primary zone, and, involving combustion in the oxidative atmosphere in the secondary zone.

Informative references

Attention is drawn to the following places, which may be of interest for search:

Combustion methods or apparatus adapted for waste or low grade fuel including pyrolysing or gasifying as pretreatment	F23G 5/027
Destructive distillation of carbonaceous materials	C10B 53/00

Title – F23B 90/08

in the presence of catalytic material

Informative references

Attention is drawn to the following places, which may be of interest for search:

Combustion apparatus using fluent fuel in which combustion takes place in the presence of catalytic material	F23C 13/00
Combustion methods or apparatus adapted for combustion of waste gases or noxious gases, e.g. exhaust gases, in which combustion takes place in the presence of catalytic material	F23G 7/07

Rapporteur Summary

Project Number: A026

Rapporteur: JP

IPC: F23B

Subject: Methods or apparatus for combustion using only solid fuel (T065)

Scheme adopted		RCL	CRL	Definitions		Expected Date for completion of reclassification			Expected date entry into IPC
En	Fr			En	Fr	EP	JP	US	
Yes (3 questions remained)	Posted (Anx12)	Posted (Anx10)	Posted (Anx11)	Posted (Anx18)					

1. Background/Summary

- English version of the scheme was adopted at the IPC/RWG/21(15-19 June 2009) with 3 questions remained unsolved.
- Anx 6 (3 August 2009) Working Group decision was posted.
- Anx 7 (26 August 2009) JP posted R report and replied to 3 questions.
- **Anx 8** (26 August 2009) JP posted Modified proposal - scheme incorporating the reply to the 3 questions.
- Anx 9 (26 August 2009) JP posted Proposal - English version of definitions.
- **Anx 10** (26 August 2009) JP posted Proposal - RCL.
- **Anx 11** (31 August 2009) IB posted Proposal - CRL.
- Remarks-Messages (11 September 2009) US expressed support of JP proposals in Anx 8 - 10.
- **Anx 12** (15 September 2009) IB posted Proposal - French version of the scheme.
- Anx 13 (29 September 2009) SE posted comment and raised objection to some parts of JP proposal of the scheme and definitions.
- Anx 14 (2 October 2009) EP posted comment expressing agreement with JP's proposal of the scheme in Anx 8.
- Anx 15 (9 October 2009) US posted comment expressing support of IB's Proposal-CRL.
- Anx 16 (15 October 2009) RU posted comment expressing the same opinion as the JP's proposal of the scheme in Anx 8.
- Anx 17 (4 November 2009) JP posted R Report summarizing various comments.
- **Anx 18** (4 November 2009) JP posted Modified Proposal - definitions which was revised in accordance with SE opinion.

2. Discussion items for IPC/WG

- Confirmation of the 3 questions of the scheme (**Anx 8**)
- Adoption of French version of the scheme (**Anx 12**)
- Adoption of English version of definitions (**Anx 18**)
- Adoption of the RCL (**Anx 10**)
- Adoption of the CRL (**Anx 11**)

3. Future steps for completion

- French version of definitions is invited.



IPC/A 028
ORIGINAL: English/French
DATE: 11.11.2009

WORLD INTELLECTUAL PROPERTY ORGANIZATION
ORGANISATION MONDIALE DE LA PROPRIÉTÉ INTELLECTUELLE
GENEVA/GENÈVE

COMMITTEE OF EXPERTS OF THE IPC UNION
COMITÉ D'EXPERTS DE L'UNION DE L'IPC

AL REVISION PROJECT FILE
DOSSIER DE PROJET RÉVISION NIVEAU ÉLEVÉ

PROPOSAL BY : PROPOSITION DE :	EP	IPC AREA: DOMAINE DE LA CIB :	F16D 3/223
RAPPORTEUR :	EP	TECHNICAL FIELD : DOMAINE TECHNIQUE :	M

ANNEX/ ANNEXE	CONTENT/CONTENU		ORIGIN/ ORIGINE	DATE
1	Decision of the subcommittee	Décision du sous-comité	IB	20.03.2009
2	Revision request with proposal	Demande de révision avec proposition	EP	01.04.2009
3	Comments	Observations	DE	22.04.2009
4	Comments	Observations	SE	29.04.2009
5	Rapporteur report	Rapport du rapporteur	EP	28.05.2009
6	Proposal - scheme	Proposition - schéma	EP	28.05.2009
7	Working Group decision	Décision du groupe de travail	IB	03.08.2009
8	Rapporteur report	Rapport du rapporteur	EP	26.08.2009
9	Proposal - definitions	Proposition - définitions	EP	26.08.2009
10	French version	Version française	EP	26.08.2009
11	Proposal - RCL	Proposition - RCL	EP	26.08.2009
12	List of cross references	Liste des renvois	IB	31.08.2009

EXCERPT FROM DOCUMENT IPC/WG/21/2
EXTRAIT DU DOCUMENT IPC/WG/21/2REPORT ON THE SEVENTH SESSION OF THE IPC ADVANCED LEVEL
SUBCOMMITTEE

17. Since the seventh session of the ALS was the final one, all pending A projects were included in the program of the Working Group. From now on, A projects will designate revision projects originating from the IP5 Offices and C projects will designate revision projects that would be included in the IPC revision program by the Committee. For practical reasons, the schemes adopted by the ALS in the framework of projects A 012, A 013, A 014, A 017, A 018 and A 020 were included in the Technical Annexes of this session (see Technical Annexes 1 to 7 and 9 to this report).

IPC REVISION PROGRAM

General

25. The Working Group noted the decision by the Committee of Experts at its forty-first session that revision projects, including advanced level revision projects, would be considered by the Working Group and forwarded to the Committee for final adoption after completion. It was noted that projects originating from the Trilateral or the IP5 Offices cooperation will be designated by the letter "A" and revision projects included in the IPC revision program by the Committee will be designated by the letter "C" (see paragraph 17, above).

26. Discussions were based on compilations of the relevant revision project files. The Working Group considered nine pending C projects, plus 17 A projects forwarded from the former ALS, and approved amendments relating to those projects (see Technical Annexes 1 to 29 to this report relating to revision projects). The status of those projects and the list of future actions and deadlines are indicated in Annex III to this report.

IPC Revision Projects

27. The Working Group made the following observations with respect to the IPC revision projects. All references to annexes in this paragraph refer to annexes of the corresponding project file, unless otherwise stated.

Project A 028 (mechanical) – The Working Group approved, with some amendments, the English version of Annex 6 (see Technical Annex 17E to this report).

The Rapporteur was requested to consider what clarification was expected to be achieved by the proposed amendments to the title of existing subgroup F16D 3/224, and whether the term "groove centres" in the approved title of subgroup F16D 3/2245 was equivalent to the term "groove centre-lines".

The Rapporteur was also invited to provide a French version, definitions for subgroups and a RCL, and the International Bureau was invited to prepare a CRL.

RAPPORT SUR LA SEPTIÈME SESSION DU SOUS-COMITÉ CHARGÉ DU NIVEAU
ÉLEVÉ DE LA CIB

17. Étant donné que la septième session de l'ALS était la dernière, tous les projets A en instance ont été inscrits au programme du groupe de travail. Dorénavant, les projets A désigneront les projets de révision émanant des offices de l'IP5 et les projets C désigneront les projets de révision qui seront inscrits au programme de révision de la CIB par le comité. Pour des raisons pratiques, les schémas adoptés par l'ALS dans le cadre des projets A 012, A 013, A 014, A 017, A 018 et A 020 ont été inclus dans les annexes techniques du rapport sur la session en cours (voir les annexes techniques 1 à 7 et 9 du présent rapport).

PROGRAMME DE RÉVISION DE LA CIB

Généralités

25. Le groupe de travail a pris note de la décision prise par le comité d'experts à sa quarante et unième session selon laquelle les projets de révision, y compris ceux relatifs au niveau élevé, seront examinés par le groupe de travail et transmis au comité pour adoption définitive une fois achevés. Il a été pris note du fait que les projets émanant des offices de la coopération trilatérale ou de l'IP5 seraient désignés par la lettre "A" et que les projets de révision inscrits au programme de révision de la CIB par le comité seraient désignés par la lettre "C" (voir le paragraphe 17).

26. Les délibérations ont eu lieu sur la base de synthèses des dossiers de projet correspondants. Le groupe de travail a examiné neuf projets C en instance ainsi que 17 projets A transmis par l'ancien ALS et a approuvé les modifications relatives à ces projets (voir les annexes techniques 1 à 29 du présent rapport relatives aux projets de révision). L'état d'avancement de ces projets et la liste des mesures à prendre et des délais correspondants font l'objet de l'annexe III du présent rapport.

Projets de révision de la CIB

27. Le groupe de travail a formulé les observations ci-après concernant les projets de révision de la CIB. Dans le présent paragraphe, tout renvoi à des annexes désigne, sauf indication contraire, les annexes du dossier de projet correspondant.

Projet A 028 (mécanique) – Le groupe de travail a approuvé, sous réserve de certaines modifications, la version anglaise figurant à l'annexe 6 (voir l'annexe technique 17E du présent rapport).

Le rapporteur a été prié de déterminer les éclaircissements censés être apportés par les propositions de modification du titre du sous-groupe F16D 3/224 actuel et si le terme "groove centres" figurant dans le titre approuvé du sous-groupe F16D 3/2245 était équivalent au terme "groove centre-lines".

Le rapporteur a également été invité à établir une version française, des définitions pour les sous-groupes et une table de concordance et le Bureau international a été prié d'établir une table des renvois croisés.

**ANNEX 17E F16D [Project-Rapporteur : A028/EP <WG21>
]**

AL C 3/223 *the rolling members being guided in grooves in both coupling parts*

AL N 3/2233 *where the track is made up of two curves with a point of inflexion in between, i.e. S-track joints*

AL N 3/2237 *where the grooves are composed of radii and adjoining straight lines, i.e. undercut free [UF] type joints*

centre AL N 3/2245 where the groove centres are offset from the joint

IPC Revision WG – Definition Project	Project: A028
	Group: F16D 3/223
	Date : 11/11/2009
EPO Rapporteur Proposal	

F16D 3/223

the rolling members being guided in grooves in both coupling parts

Definition statement

This group covers:

Universal joints in which flexibility is produced by means of rolling connecting parts, one coupling part entering a sleeve of the other coupling part and connected thereto by rolling members whereby the rolling members are being guided in grooves in both coupling parts.

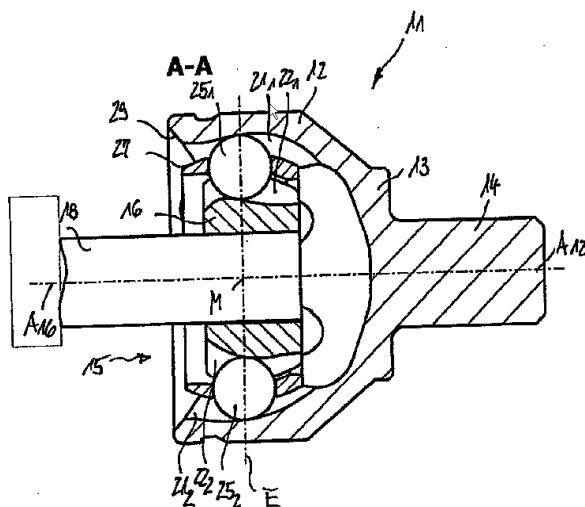
F16D 3/2233

where the track is made up of two curves with a point of inflexion in between e.g. S-track joints.

Definition statement

This group covers:

Universal joints where the rolling members are being guided in grooves on both coupling parts, The projection of the groove lines forming a S curve with an inflection point, see inner contour of part (12) and outer contour of part (16) in the figure.



b)

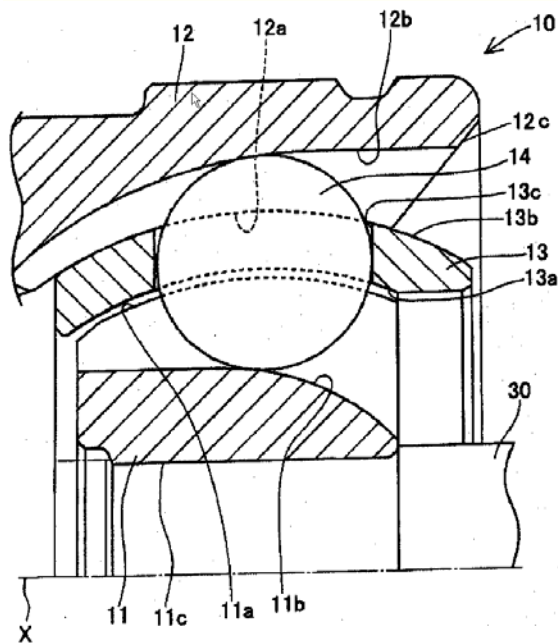
F16D 3/2237

where the grooves are composed of radii and adjoining straight lines, i.e. undercut free (UF) type joints

Definition statement

This group covers:

Universal joints where the rolling members are being guided in grooves on both coupling parts. In the projection these grooves are composed of radii and straight lines, see groove line (11b) and (12b) in the figure.



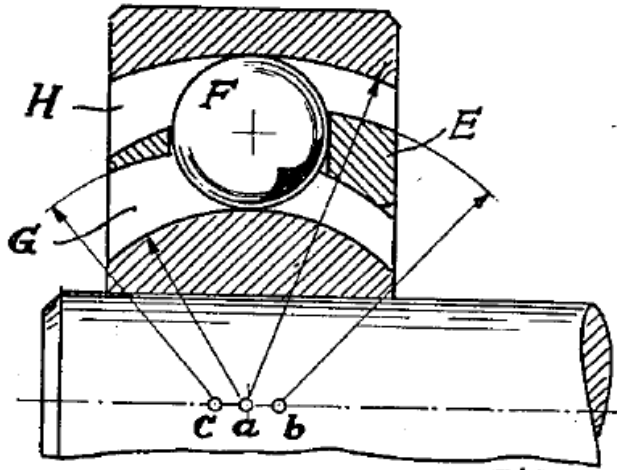
F16D 3/224

the groove centre-lines in each coupling part lying on a sphere

Definition statement

This group covers:

Universal joints where the rolling members are being guided in grooves in both coupling parts, and the groove centre-lines of each coupling part are lying on a sphere with the same centre.



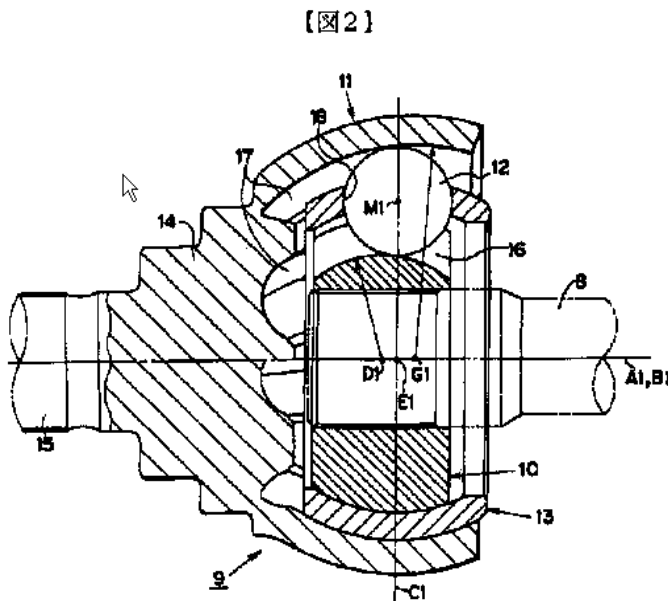
F16D 3/2245

where the groove centres are offset from the joint centre

Definition statement

This group covers:

Universal joints where the rolling members are being guided in grooves in both coupling parts, the groove centre-lines are lying on spheres and the centres of these spheres (D1, G1) are offset from the joint centre (E1)



Principal Directorate Patent Grant Automation - Directorate Classification		
Projet : A028 (T071)	Sujet : Joints homocinétiques	CIB : F16D 3/223
Proposition de schéma		août 2009

	F16D		
M	3/223	• • • • the rolling members being guided in grooves in both coupling parts	les organes roulants étant guidés dans des gorges ménagées dans chacune des parties de l'accouplement
N	3/2233	• • • • • where the track is made up of two curves with a point of inflexion in between, i.e. S-track joints	où la piste est constituée de deux parties courbes réunies par un point d'inflexion, c.-à-d. joints à piste en forme de S
N	3/2237	• • • • • where the grooves are composed of radii and adjoining straight lines, i.e. undercut free [UF] type joints	où les gorges sont constituées de rayons et de lignes droites adjacentes, c.-à-d. joints de type UF (Undercut Free, à dégagement libre)
U	3/224	• • • • • the groove centre-lines in each coupling part lying on a sphere	les axes des gorges sur chaque partie d'accouplement étant situés sur une sphère
N	3/2245	• • • • • where the groove centres are offset from the joint centre	les axes des gorges étant décalés par rapport au centre de l'accouplement

Principal Directorate Patent Grant Automation - Directorate Classification		
Project: A028	Subject: Homokinetic joints	IPC: F16D 3/223
Proposal RCL		21 August 2009

RCL (Revision Concordance List) – F16D 3/223

from	to
F16D 3/223	F16D 3/223, 3/2233, 3/2237
F16D 3/224	F16D 3/224, 3/2245

<i>WORLD INTELLECTUAL PROPERTY ORGANIZATION</i>	
IPC REVISION WORKING GROUP	
Project: A 028 : F16D List of cross references	Date: June, 2009

References affected by revision project A028 (F16D)

C-mod. existing group	Ref to this group	Proposed amendment	Comment
F16D 3/223	None		
F16D 3/224	F16D 3/229	No action needed	



IPC/A 030
ORIGINAL: English/French
DATE: 24.11.2009

WORLD INTELLECTUAL PROPERTY ORGANIZATION
ORGANISATION MONDIALE DE LA PROPRIÉTÉ INTELLECTUELLE
GENEVA/GENÈVE

COMMITTEE OF EXPERTS OF THE IPC UNION
COMITÉ D'EXPERTS DE L'UNION DE L'IPC

AL REVISION PROJECT FILE
DOSSIER DE PROJET RÉVISION NIVEAU ÉLEVÉ

PROPOSAL BY : PROPOSITION DE :	EP	IPC AREA: DOMAINE DE LA CIB :	A63C 9/01
RAPPORTEUR :	EP	TECHNICAL FIELD : DOMAINE TECHNIQUE :	M

ANNEX/ ANNEXE	CONTENT/CONTENU		ORIGIN/ ORIGINE	DATE
1	Decision of the subcommittee	Décision du sous-comité	IB	20.03.2009
2	Revision request with proposal	Demande de révision avec proposition	EP	01.04.2009
3	Comments	Observations	IB	29.05.2009
4	Working Group decision	Décision du groupe de travail	IB	03.08.2009
5	Comments	Observations	CA	27.10.2009
6	Rapporteur report	Rapport du rapporteur	EP	18.11.2009
7	Proposal - scheme	Proposition - schéma	EP	18.11.2009
8	Comments	Observations	SE	23.11.2009

EXCERPT FROM DOCUMENT IPC/WG/21/2
EXTRAIT DU DOCUMENT IPC/WG/21/2

REPORT ON THE SEVENTH SESSION OF THE IPC ADVANCED LEVEL
SUBCOMMITTEE

17. Since the seventh session of the ALS was the final one, all pending A projects were included in the program of the Working Group. From now on, A projects will designate revision projects originating from the IP5 Offices and C projects will designate revision projects that would be included in the IPC revision program by the Committee. For practical reasons, the schemes adopted by the ALS in the framework of projects A 012, A 013, A 014, A 017, A 018 and A 020 were included in the Technical Annexes of this session (see Technical Annexes 1 to 7 and 9 to this report).

IPC REVISION PROGRAM

General

25. The Working Group noted the decision by the Committee of Experts at its forty-first session that revision projects, including advanced level revision projects, would be considered by the Working Group and forwarded to the Committee for final adoption after completion. It was noted that projects originating from the Trilateral or the IP5 Offices cooperation will be designated by the letter "A" and revision projects included in the IPC revision program by the Committee will be designated by the letter "C" (see paragraph 17, above).

26. Discussions were based on compilations of the relevant revision project files. The Working Group considered nine pending C projects, plus 17 A projects forwarded from the former ALS, and approved amendments relating to those projects (see Technical Annexes 1 to 29 to this report relating to revision projects). The status of those projects and the list of future actions and deadlines are indicated in Annex III to this report.

IPC Revision Projects

27. The Working Group made the following observations with respect to the IPC revision projects. All references to annexes in this paragraph refer to annexes of the corresponding project file, unless otherwise stated.

Project A 030 (mechanical) – Comments were invited on whether a new main group should be created to cover the subject matter relating to "snowboard bindings". The Rapporteur was invited to prepare a new rapporteur report and a revised rapporteur proposal taking into account the comments to be submitted.

RAPPORT SUR LA SEPTIÈME SESSION DU SOUS-COMITÉ CHARGÉ DU NIVEAU ÉLEVÉ DE LA CIB

17. Étant donné que la septième session de l'ALS était la dernière, tous les projets A en instance ont été inscrits au programme du groupe de travail. Dorénavant, les projets A désigneront les projets de révision émanant des offices de l'IP5 et les projets C désigneront les projets de révision qui seront inscrits au programme de révision de la CIB par le comité. Pour des raisons pratiques, les schémas adoptés par l'ALS dans le cadre des projets A 012, A 013, A 014, A 017, A 018 et A 020 ont été inclus dans les annexes techniques du rapport sur la session en cours (voir les annexes techniques 1 à 7 et 9 du présent rapport).

PROGRAMME DE RÉVISION DE LA CIB

Généralités

25. Le groupe de travail a pris note de la décision prise par le comité d'experts à sa quarante et unième session selon laquelle les projets de révision, y compris ceux relatifs au niveau élevé, seront examinés par le groupe de travail et transmis au comité pour adoption définitive une fois achevés. Il a été pris note du fait que les projets émanant des offices de la coopération trilatérale ou de l'IP5 seraient désignés par la lettre "A" et que les projets de révision inscrits au programme de révision de la CIB par le comité seraient désignés par la lettre "C" (voir le paragraphe 17).

26. Les délibérations ont eu lieu sur la base de synthèses des dossiers de projet correspondants. Le groupe de travail a examiné neuf projets C en instance ainsi que 17 projets A transmis par l'ancien ALS et a approuvé les modifications relatives à ces projets (voir les annexes techniques 1 à 29 du présent rapport relatives aux projets de révision). L'état d'avancement de ces projets et la liste des mesures à prendre et des délais correspondants font l'objet de l'annexe III du présent rapport.

Projets de révision de la CIB

27. Le groupe de travail a formulé les observations ci-après concernant les projets de révision de la CIB. Dans le présent paragraphe, tout renvoi à des annexes désigne, sauf indication contraire, les annexes du dossier de projet correspondant.

Project A 030 (mécanique) – Des observations ont été demandées sur le point de savoir s'il convenait de créer un nouveau groupe principal pour couvrir la matière relative aux "snowboard bindings". Le rapporteur a été invité à établir un nouveau rapport et une proposition révisée tenant compte des observations qui seraient soumises.

The Canadian Intellectual
Property Office

CIPO



OPIC

L'Office de la propriété
intellectuelle du Canada

Project Number :	A030
Class/Subclass :	A63C
Date :	October 27, 2009

CA is pleased by the fact that the IPC Advance Level Subcommittee decided on a project to create more sub-groups under Main Group A63C 9/00 (Annex 01) and that EPO is the Rapporteur (Annex 02).

CA is in general agreement with the Rapporteur's proposal, as indicated in Annex 02, but we would like to see more consistency in the wording of the proposed new subgroups so that they are consistent with the wording of the existing subgroups under Main Group A63C 9/00. For example, proposed subgroup A63C 9/014, " Self Releasing Bindings, e.g. for fast release in the case of a fall " , should read the same as existing subgroup A63C 9/08, " Yieldable or Self-Releasing in the event of an accident, i.e. safety bindings " , or vice-versa. In addition, CA would like to know the intended meaning of the word ' interfaces ' as it appears in proposed subgroup A63C 9/015 and perhaps this could be explained by the addition of an appropriate note or example.

John Chiarelli

Senior Patent Classification Examiner

Principal Directorate Patent Grant Automation - Directorate Classification		
Project: A030	Snowboard bindings	IPC range: A63C
Rapporteur Report		17 November 2009

References: Annex 3, 5

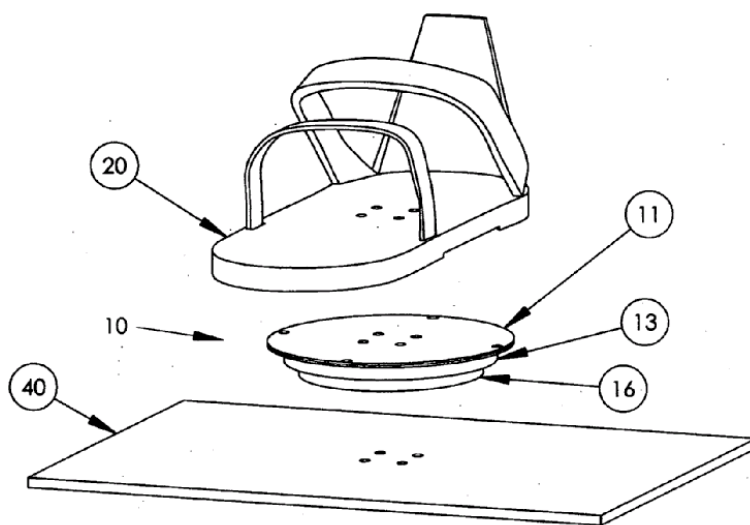
Only one comment by CA was received after the request for further comments by the IB.

CA would like to see more consistency in the wording of the proposed new subgroups so that they are consistent with the wording of the existing subgroups under Main Group A63C 9/00. The proposed subgroup A63C 9/014, “ Self Releasing Bindings, e.g. for fast release in the case of a fall “ , should read the same as the title of existing subgroup A63C 9/08, “ Yieldable or self-releasing in the event of an accident, i.e. safety bindings “.

Rapporteur agrees to this modified wording: “Yieldable or self-releasing in the event of an accident, i.e. safety bindings “

Further CA would like to know the intended meaning of the word ‘ interfaces ’ as it appears in proposed subgroup A63C 9/0146 (former 9/015) and if it perhaps could be explained by the addition of an appropriate note or example.

Within the 2439 documents which are classified in the field of snowboard bindings Rapporteur revealed 461 documents using the term "interface". As you see in the figures below (figure 1 --> reference 10; figure 4,5 --> reference 42; last example figure 4,5 --> references (15a,21)) the vast majority of the interfaces have the general shape of a plate, but some don't, see US2002113384 (last example). Therefore Rapporteur would like to keep the term "interfaces" and add an 'e.g. part' to improve the title of the group: "interfaces, e.g. in the shape of a plate"



Some interfaces not in the shape of a plate :

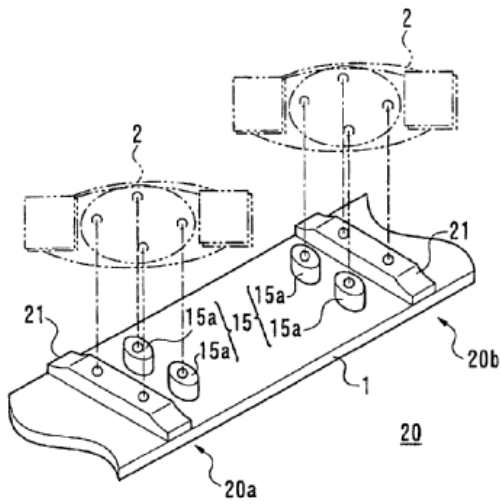
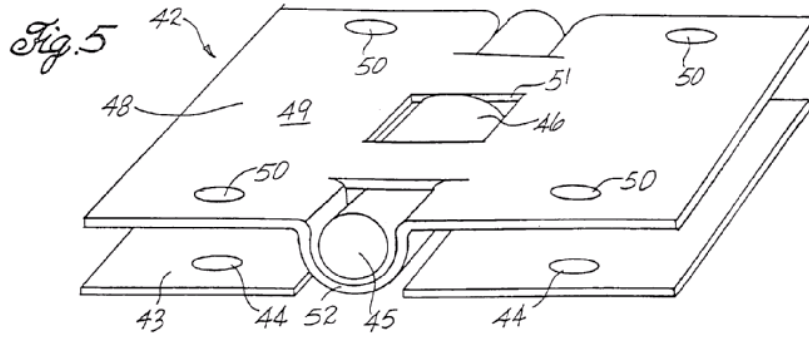
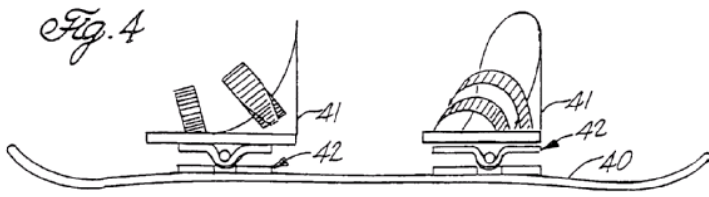


FIG. 4

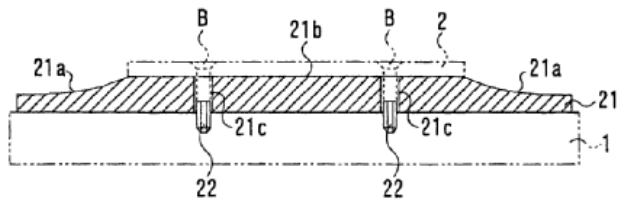


FIG. 5

Principal Directorate Patent Grant Automation - Directorate Classification		
Project: A030	Snowboard bindings	IPC range: A63C
Rapporteur Proposal		17 November 2009

AL	N	9/01	·	Snowboard bindings
AL	N	9/0106	··	characterised by details of the shoe holder
AL	N	9/0113	···	Shoe holders for passing over the shoe
AL	N	9/012	····	Straps therefore, e.g. adjustable straps
AL	N	9/0126	···	with toe or heel stirrup, or clamp
AL	N	9/0133	···	using parts which are fixed on the shoe, e.g. means to facilitate step-in
AL	N	9/014	··	Yieldable or self-seleasing in the event of an accident, i.e. safety bindings
AL	N	9/0146	··	Interfaces, e.g. in the shape of a plate
AL	N	9/0153	··	with systems for adjusting the direction or position of binding
AL	N	9/016	···	about a vertical rotation axis relative to the board
AL	N	9/0166	···	in longitudinal or lateral direction relative to the board
AL	N	9/0173	···	to fit the size of the shoe (A63C 9/012 takes precedence)
AL	N	9/018	··	with calf or heel support, e.g. adjustable high back or heel loop
AL	N	9/0186	··	with shock or vibration damper
AL	N	9/0193	··	characterised by auxiliary devices or arrangements on the binding

Swedish Patent and Registration Office

IPC Revision Project A 030, subclass A63C

November 22, 2009

Comments

SE thanks EP for the proposal.

SE has some comments regarding the proposal.

Firstly it looks like annex 7 is using an old numbering and not the one from annex 3.

Using the numberings from annex 7. SE has some difficulties to see if 9/012 and 9/018 is mutually exclusive or not. SE has the same comment on subclasses 9/0126 and 9/0133 and on 9/0146 and 9/0153. Regarding 9/0146 it feels like something is missing, it is not clear between what the interfaces are situated nor what they do and because of this it is residual to most of the other subgroups.

SE propose that these snowboard bindings are moved to a new main group for example A63C 10/00. This because it would be easier for the user to search and classify in the scheme.

SE also wonders if the first place priority rule is used.

Erik Lundell



IPC/C 456
ORIGINAL: English/French
DATE: 11.11.2009

WORLD INTELLECTUAL PROPERTY ORGANIZATION
ORGANISATION MONDIALE DE LA PROPRIÉTÉ INTELLECTUELLE
GENEVA/GENÈVE

COMMITTEE OF EXPERTS OF THE IPC UNION
COMITÉ D'EXPERTS DE L'UNION DE L'IPC

CL REVISION PROJECT FILE
DOSSIER DE PROJET RÉVISION NIVEAU DE BASE

PROPOSAL BY : PROPOSITION DE :	CE	IPC AREA: DOMAINE DE LA CIB :	
RAPPORTEUR :	GB	TECHNICAL FIELD : DOMAINE TECHNIQUE :	M

ANNEX/ ANNEXE	CONTENT/CONTENU		ORIGIN/ ORIGINE	DATE
10	Comments	Observations	JP	01.10.2009
9	Comments	Observations	SE	29.09.2009
8	Comments	Observations	EP	29.09.2009
7	Comments	Observations	IB	16.09.2009
6	Comments	Observations	DE	25.08.2009
5	Working Group decision	Décision du groupe de travail	IB	03.08.2009
4	Comments	Observations	US	04.06.2009
3	Comments	Observations	GB	03.06.2009
2	Comments	Observations	JP	19.05.2009
1	Proposal	Proposition	GB	17.04.2009



UNITED STATES PATENT AND TRADEMARK OFFICE

USPTO COMMENTS

REVISION PROJECT: C456
“environmentally sound technology”

Date: 4 June 2009

While US shares the general concerns of GB for providing the public with an improved entry point for the IPC classification of “environmentally sound technology” (EST), we have some concerns with the proposal in Annex 3 to create an EST indexing scheme, in addition to a technology concordance, and are unable to support this or any proposal which would require significant resources for indexing of patent documents. In response to the GB comment in Annex 3, US of the view that an EST indexing scheme having no back file documents would be of limited use in monitoring EST activity.

Furthermore, US is concerned that substantial resources of the Revision Working Group will be required just to define the scope of EST. Ultimately, we expect there will be substantial difference of opinion in the IPC user community over what technologies EST encompasses. For these reasons, US believes the best solution one can provide at this time is the roadmap, so to speak, of an EST technology concordance.

As an alternative to the initial proposal for the creation of an EST indexing scheme, US proposes building upon existing IPC areas in establishing a listing of EST terminology for technologies which have the potential to address the climate change issue. A preliminary listing of existing IPCs is provided below and could be incorporated into the IPC Catchword Index or used as a supplemental annex.

Similar to GB’s comment that an EST indexing scheme should easily mesh with the UNCCC’s inventory of EST’s conducive to mitigating and adapting to climate change, the US proposal for a terminology listing could be further elaborated as deemed appropriate by the RWG. Additionally, the proposal by US would demonstrate timely response by the IPC community to furthering public access to technologies for mitigating the impact of climate change.

TOPIC

IPC

Alternative energy production

- | | |
|--|--|
| . Bio-fuel | C10L 5/00 |
| . Genetically engineered organism | C12N 1/13, 1/15, 1/21, 5/10;
A01H; A01K 67/027, 67/033
H01M 8/00 |
| . Fuel cell | H01M 8/00 |
| . Geothermal | F24J 3/00; F03G 4/00 |
| . Harnessing energy from manmade waste | |
| .. agricultural waste | C05F 17/00; C10L 5/00 |
| ... fuel from animal waste and crop residues | C10L 5/42, 5/44 |
| ... gasification | C10J 3/02, 3/46 |
| .. chemical waste | B09B 3/00 |
| .. industrial waste | C10L 5/48; F23G 7/00 |
| ... industrial waste anaerobic digestion | C02F 11/04; F23G 7/00 |
| ... industrial wood waste | F23G 7/10 |

. . hospital waste	B09B 3/00; C10L 5/48
. . landfill gas	B09B 3/00
. . . for direct use	B09B 3/00
. . . for electricity production	B09B 3/00
. . municipal waste	C10L 5/46
. . . refuse-derived fuel	C10L 5/46
. Hydroelectric	F01B 25/00; E02B 9/00-9/08
. . Inertial (e.g. turbine)	F03B 13/00, 17/06
. . Water level (e.g. wave or tide)	F03B 13/00, 13/14; E02B 9/06
. Solar energy	F24J 2/00, H01L 31/00;
. . Photovoltaic	F03G 6/00
. . Solar thermal energy	H01L 31/00
. . . For domestic hot water systems	F24J 2/00
. . . For passive space heating	F24D 17/00
. . . For swimming pools	F24D 3/00
. Wind	F24J 2/42
	F03D
Energy conservation	
. Energy storage or distribution	H01M; H02J
. . Thermal	F24H 7/00
. . Insulating	E04B 1/74; E04B 2/00
. Static structures	E04B 1/62; E04D;
	E06B 7/00, 7/098
. Transportation	B64G 1/44
. . Land vehicle	B60L 8/00;
	B60K 16/00
. . . Alternative power vehicle (e.g. hydrogen)	B60L 8/00
. . . . Electric vehicle	B60L 9/00
. Fuel cell powered vehicles	B60L 11/18
. . . Drag reduction	B62D 35/00
. . . Human power vehicle	B62M
. . . Hybrid-power vehicle	B60K 6/00; 6/20
. . . Rail vehicle	B61C 1/00
. . . Roadway, e.g., recycled surface, all-weather bikeways, etc.	E01C 1/00
. . Wave powered boat motors	B63H 19/02
. . Wind powered boat motors	B63H 13/00
. . Wind powered ships	B63H 9/00
Environmentally Friendly Farming	
. Pollution abatement, soil conservation	B63B 35/32; E02B 15/04;
	E02D 3/00
. . Animal waste disposal or recycling	C05F 1/00, 3/00; B09B
. . Fertilizer alternative, e.g., composting, etc.	C05F; C05G
. . Pesticide alternative, e.g., integrated pest management, etc.	A01N 25/00-65/00
. Water conservation	E02D 3/00, 11/00, 13/00;
	C02F
. . Alternative irrigation technique	E02D 3/00, 11/00, 13/00;
	A01G 25/00, 27/00
. Yield enhancement	A01G; C05;
	C09K 17/00
Environmental purification, protection, or remediation	

. Biodegradable	C08L 101/16
. Carbon capture or sequestration	B01D 53/73
. Hazardous or Toxic waste destruction or containment	A62D 3/00, 101/00
. . Nuclear waste containment or disposal	G21C 9/00, 17/00; G21D 3/04; G21F 9/00, 13/10
. Disaster (e.g. spill, explosion, etc.) containment or cleanup	A62D 3/00, B09C
. . Bio-hazard, Disease (e.g. malicious virus, bacteria, prion, etc.)	A61K
. . . Genetic contamination	C12N
. . In water	C02F; E02B 15/04
. . In atmosphere	B01D 53/34
. . Toxic material cleanup	A62D 3/00, 101/00; B09D 5/00
. Landfill or mining reclamation	B09C
. Recovery of excess process materials or regeneration from waste stream	B29B 17/00; C08J 11/02, 11.04; C12F 3/00; D01F 13/00; D21C 11/00; G03G 21/10
. Recycling	B29B 17/00; C22B 25/06; D01G 11/00
. . Post-consumer material	A43B 1/12; B62D 67/00; H01B; H01M 6/52
. Smokestack	B01D; F01N 3/00
. Using microbes or enzymes	A62D 3/02
EST regulation, design, or education	
. Commuting, e.g., HOV, teleworking, etc.	G06Q; G08G
. Emission trading, e.g., pollution credits, etc.	G06Q 40/00
. Static structure design, e.g., community planning	E04B 1/62; E04D; E06B 7/00, 7/098

EXCERPT FROM DOCUMENT IPC/WG/21/2
EXTRAIT DU DOCUMENT IPC/WG/21/2REPORT ON THE SEVENTH SESSION OF THE IPC ADVANCED LEVEL
SUBCOMMITTEE

17. Since the seventh session of the ALS was the final one, all pending A projects were included in the program of the Working Group. From now on, A projects will designate revision projects originating from the IP5 Offices and C projects will designate revision projects that would be included in the IPC revision program by the Committee. For practical reasons, the schemes adopted by the ALS in the framework of projects A 012, A 013, A 014, A 017, A 018 and A 020 were included in the Technical Annexes of this session (see Technical Annexes 1 to 7 and 9 to this report).

IPC REVISION PROGRAM

General

25. The Working Group noted the decision by the Committee of Experts at its forty-first session that revision projects, including advanced level revision projects, would be considered by the Working Group and forwarded to the Committee for final adoption after completion. It was noted that projects originating from the Trilateral or the IP5 Offices cooperation will be designated by the letter "A" and revision projects included in the IPC revision program by the Committee will be designated by the letter "C" (see paragraph 17, above).

26. Discussions were based on compilations of the relevant revision project files. The Working Group considered nine pending C projects, plus 17 A projects forwarded from the former ALS, and approved amendments relating to those projects (see Technical Annexes 1 to 29 to this report relating to revision projects). The status of those projects and the list of future actions and deadlines are indicated in Annex III to this report.

IPC Revision Projects

27. The Working Group made the following observations with respect to the IPC revision projects. All references to annexes in this paragraph refer to annexes of the corresponding project file, unless otherwise stated.

Project C 456 (mechanical) – The Working Group welcomed the creation of the revision project in the area of "Environmentally Sound Technologies (EST)". It was noted that two approaches had been proposed so far:

- one approach, suggested by the Rapporteur, would be to create a new indexing scheme which would be universally applied. This new scheme should be used to index front files only without any need for reclassification; and
- another approach could be the creation of a complete list of entries in the Catchword Index, under the term "EST", where such technologies have already been classified. The United States of America had provided such a list in Annex 4 to the project file.

Comments were invited on:

- which approach should be followed;
- the list of entries provided in said Annex 4; and
- the feasibility to create an indexing scheme based on the list of said Annex 4.

RAPPORT SUR LA SEPTIÈME SESSION DU SOUS-COMITÉ CHARGÉ DU NIVEAU ÉLEVÉ DE LA CIB

17. Étant donné que la septième session de l'ALS était la dernière, tous les projets A en instance ont été inscrits au programme du groupe de travail. Dorénavant, les projets A désigneront les projets de révision émanant des offices de l'IP5 et les projets C désigneront les projets de révision qui seront inscrits au programme de révision de la CIB par le comité. Pour des raisons pratiques, les schémas adoptés par l'ALS dans le cadre des projets A 012, A 013, A 014, A 017, A 018 et A 020 ont été inclus dans les annexes techniques du rapport sur la session en cours (voir les annexes techniques 1 à 7 et 9 du présent rapport).

PROGRAMME DE RÉVISION DE LA CIB

Généralités

25. Le groupe de travail a pris note de la décision prise par le comité d'experts à sa quarante et unième session selon laquelle les projets de révision, y compris ceux relatifs au niveau élevé, seront examinés par le groupe de travail et transmis au comité pour adoption définitive une fois achevés. Il a été pris note du fait que les projets émanant des offices de la coopération trilatérale ou de l'IP5 seraient désignés par la lettre "A" et que les projets de révision inscrits au programme de révision de la CIB par le comité seraient désignés par la lettre "C" (voir le paragraphe 17).

26. Les délibérations ont eu lieu sur la base de synthèses des dossiers de projet correspondants. Le groupe de travail a examiné neuf projets C en instance ainsi que 17 projets A transmis par l'ancien ALS et a approuvé les modifications relatives à ces projets (voir les annexes techniques 1 à 29 du présent rapport relatives aux projets de révision). L'état d'avancement de ces projets et la liste des mesures à prendre et des délais correspondants font l'objet de l'annexe III du présent rapport.

Projets de révision de la CIB

27. Le groupe de travail a formulé les observations ci-après concernant les projets de révision de la CIB. Dans le présent paragraphe, tout renvoi à des annexes désigne, sauf indication contraire, les annexes du dossier de projet correspondant.

Projet C 456 (mécanique) – Le groupe de travail a accueilli avec satisfaction la création du projet de révision dans le domaine des "technologies respectueuses de l'environnement (TRE)". Il a été noté que deux manières de procéder avaient été proposées jusqu'ici :

- une solution, suggérée par le rapporteur, consisterait à créer un nouveau schéma d'indexation d'application universelle. Ce nouveau schéma devrait être utilisé pour indexer les fichiers courants uniquement sans nécessité de reclassement; et
- une autre solution consisterait à créer une liste complète d'entrées dans l'index des mots-clés, sous le terme "TRE", lorsque ces technologies ont déjà été classées. Les États-Unis d'Amérique avaient communiqué une liste de ce type dans l'annexe 4 du dossier de projet.

Des observations ont été demandées

- sur la manière de procéder;
- sur la liste des entrées figurant dans l'annexe 4; et
- sur la possibilité de créer un schéma d'indexation fondé sur la liste figurant dans l'annexe 4.

DEUTSCHES PATENT- UND MARKENAMT German Patent and Trade Mark Office	Class/Subcl.:
	Date: 25 th August 2009
DE - Comments — C 456	

Re: Annexes 3, 4, 5

As stated in project C452 (Nanotechnology) we are not in favour of universal indexing schemes. Many technologies which could help to reduce or possibly reduce the emission of gases, being relevant to the climate change, are already covered by the current IPC. Instead of classifying all documents of this area by means of a new indexing scheme, we prefer to create new IPC-places for missing technologies and to improve the information about the relation of the IPC-places of this area by means of references, notes and definitions.

Providing a list of “environmentally sound technologies” could be of use for the searcher, especially in cases in which the documents are being classified in different IPC-places. Therefore we support the idea of creating such a compilation.

We are wondering, if such a list of IPC-places can be located by IPC-users in the Catchword-Index under the unobvious term “EST” or under any other term. Another possibility would be to split the list into smaller subunits, which could be headed by more obvious titles. But in this case the advantage of a complete overview of “environmentally sound technologies” would be lost. Therefore it would perhaps be reasonable to provide the entire list outside of the Catchword-Index.

We have extended the list of IPC-places, which was provided by the USPTO in annex 4 (see below). Irrespective of which approach (indexing scheme or list of IPC-places) will be followed, this list might be useful for the further progress of this project. The paragraphs “Environmentally friendly farming” and “Environmental purification, protection or remediation” (except entries related to the purification or the disposal of waste gases) which are part of the proposal of annex 4 are not included in the list below, because these paragraphs contain mostly technologies with no relation to climate change.

It is unclear to us, if the scope of this project is limited to technologies with a relation to climate change or if the project covers all kinds of “environmentally sound technologies”, e.g. biodegradable macromolecular compounds. Perhaps rapporteur can clarify this issue.

The list below contains entries, which are not entirely clear to us. These entries are highlighted in yellow. Some entries of annex 4 have been moved and a few entries have been changed or deleted.

Ralf Littger

TOPIC

IPC

Alternative energy production

. Bio-fuels

- . . Solid fuels C10L 5/00
- . . liquid fuels C10L 1/00
 - . . . vegetable oils C10L 1/02, 1/18
 - . . . biodiesel C10L 1/02, 1/18; C07C 67/00; C11C 3/10
 - . . . bioethanol C12P 7/06; C12N 9/24
- . . biogas C02F 11/04, 3/28; C12M 1/107; C12P 5/02; C10L 3/00
- . . from genetically engineered organisms C12N 1/13, 1/15, 1/21, 5/10, 15/00; A01H

. Fuel cells

- . . Electrodes H01M 4/00
- . . . Inert electrodes with catalytic activity H01M 4/86
- . . Non-active parts H01M 2/00
- . . within hybrid cells H01M 12/00

. Harnessing energy from manmade waste

- . . agricultural waste C10L 5/00
 - . . . fuel from animal waste and crop residues C10L 5/42, 5/44
 - . . . Incinerators for field, garden or wood waste F23G 7/00, 7/10
 - Feeding combustion apparatus by screw F23K 3/14
 - . . . gasification C10J 3/02, 3/46
- . . chemical waste B09B 3/00; F23G 7/00
- . . industrial waste C10L 5/48; F23G 5/00, 7/00
 - . . . industrial waste anaerobic digestion C02F 11/04
 - . . . industrial wood waste F23G 7/10
- . . hospital waste B09B 3/00; F23G 5/00

. . landfill gas	B09B
. . . for direct use	B09B
. . . for electricity production	B09B
. . . Separation of components	B01D 53/02, 53/04, 53/047, 53/14, 53/22
. . municipal waste	C10L 5/46; F23G 5/00
. Hydroelectric energy	
. . Water-power plants	E02B 9/00
. . . Tide or wave power plants	E02B 9/08
. . Machines or engines	F03B 13/08 – 13/10, 17/06, 1/00, 7/00
. . . using wave or tide energy	F03B 13/12
. . Regulating, controlling or safety means of machines or engines	F01B 25/00
. Wind energy	
	F03D
. Devices for producing mechanical power from muscle energy	
	F03G 5/00
. Solar energy	
. . Photovoltaic	
. . . Devices adapted for the conversion of radiation energy into electrical energy	H01L 31/00, H01L 27/14, H01G 9/20
. . . . using organic materials as the active part	H01L 51/42
. . . Silicon; Single-crystal growth	C01B 33/02; C30B
. . . Generators in which light radiation is directly converted into electrical energy	H02N 6/00
. . . Regulating to the maximum power available from a generator, e.g. from solar cell	G05F 1/67
. . . Electric lighting devices with or rechargeable with solar cells	F21L 4/00, F21S 9/03
. . . Charging batteries	H02J 7/35
. . Solar thermal energy	F24J 2/00
. . . For domestic hot water systems	F24D 17/00
. . . For space heating	F24D 3/00
. . . For swimming pools	F24J 2/42
. . Mechanical power from solar energy	F03G 6/00
. . Roof covering aspects of energy collecting devices	E04D13/18

. Solar updraft towers	F03D 1/04, 9/00, 11/04; E04H 12/12; F03G 6/00
. Geothermal energy	
.. Production of heat	F24J 3/08
.. Production of mechanical power	F03G 4/00
. Ocean thermal energy conversion (OTEC)	F03G 7/05
. Other Production or use of heat, not derived from combustion, e.g. natural heat	F24J 3/00, 3/06
.. Heat pumps in central heating systems using heat accumulated in storage masses	F24D 11/02
.. Heat pumps in domestic hot-water supply systems	F24D 17/02
.. Energy recovery in air conditioning	F24F 12/00
. Using waste heat	
.. of combustion engines	F02G 5/00
.. of steam engine plants	F01K 17/02
.. of gas-turbine plants	F02C 6/18
.. as source of energy for refrigeration plants	F25B 27/02

Transportation

. Vehicles in general

. . Hybrid-power vehicle	B60K 6/00; 6/20
. . . Control systems	B60W 20/00
. . Electric propulsion	
. . . with power supply from force of nature, e.g. sun, wind	B60L 8/00
. . . with power supply external to vehicle	B60L 9/00
. . . fuel cell powered, e.g. for hydrogen vehicles	B60L 11/18
. . Combustion engines operating on gaseous fuels, e.g. hydrogen	F02B 43/00
. . Power supply from force of nature, e.g. sun, wind	B60K 16/00

. Vehicles other than rail vehicles

. . Drag reduction	B62D 35/00
. . Human power vehicle	B62M
. . Roadway, e.g., recycled surface, all-weather bikeways, etc.	E01C 1/00

. Rail vehicles

B61

. Ships and boats

. . Propulsive devices directly acted on by wind	B63H 9/00
. . Wind powered motors	B63H 13/00
. . Wave powered motors	B63H 19/02

. Cosmonautic vehicles using solar energy

B64G 1/44

Energy conservation

. Energy storage or distribution

- . . Electric energy H01M 10/00, H02J 7/00, 15/00
- . . Thermal energy F24H 7/00

. Insulation of buildings

E04B 1/76; E04B 2/00, E04B 1/62; E04D; E06B 7/00, 7/098

. Recovering mechanical energy

F03G 7/08

- . . chargeable mechanical accumulators in vehicles

B60K 6/30, B60L 11/16

Purification and disposal of waste gases

. Chemical or biological purification of waste gases

B01D 53/34

- . . Carbon capture or sequestration

B01D 53/14, 53/62; C01B 31/20

. Separating dispersed particles from gases or vapours

B01D 45/00 – 51/00

. Exhaust or silencing apparatus

F01N 3/00

- . . chemical aspects of rendering innocuous

B01D 53/92

- . . Electrical control of exhaust gas treating apparatus

F01N 9/00

EST regulation, design, or education

- . **Commuting, e.g., HOV, teleworking, etc.**

G06Q; G08G

- . **Emission trading, e.g., pollution credits, etc.**

G06Q 40/00, 10/00, 99/00

- . **Static structure design**

E04H 1/00

EPO - Principal Directorate Patent Grant Automation - Directorate Classification		
Project: C456	Subject: Environmentally Sound Technologies (EST)	IPC range: all
Comments		28 September 2009

Ref.: Annexes 1 - 6 of project file

Background

Rapporteur (Annex 3) and Working Group (Annex 5) invited for comments on the Rapporteur proposal (Annex 1), the US comments (Annex 4) and the following questions:

- which approach should be followed
- the list of entries proposed in Annex 4
- the feasibility to create an indexing scheme based on the list in Annex 4.

The EPO has taken note of the Rapporteur proposal with great interest. The EPO is currently co-operating with the UN Environment Programme (UNEP) and the International Centre on Trade and Sustainable Development (ICTSD) in a joint study to examine the role of patents in the development and transfer of Environmentally Sound Technologies (EST). The first part of the study is directed to energy generation and involves a "mapping" of environmental aspects of energy generation with places in the IPC and a "tagging" of EST-related patent applications in the relevant IPC subgroups. The "mapping" scheme is attached as an annex at the end of this document.

In the discussion on EST certain similarities with those on an indexing scheme for nanotechnologies (C452) seem present. However, nanotechnology can be clearly defined by reference to dimensions and the scheme for secondary classification (B82Y) only refers to large areas of application without any breakdown to details thereof which are already covered elsewhere in the IPC.

Comments

Prior to answers to the questions raised, EP would like to elaborate its approach and proposal.

Purpose of the Project

In line with the UN Agenda 21 (3) the IPC project C456 should aim to improve the access to technological information on EST lying in the public domain as well as proprietary EST (cf. 34.7. - 34.11., 34.14.(a)). The approach chosen should be universally useful, widely useable and easily accessible.

EST Definition

Par. 34.1. of the UN Agenda 21 (3) provides a definition of EST:

"Environmentally sound technologies

- protect the environment,
- are less polluting,
- use all resources in a more sustainable manner,
- recycle more of their wastes and products, and
- handle residual wastes in a more acceptable manner

than the technologies for which they were substitutes."

The UNFCCC (1), (2) adds aspects of EST focusing on

- mitigating and
- adapting to climate change

Accordingly, EST are essentially defined by their comparative effect on the environment and can encompass many kinds of technologies. These effects as such could be aspects of an indexing scheme, the comparative aspect is difficult to determine for patent applications.

Access to technological information on EST

The UNFCCC (1, 2), the joint EPO/UNEP/ICTSD study and the C456 project proposal and comments on file indicate technological fields of particular interest with respect to climate change and EST. They propose

different structured schemes, often based on UNFCCC scheme (1), to classify EST mainly according to the application of the technology. They have some similarities, are partly overlapping but not fully compatible with each other.

The UNFCCC [Technology Search website](#) (2) provides already a public tool to access technological information available from a number of databases. It offers three structured access key schemes:

- by country,
- by technology,
- by sector,

and a keyword search option.

EP Proposal

Taking into account the fundamental purpose of the IPC as common tool for accessing patent information on any technology, EP proposes that the Revision Project C456 considers to offer the following contributions:

- Promote the use of a single or at least a **common structured EST scheme** to specifically classify technology for access to technical information on EST.

A common structured scheme is a basic requirement for storing and retrieving information effectively when a plurality of input contributors and a broad range of public users are involved.

- It seems appropriate to take the **EST scheme already used by the UNFCCC (2) as a starting base** whereby all aspects identified by (1) should be covered by the scheme.

This scheme is already elaborated and used by the public. A Programme Officer of the Technology Adaptation, Technology and Science Programme at the UNFCCC Secretariat indicated interest to add access to patent information and willingness to co-operate. An explicit hierarchical listing of the full scheme is not yet available but could be provided by the UNFCCC Secretariat.

- Provide the **mapping of this EST scheme with the IPC** in order to facilitate public access to patent information on EST.

The mapping seems to be the most appropriate instrument to enhance the access to technological information in areas of particular relevance for EST and to extract related information on intellectual property rights, especially to determine which elements of a technology are lying in the public domain and which are proprietary and available for licensing.

In order to speed up the mapping, the WG could consider to establish an ad hoc IPC EST Working Group dedicated to this task.

- Provide an **EST-index to the IPC**

The EST-scheme including the mapping with the IPC elaborated in co-operation with the UNFCCC could be offered to the public as a separate publication of the WIPO. Terms from the scheme and others relevant for EST could be included in the Catchword Index.

- Further enhance the access to EST by introducing a **scheme on environmental effects for tagging publications particularly relevant to EST**.

In addition to the mapping, a relatively simple scheme for secondary classification focusing on the environmental effects of technology (see EST definition above) could be introduced. In co-operation with the joint EPO/UNEP/ICTSD study a tagging of publications could be envisaged and effected. The documents identified by the study could be classified with the scheme. The tagging should automatically be applied to new publications, in a similar way as it is currently done for nanotechnology (B82Y resp. Y01N) at the EPO. The combination of mapping to IPC places and tagging the environmental effect would provide a very effective access to EST.

EP answers to questions

- Which approach should be followed?

Primarily the option Catchword Index, implemented by a mapping to IPC places for an existing common structured EST scheme. As a further enhancement an indexing scheme targeting the environmental effects of technology could be envisaged.

- Comments on the list of entries proposed in Annex 4

EP shares the opinion of US (Annex 4) and DE (Annex 6) to provide an EST concordance meshing with the UNFCCC's inventory of ESTs. This approach corresponds to the proposed mapping. The proposed list should further be elaborated to fully match with the scheme used behind the UNFCCC technology website (2).

Additional entries present in the proposed lists could be considered for enhancing the scheme used behind the UNFCCC technology website (2).

- Comments on the feasibility to create an indexing scheme based on the list in Annex 4.

As set out above, EP prefers that an indexing scheme focuses on a small number of environmental effects of technology by which ESTs are defined. An indexing scheme based on an EST inventory would in fact mainly split the IPC groups related to a scheme entry in "environmentally good and bad" publications.

R. Iasevoli, J. Dindorf, V. Veefkind

References:

(1) Annex 1 of UNFCCC "Synthesis report on technology needs identified by parties not included in Annex I of the Convention" (FCCC/SBSTA/2006/INF.1) of 21.04.06

(2) UNFCCC Technology and Project Inventory at <http://unfccc.int/tclear/jsp/Database.jsp>

UN Agenda 21 Chapter 34 "Transfer of EST, Cooperation and Capacity Building"

Annex:

EST inventory on energy generation used by the joint EPO/UNEP/ICTSD study

An EPO press release dated of 24.04.09 on the joint EPO/UNEP/ICTSD project can be found at <http://www.epo.org/about-us/press/releases/archive/2009/20090424.html>

The EPO is cooperating with the UN Environment Programme (UNEP) and the International Centre on Trade and Sustainable Development (ICTSD) to produce a joint study to advance the understanding of the role of intellectual property in promoting access to Environmentally Sound Technologies (EST).

Based on the mapping of one technology sector (energy generation, already carried out by ICTSD) a detailed patent analysis up to apparatus (e.g. for wind energy: wind turbines, support structure) and in selected cases at component level (e.g. blades, gear) has been carried out.

Thus, a "mapping" was performed, which was primarily based on an outside subdivision of technologies, rather than starting off from the IPC (or ECLA). The mapping has been automated so that it can be regularly updated.

Since this "mapping" in many cases is not one-to-one with the IPC or ECLA and can be regularly updated, it is not unlikely that the EPO will implement it as some sort of searchable "tagging" scheme in the future.

Independently from whether or not a cross-indexing scheme would be implemented in the framework of C456, the results could be interesting to this project, since they may help identifying relevant entries for a catchword-index and further IPC places of interest for such technologies.

IPC/C 456
Annex 08, page 4

			number of documents (1)	IPC source
ENERGY GENERATION:				
geothermal			5342	F24J3, F03G4 and parts of F03G7/04
	Earth coil heat exchangers		597	part of F24J3/08
	Hot Dry Rock systems (drilling)		357	part of F24J3/08
	geothermal heat pump (for buildings)		140	part of F24J3/06
	Hardware (pipes)		1202	part of F24J3/08
hydro			44124	mainly F03B
	conventional		13970	F03B1, F03B3, F03B7
	OTEC (ocean thermal energy conversion)		591	F03G7/05
	OWC (oscillating water column)		530	part of F03B13
	salinity gradient		1020	part of F03G7/04
	stream (river and tidal)		4479	parts of F03B13/26 and F03B17/06
	wave (pelamis etc.)		6960	F03B13/14
Solar energy (3):				
	solar thermal		62487	mainly F24J2
		dish	1330	F24J2/12
		Fresnel lenses	942	part of F24J2/08
		trough concentrators	2043	F24J2/14
		tower concentrators	1729	F24J2/07
		heat exchange systems	26299	other parts of F24J2
		mountings and tracking	7555	F24J2/38, 2/52, 2/54
		mechanical power	3418	parts of F03G6
	PV (photovoltaic)		83330	Mainly parts of H01L31 (most H01L31/04)
		amorphous Si	2312	parts of H01L31/075, 31/0376 and 31/0368
		CuInSe2 materials	1568	parts of H01L31/032, 31/0336
		pv with concentrators	6220	H01L31/052, 31/042, 31/058
		DSSC (dye sensitized solar cells)	4170	parts of H01G9/20
		group II-VI materials	1529	parts of H01L31/072, 31/18
		group III-V materials	2556	parts of H01L31/068, 31/072, 31/18E, 31/0304
		microcrystalline Si	193	parts of H01L31/18
		polycrystalline Si	504	parts of H01L31/18
		pv roof systems	4800	parts of h01l31/048 and E04D13/18

	thermal-pv hybrids		1590	H01L31/058
wind energy (4):			37995	Mainly F03D
	blades and rotors		9859	F03D1/06, 3/06
	components and gearbox		11251	F03D11/00, 11/02
	control of turbines etc.		9508	F03D7
	generator and configuration		5243	F03D9/00, parts of H02K7/18
	nacelles		605	parts of F03D
	offshore towers		830	parts of : F03D1, 11/04, E04H12/14 and B63B35
	onshore towers		6030	parts of : F03D1, 11/04, E04H12/14
Biofuels (5)				
	CHP turbines for bio-feed		1307	parts of F02C6/18
	Gas turbines for bio-feed		626	parts of F02C3/28
	bio-diesel		2324	parts of C10L, C10G, C11B, C11B, C07C67
	bio-pyrolysis		4550	C10C5/00, parts of C10B53/02
	torrefaction of biomass		120	parts of C10L9, C10L5/40, C10B53/02
	bio-ethanol: cellulosic		1672	C12P7/10
	bio-ethanol: grain		5894	C12P7/06
	bio-alcohols produced by other means than fermentation		208	parts of C07C29, C07C31
AUXILIARY TECHNOLOGIES:				
Carbon Capture and Storage (1):				
	capture (1.1):			
		CO2 absorption	2699	parts of B01D53/14
		CO2 adsorption	2387	parts of B01D53
		CO2 biological separation	94	parts of B01D53
		CO2 chemical separation	2008	parts of B01D53/62
		CO2 removal via membrane/ diffusion	998	parts of B01D53/22
		CO2 removal via rectification and condensation	1328	parts of F25J3/02, 23/06
	CO2 storage (subterranean or sub-marine)		730	parts of F17C1/00, E21B41/00
Energy Storage (2)				
	Fuel cells (2.1)	bio fuel cells	887	parts of H01M
		DMCF+DAFC	10251	"
		MCFC	3545	"

		PEMFC	21508	"
		recycling of fuel cells	2571	"
		SOFC	16346	"
	Advanced batteries (2.2)			
		charge management	104202	parts of H01M
		Flow	2158	"
		lithium-ion	57392	"
		NiMH	4131	"
		recycling of batteries	2528	"
		ultra-capacitors	6583	"
IGCC (3)	IGCC		2528	parts of C10L3, F02C2/28, 6/18, F01K23/06
	IGCC with CCS		22	parts of C10L3, F02C2/28, 6/18, F01K23/06

(1) The number of families is roughly one third of the number of documents indicated.

Swedish Patent and Registration Office

IPC Revision Project C456, "EST"

September 29th, 2009

Comments

IPC/WG/21 invited comments on:

- **Which approach should be followed:**

We are very reluctant to the creation of indexing schemes for EST in the IPC. The main reason is that the indexing of a document in an EST place would imply that **the particular document describes technology that is environmentally sound**. This would disable any plans for automatic assignment of indexing codes, since automatic assignment could only be made based on existing places in the IPC or, possibly, on key-word searching. There could thus not be any guarantee that a document given an EST code doesn't show "old dirty" technology. We don't think this would be beneficial for the credibility of the IPC. Furthermore, the decision on what is environmentally sound is not based on clear technical features.

As a further argument against permanent document-based solutions it should be noted that the UN Agenda 21 (3), as cited in the EP comments, defines environmentally sound technologies not in an absolute way, but only in relation to "the technologies for which they are substitutes". Today's EST is in other words **by definition** tomorrow's old dirty technology!

The biggest environmental gains can often be made in the least environment-friendly technical fields – which are the ones least likely to be found in a list of EST.

Providing a list, for example in the Catchword Index, of **places in the IPC where environmentally sound technology is likely to be found** is a much better solution. In that way the user can look at the documents in the likely places and decide whether the technology they describe is environmentally sound or not. We do not expose the IPC to political contradictions, changes in "best practice", or the risk of inappropriate assignment of indexing codes.

- **The list of entries provided in Annex 4:**

The list, particularly after the additions of DE, looks very comprehensive. However, we think it is premature to comment in detail on the list before we know what it will eventually be used for.

- **The feasibility of creating an indexing scheme based on the list of Annex 4:**

As stated in EPO's comments, the purpose of an indexing scheme would be to categorize either the groups of the IPC or the world's patent documents as "good" or "bad". We think this is futile and potentially damaging to the credibility of the IPC.

Anders Bruun

JAPAN PATENT OFFICE

October 1, 2009

Project: C456Subclass:

Comment

Following the creation of a revision project in the area of Environmentally Sound Technologies (EST), the Revision Working Group has posed three questions to be commented on the manner of proceeding with this project, of which excerpt was posted by IB as Annex 5 to this project file. DE, EPO and SE already responded and here is JPO's response. While JPO is well aware of the existence of users who are in need of improvement of "the access to technological information on EST," as was mentioned by GB in the Initial Proposal in Annex 1 and as was explicitly described by EP in Annex 8, JPO believes that the use of Catchword Index would be a better course of action for improving such access.

Question 1. Which approach should be followed

JPO would support the SE comment in Annex 9.

Question 2. The list of entries provided in Annex 4**(1) List of EST**

The list by US in Annex 4 with addition by DE in Annex 6 would be a good basis for consideration. However, it is impossible to precisely define the technologies to be included in EST. As SE correctly pointed out, the contents of EST would be changeable in the course of time and the degree of "soundness" would only depend on the relative or comparative evaluation. It cannot be hoped for establishing a perfect list. On the other hand, in the case of Catchword Index, a perfect list would not be needed but the one based on US, DE and EP lists would be useful for users. Furthermore, in such cases as when any specific request were made by users involved in EST or as when any change were brought to the political implication of EST, such a list could be kept updated to the newest condition by making addition or modification to the list and, thus, would be able to provide with convenient information to the users involved in EST.

Such a deal would not be realizable by using the indexing scheme. Such a deal would enable to save the time required for making clear the definition of EST.

(2) Working Group for EST

EPO has commented that the formation of an ad hoc IPC EST Working Group would be needed. However, the increase of physical contacts emanating from newly

established WG would surely require more human and budgetary resources for consideration by each office. It should be remembered that the e-forum based works are effectively being dealt with in the existing Revision Working Group. The list that should become the basis of consideration has been under preparation and updating thanks to the efforts of DE, EPO, etc. It can well be hoped that the discussion would go on smoothly on the e-forum basis as at present.

In such circumstances, JPO cannot find the necessity of formulating a WG for EST at the risk of consuming more resources.

**Question 3. The feasibility to create an indexing scheme based on the list
of Annex 4**

It would certainly require a lot of time and energy before completing an indexing scheme and putting it into effect. Moreover, the indexing scheme would not be able to catch up with the changes of ESTs themselves. The indexing scheme is not an appropriate method in this case.

While ESTs are highlighted technologies, it can also be said that the reduction of raw materials and energy as well as the improvement of energy efficiency of apparatus in the production stage are technical tasks that are common to practically every and all industrial products. In fact, many patent documents claim technical merits for environmental protection. In addition, most of the industries are researching and developing environmentally conscious technologies. In such circumstances, it should be almost impossible to distinguish some patent documents only from the viewpoint of EST and, hence, even if an indexing scheme were completed on the basis of the list in Annex 4, it should be expected that a satisfactory and effective scheme would not be produced and the classification based thereon might be useless.

Lastly, JP would support the SE comment in this point in Annex 9.

UK Intellectual Property Office	GB Rapporteur report
IPC Project C456 Creation of an indexing scheme for environmentally sound technologies (ESTs)	Date: 18 th November 2009

This project originated as a revision request under project WG020 (see annexes 19,20). Subsequent discussion of the request by the 41st session of the Committee of Experts resulted in this project where the Working Group were invited to 'discuss the project, without making any scheme approval, and to report its conclusions to the Committee.'

Rapporteur is very grateful for the considered contributions of US, JP, DE, IB, EP & SE to this discussion on how to assist IPC users to better identify Environmentally Sound Technologies (ESTs).

GB's original proposal (annex 1) suggested a stand-alone indexing scheme to assist with identification and monitoring of ESTs. In response, US raised concerns about the workload required and difficulties in defining qualifying technologies, offering an alternative approach of creating an EST section in the Catchword Index (WG020, annex 20), to serve as an EST technology concordance. This alternative approach was supported by JP. GB welcomed the Catchword Index suggestion with reservations about whether it could fulfil the aim of the initial proposal. Prior to the 21st session of the WG, US helpfully provided an initial list of ESTs (see annex 4) based on the UNFCCC's inventory of ESTs¹ as a starting point for further discussion.

At the 21st session of the working group further comments were invited upon:

1. which approach should be followed – ie EST Indexing or Catchword Index?
2. the list of entries in Annex 4, and
3. the feasibility of creating an indexing scheme based on the list in annex 4.

1. EST Indexing scheme or EST Catchword Index section?

US,JP,DE and SE have expressed strong preference for an EST Catchword Index section, and opposition to the proposed indexing scheme for reasons including increased workload, difficulties with defining the scope of 'EST' and concern that an indexing scheme would effectively categorise identified IPC groups as 'good' or 'bad' technologies. DE also stated a preference for the creation of new IPC places for any missing technologies and improvement of access to ESTs through references, notes and definitions.

EP explained ongoing EPO collaboration with the UN Environment Programme (UNEP) and International Centre on Trade and Sustainable Development (ICTSD) in which they are seeking to 'tag' EST-related patent applications in relevant IPC subgroups. EP also highlighted the relevance of this project to UN Agenda 21 (especially section IV, chapter 34)², in which improved access to technological information on ESTs is proposed. In response to this particular question, EP suggests that the Catchword index option should be pursued primarily, whilst an indexing scheme based upon the environmental effects of technology would be preferred.

¹ <http://unfccc.int/ttclear/jsp/Database.jsp>

² <http://www.un.org/esa/dsd/agenda21/index.shtml>

Accordingly, whilst there is enthusiasm for some form of EST indexing scheme from GB & EP, a consensus appears to have formed in favour of an EST Catchword Index section.

2. Comments on list of entries in Annex 4

The list provided by US in annex 4 has kindly been further developed by DE in annex 6, with broad topic subdivisions as follows:

Alternative energy production
Transportation
Energy conservation
Purification and disposal of waste gases
EST regulation, design, or education

In annex 8, EP has also provided a mapping scheme for energy generation, from their ongoing work with UNEP/ICTSD. There appears to be general agreement that any scheme should be based upon the UNFCCC inventory of ESTs, as suggested by GB in annex 1. Furthermore EP recommends the promotion of a single/common structured EST scheme, for which the UNFCCC Secretariat may be able to provide further assistance. R feels that this avenue is worth exploring as there appears to be some lack of consistency in terminology used to define the key climate change mitigation sectors between the UNFCCC inventory and other authoritative UN/IPCC documentation^{3,4}.

R is grateful the contributions from US, DE and EP in assembling an excellent source of material on which further work may be based. However, in view of the instruction from the Committee of Experts, R shares SE's concern that it may be premature to further develop any EST listing without knowing how this project may progress. With this in mind, R proposes that further development of any detailed EST listing is postponed until the Working Group is given clear direction for this project.

3. Feasibility of creating an indexing scheme based on the list in annex 4

From the responses received to date, it would appear that there is strong opposition to the proposed indexing scheme for a variety of reasons, some of which are mentioned above in paragraph 1. Accordingly, further consideration of annex 4 as a basis for an indexing scheme would seem somewhat academic. Nevertheless, it should be noted that EP has proposed an alternative approach for indexing publications particularly relevant to EST, on the basis of environmental effect. EP also suggests an EST-index to the IPC as a separate WIPO publication. R would like to invite EP to elaborate more upon these suggestions at the forthcoming meeting of the working group.

In summary, the working group would appear to favour the creation of an EST section in the Catchword Index. Some useful listings have been assembled which may be used for the further development of this project.

In view of the foregoing discussion, R would like to propose further discussion is based upon the following, before reporting back to the Committee of Experts with conclusions:

- i. the establishment of a single/common structured EST scheme based on the UNFCCC inventory in collaboration with UNFCCC Secretariat.
- ii. the merits of an indexing scheme based upon environmental effects.
- iii. the merits of a separate WIPO publication of an EST-index to the IPC.

³ <http://unfccc.int/resource/docs/2006/sbsta/eng/inf01.pdf> see annex I, pages 36-37

⁴

iv. whether a separate EST working group is necessary to progress this project.

Jeremy Cowen