



Results in 2014 Program Highlights 2015

Francis Gurry
Director General
World Intellectual Property Organization (WIPO)

Briefing for Ambassadors
25 March 2015

Agenda

- Financial Results and Outlook

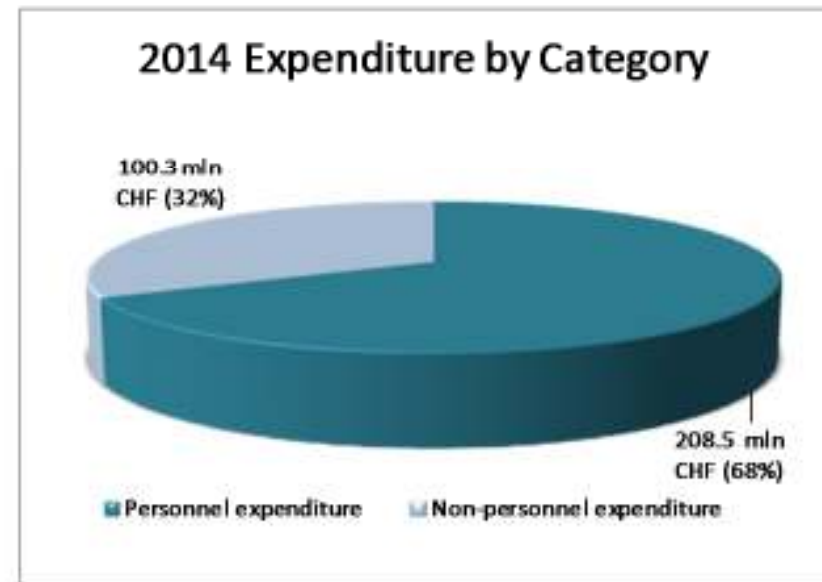
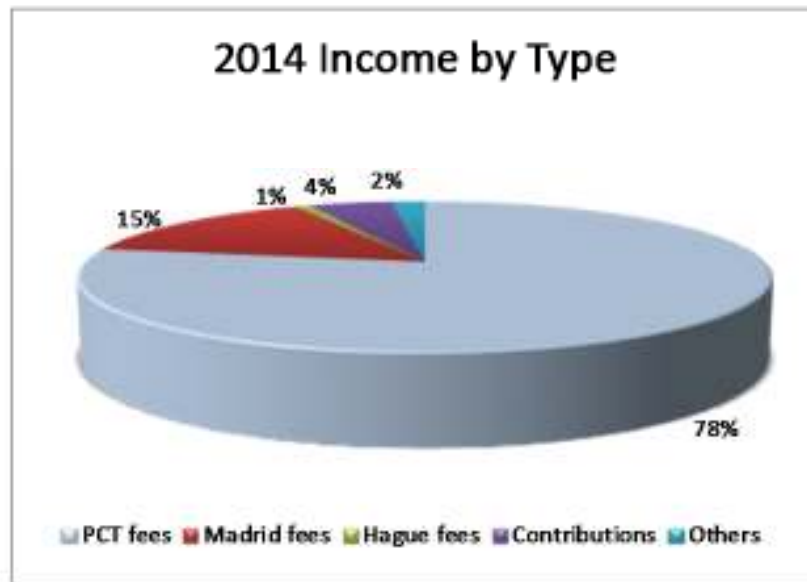
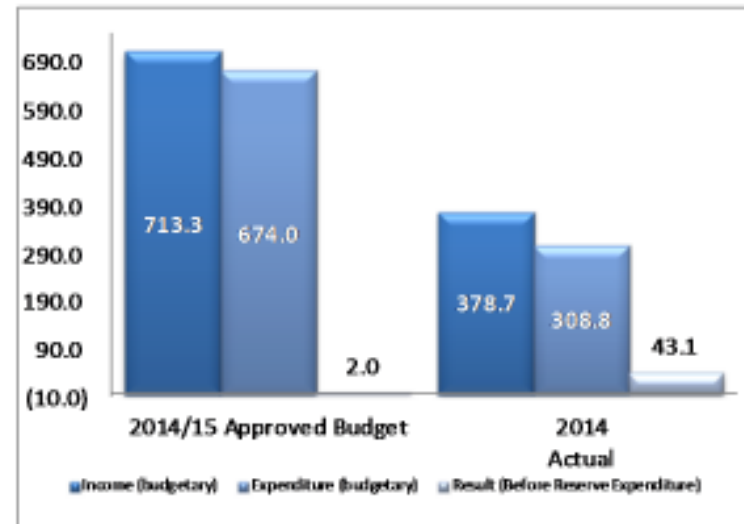
- Operational Results and Program for 2015
 - Global Systems
 - Infrastructure
 - Normative Agenda
 - Policy Studies
 - Development Cooperation

2014 Financial Result (Subject to Audit)

(in millions of Swiss francs)

As of end December 2014

	2014/15 Approved Budget	2014 Jan-Dec Actual	Actual as % of Budget
1. Income (budgetary)	713.3	378.7	53%
2. Expenditure (budgetary)	674.0	308.8	46%
3. Result (budgetary)	39.3	69.9	
4. IPSAS Adjust. to Reg Bud	(37.3)	(26.8)	
5. Result (Before Reserve Expenditure)	2.0	43.1	
6. Reserve expenditure		(35.2)	
7. IPSAS Adjustments to Reserve expd.		29.1	
8. OVERALL RESULT		37.0	

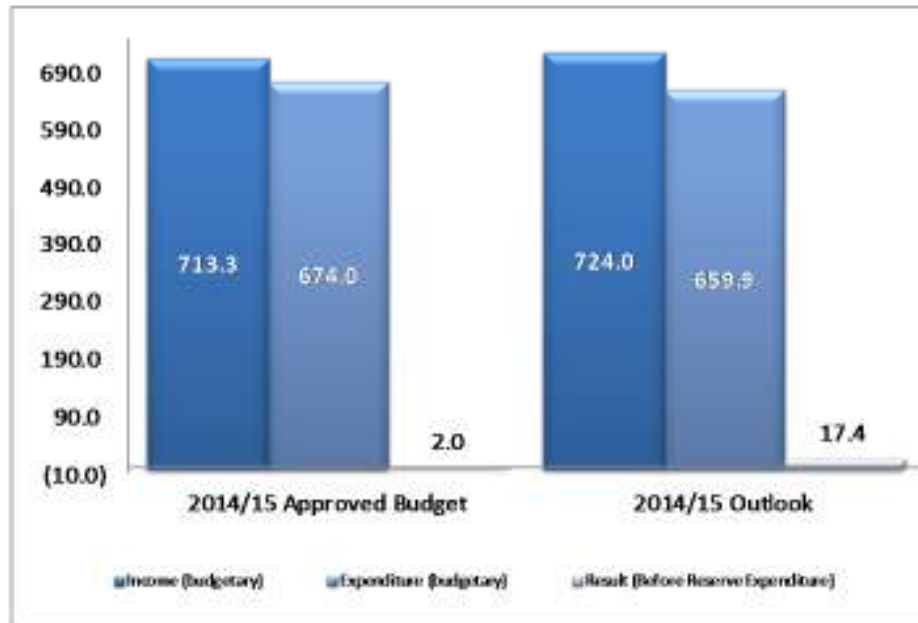


Current Financial Outlook for 2014/15

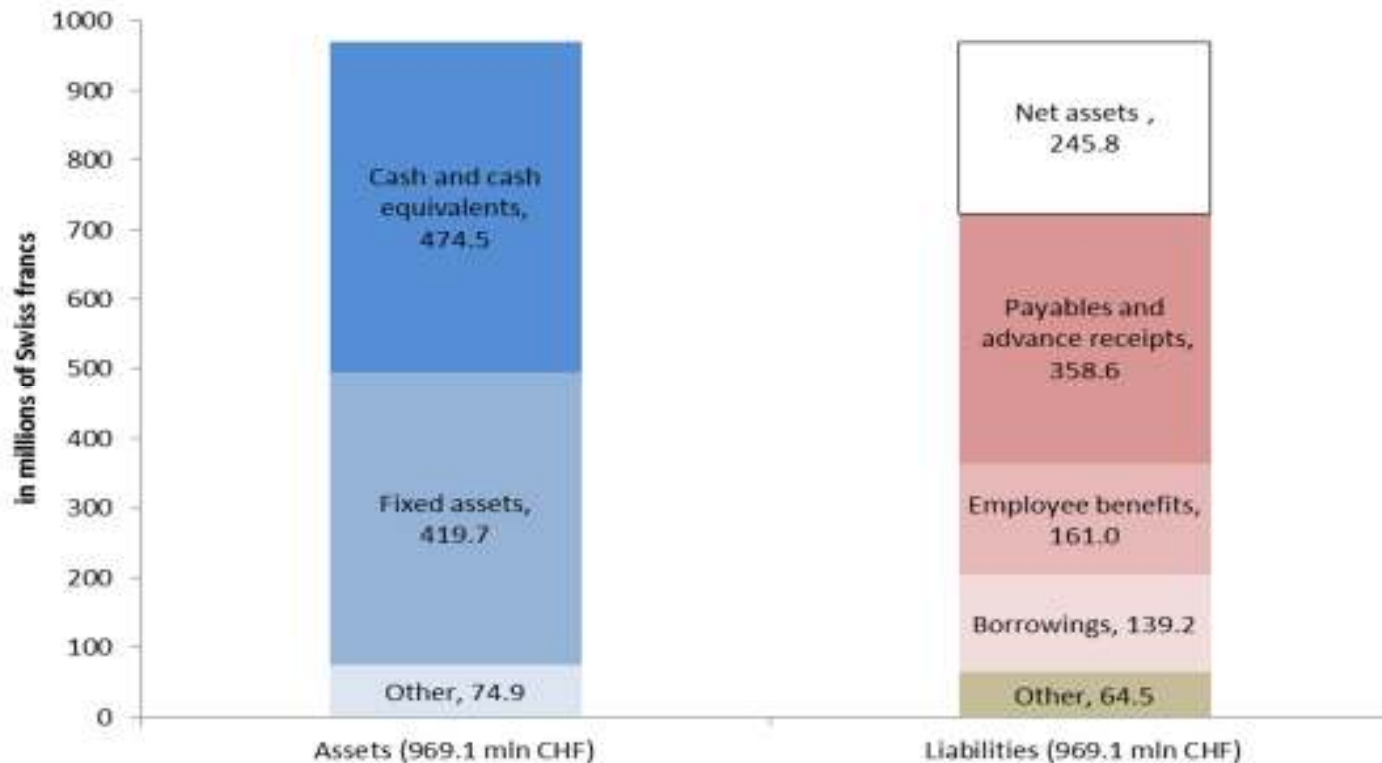
(in millions of Swiss francs)

As of end December 2014

	2014/15 Approved Budget	2014/15 Outlook			Outlook as % of Budget
		2014 Actual	2015 Forecast	Total	
1. Income (budgetary)	713.3	378.7	345.3	724.0	102%
2. Expenditure (budgetary)	674.0	308.8	351.1	659.9	98%
3. Result (budgetary)	39.3	69.9	(5.8)	64.1	163%
4. IPSAS Adjust. to Reg Bud	(37.3)	(26.8)	(19.9)	(46.7)	
5. Result (Before Reserve Expenditure)	2.0	43.1	(25.7)	17.4	
6. Reserve expenditure		(35.2)	(10.3)	(45.5)	
7. IPSAS Adjustments to Reserve expd.		29.1	8.1	37.3	
8. OVERALL RESULT		37.0	(27.8)	9.2	



Summary of Assets and Liabilities December 31, 2014



Overall Reserves (Net assets) of the Organization are 245.8 million Swiss francs , up from 208.8 million Swiss francs at the end of 2013.

Financial Management Challenges - 2015

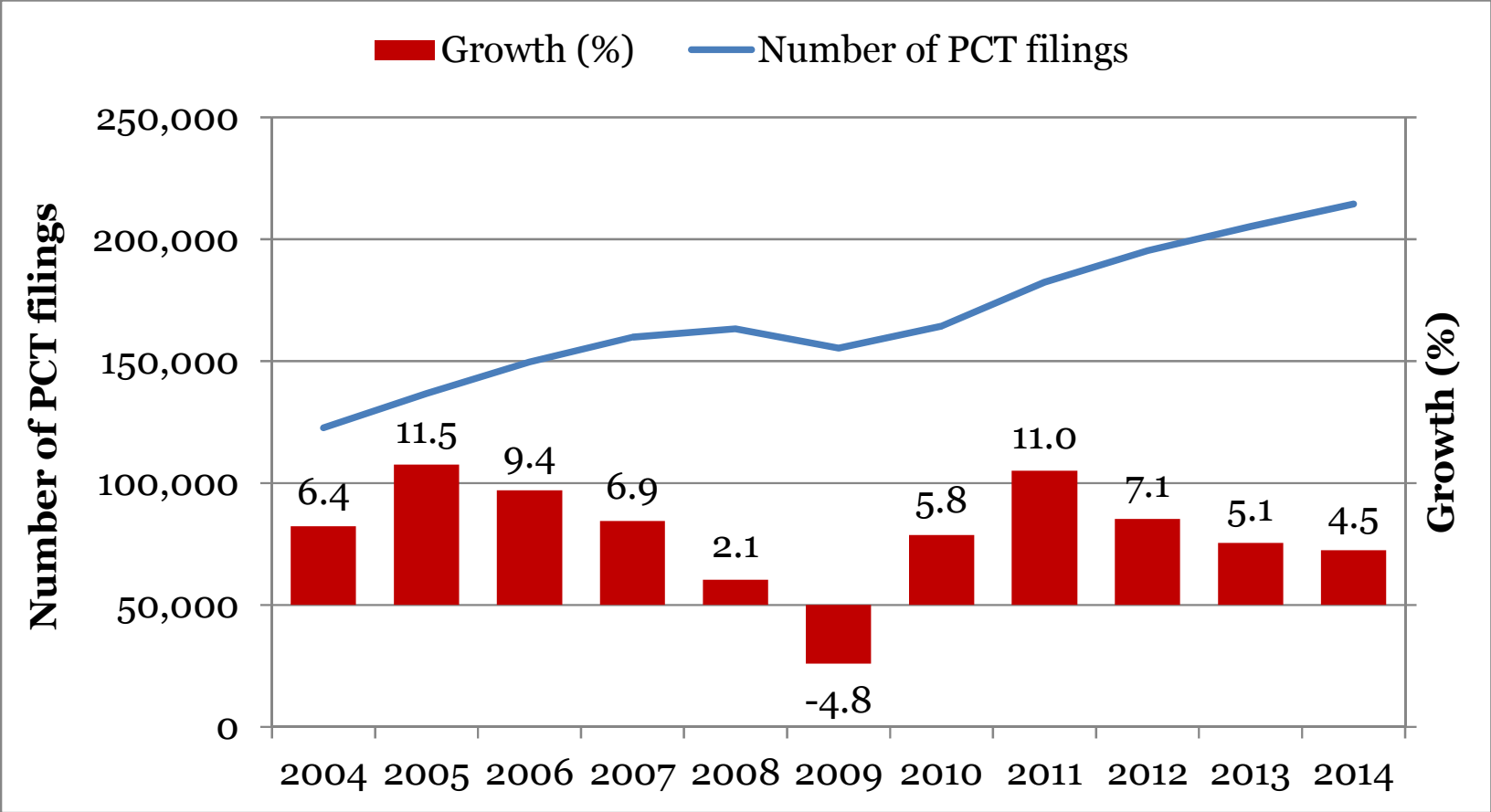
■ Investment Policy

- Negative interest rates
- Need to move deposits out of the FDF by December 1, 2015
- Positive yields on investments are only possible if our risk appetite and posture is altered

■ Forex Risk Management

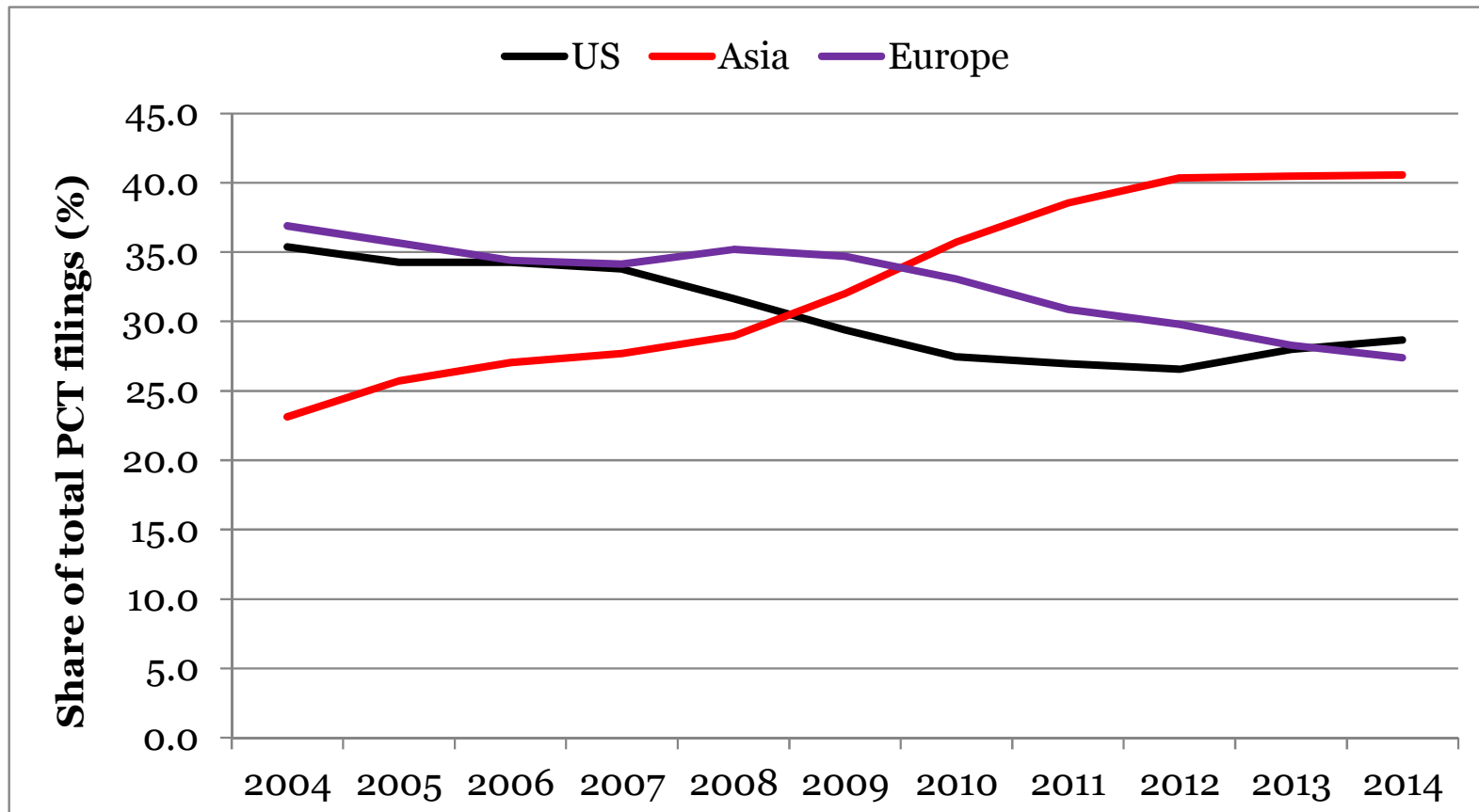
■ PCT Fees Hedging

Trend in PCT Filings



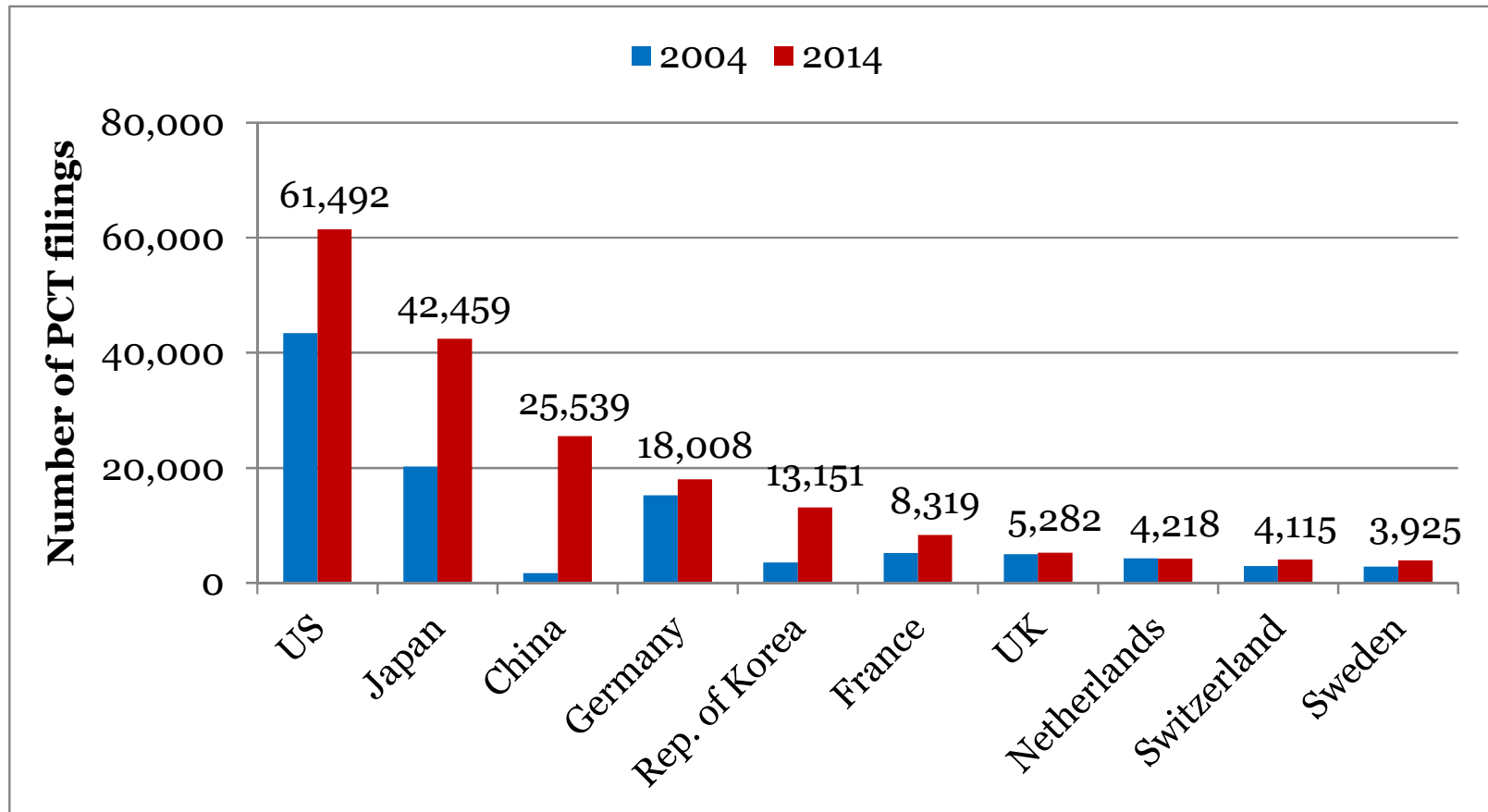
Source: WIPO Statistics Database

Share of PCT Filings



Source: WIPO Statistics Database


PCT Filings by Origin – top origins



Source: WIPO Statistics Database

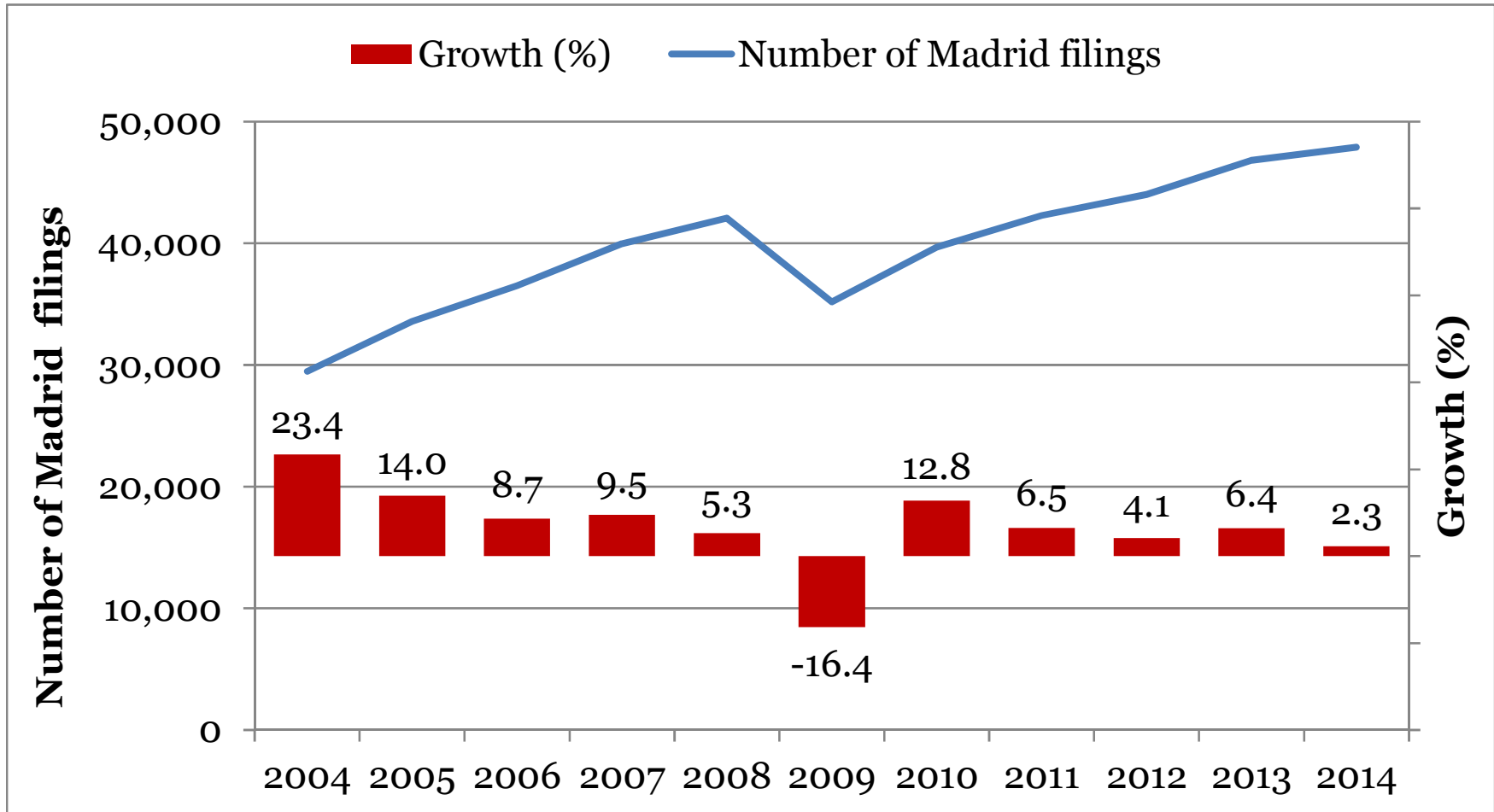
Top PCT Applicants 2014

Applicant	Country	No of Apps
Huawei Technologies	China	3,442
Qualcomm	USA	2,409
ZTE	China	2,179
Panasonic	Japan	1,682
Mitsubishi Electric	Japan	1,593
Intel	USA	1,539
LM Ericsson	Sweden	1,512
Microsoft	USA	1,460
Siemens	Germany	1,399
Philips	Netherlands	1,391
Samsung	Rep of Korea	1,381
Toyota	Japan	1,378
Robert Bosch	Germany	1,371
Sharp	Japan	1,227
NEC Corp	Japan	1,215



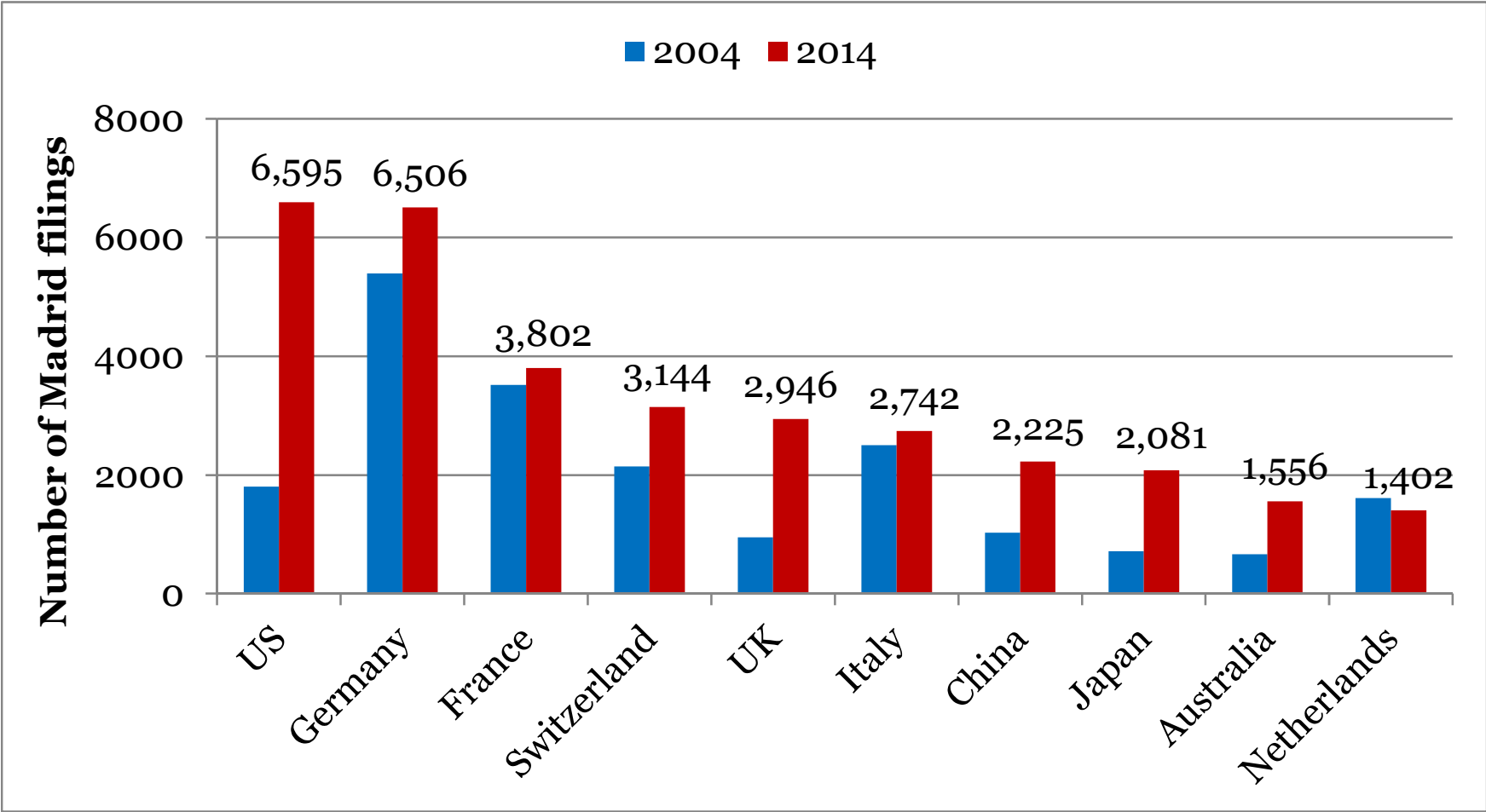
Source: WIPO Statistics Database

Trend in Madrid Filings



Source: WIPO Statistics Database

Madrid Filings by Origin – top origins



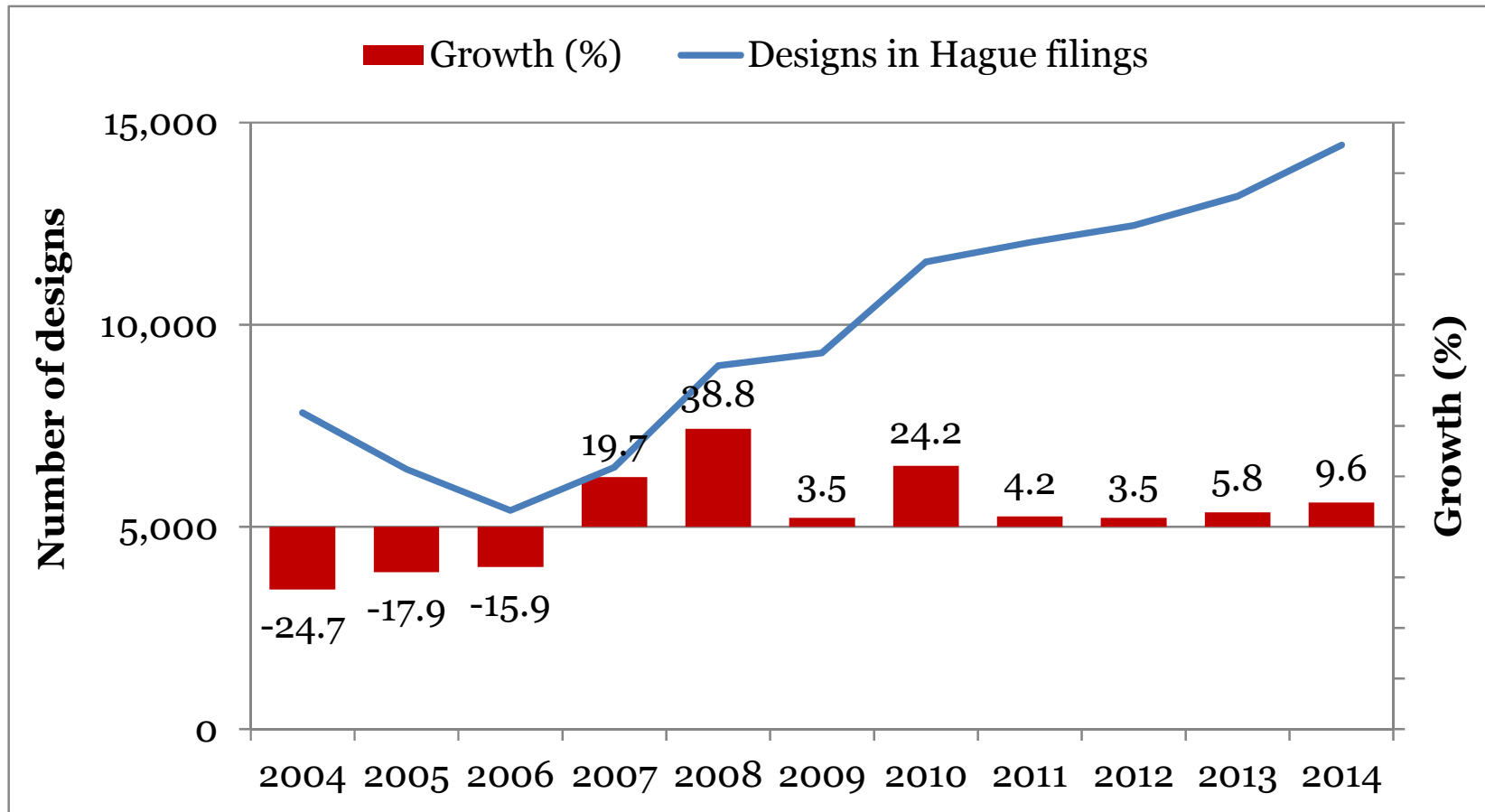
Source: WIPO Statistics Database

Top Madrid Applicants 2014

Applicant	Country	No of Apps
Novartis	Switzerland	281
Glaxo Group	UK	234
Egis Gyógyszergyár	Hungary	132
Lidl	Germany	128
Nestlé	Switzerland	112
L'Oréal	France	94
Boehringer Ingelheim Pharma	Germany	92
Henkel	Germany	90
Philips	Netherlands	85
World Medicine	Turkey	76
Gazprom Neft	Russian Federation	71
Actavis Group	Iceland	67
Philip Morris	Switzerland	62
Daimler	Germany	61
Universal Entertainment Corp	Japan	54

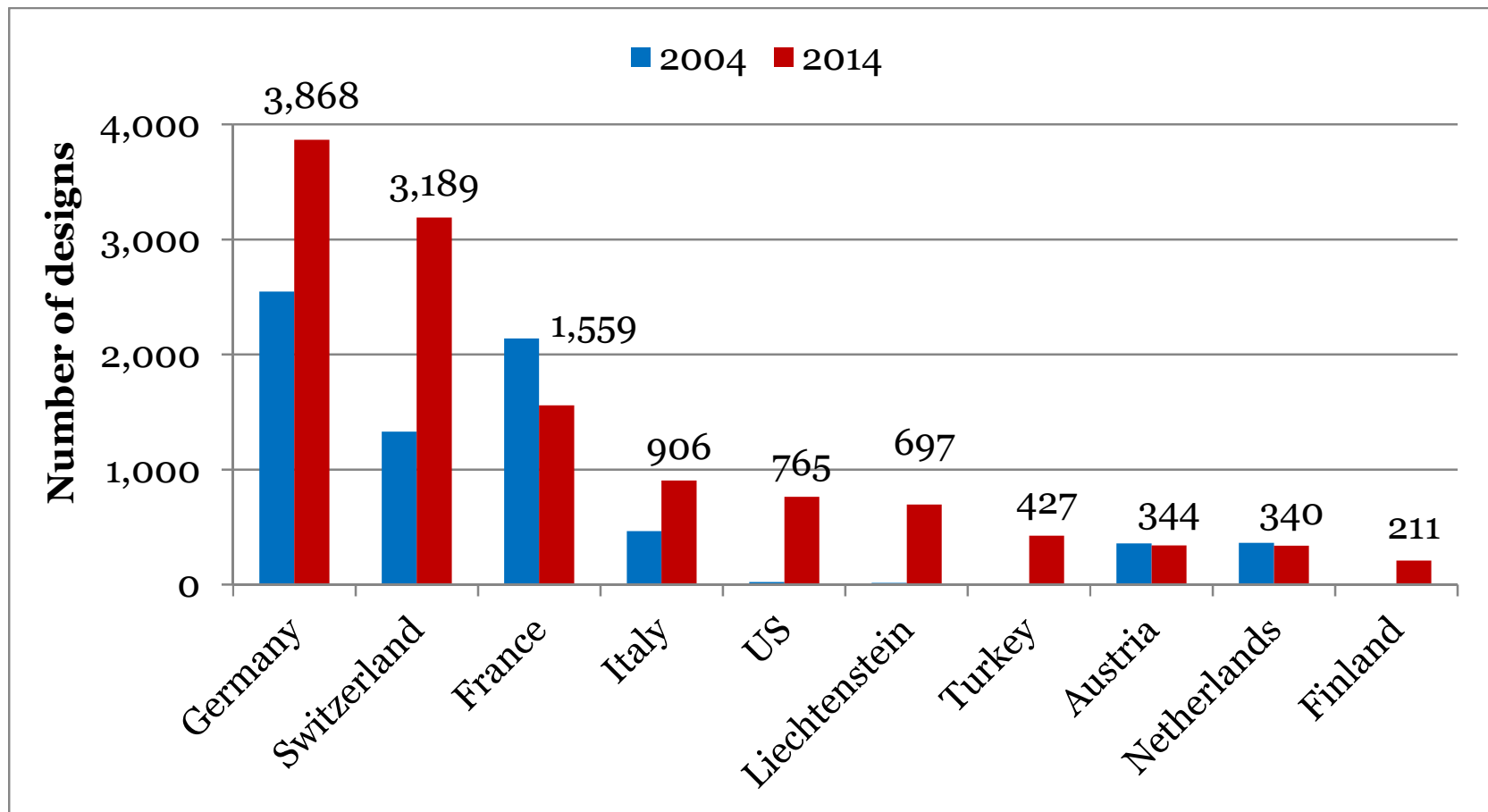
Source: WIPO Statistics Database

Trend in Hague Filings (designs)



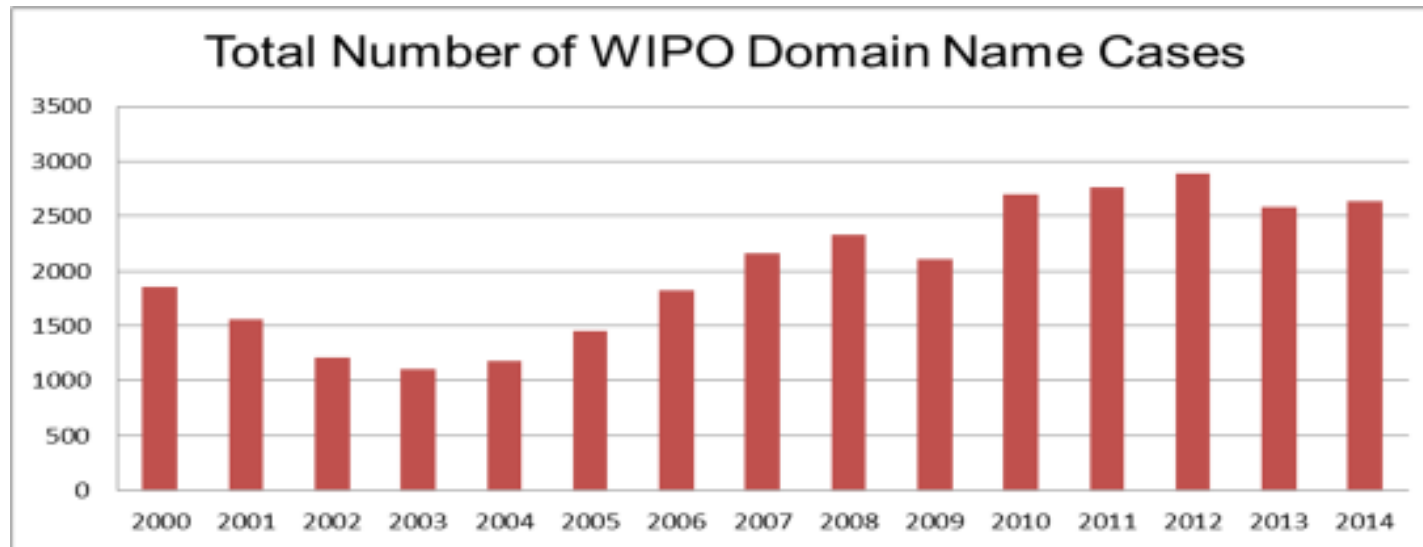
Source: WIPO Statistics Database

Hague Filings by Origin – top origins (designs)



Source: WIPO Statistics Database

WIPO Domain Name Dispute Resolution



- 15 years WIPO UDRP: 30,000+ cases re 58,000+ names
- 2014: 2,634 cases(+2%), 5,591 domain names
 - **Parties from 108 countries**, 297 panelists, 16 languages of proceedings
- 500 new gTLDs, out of 1,400 ICANN-approved gTLDs (including some 100 using internationalized scripts)
- 72 ccTLDs designating WIPO dispute service

Global Infrastructure

- Global Databases
 - PatentScope - 44 million documents (40 countries)
 - Global Brands Database - 18 million records (22 countries)
 - Global Designs Database – new

- International Cooperation in the Delivery of IP Services
 - Digital Access Service (DAS)
 - Centralized Access to Search and Examination (WIPO CASE)

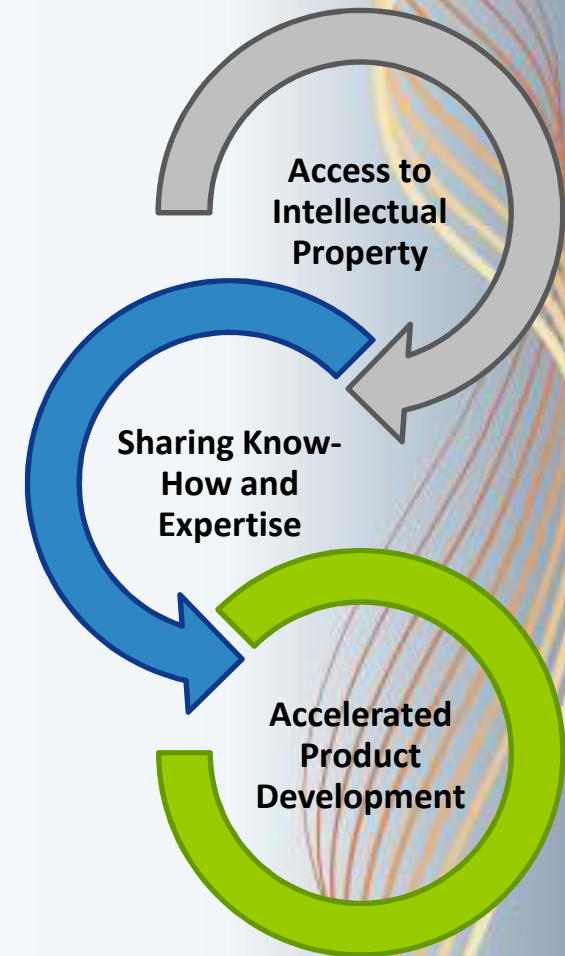
- Public-Private Partnerships
 - WIPO Re:Search
 - Accessible Books Consortium (ABC)

- Modernization and Automation of IP Offices
 - IPAS (68 countries using)
 - WIPO Connect

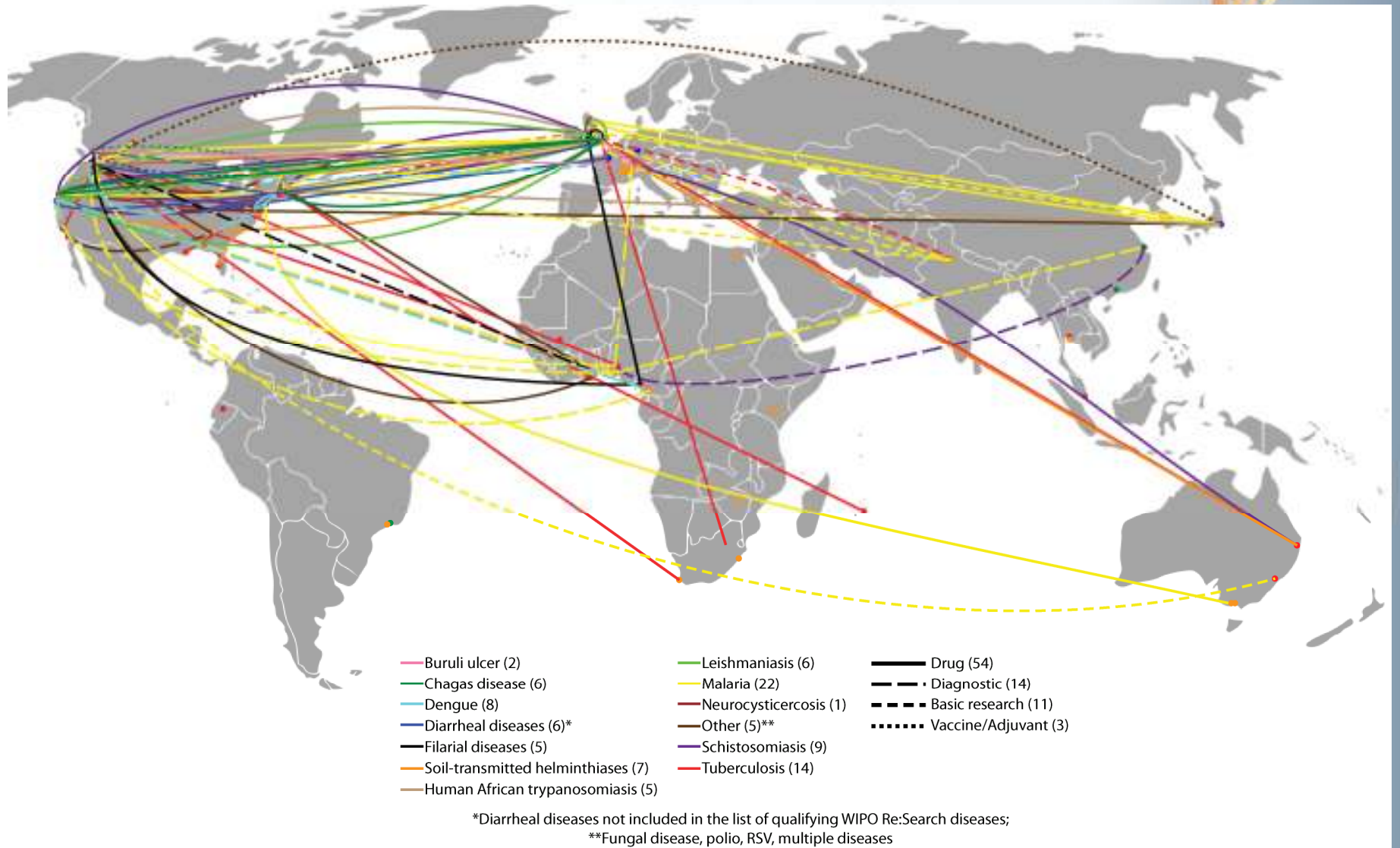
WIPO Re:Search

The **W**orld **I**ntellectual **P**roperty **O**rganization
Re:Search consortium:

Global initiative established to encourage and facilitate the sharing of intellectual property assets to advance **drug, vaccine, and diagnostic** development for **malaria, tuberculosis, and neglected tropical diseases (NTDs)**

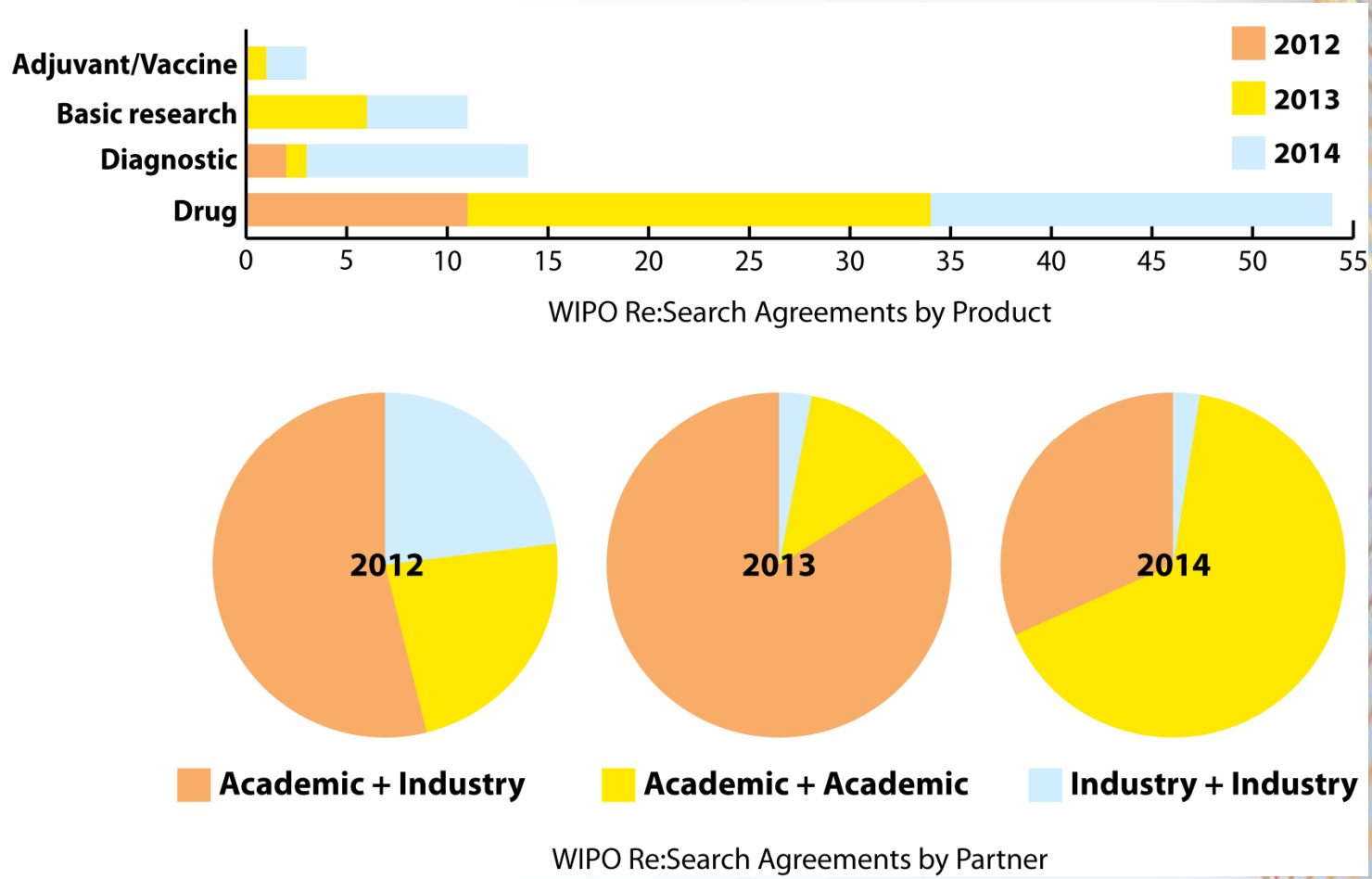


WIPO Re:Search Collaborations



Eighty+ partnerships established and 90+ members across the globe

WIPO Re:Search Agreements by Product & Partner



Drugs remain the top product by number of collaborations. Collaborations are shifting from academic + industry → academic + academic partnerships.

Accessible Books Consortium

- Consortium between publishers and authors, libraries, blind organizations

- Functions
 - International (Accessible Format) Book Exchange
 - 16,000 loans of books in accessible formats to individuals
 - 2,540 files downloaded by Authorized Entities (AEs), resulting in savings to AEs of approximately CHF 5.1 million
 - Inclusive Publishing
 - Signature of the ABC Charter for Accessible Publishing by twelve publishers
 - Capacity Building
 - Establishment of capacity building projects in Bangladesh, India, Nepal and Sri Lanka

Normative Agenda

- Main Issues outstanding
 - DLT
 - IGC
 - Broadcasting
 - Exceptions and Limitations in SCCR
 - Work Program for SCP

- Member State Responsibility

- Committee Efficiency
 - 2014: 127 meeting days out of 218 available days
 - CHF 3 million (approx)

- Bringing Beijing Treaty (6) and Marrakesh Treaty (6) into force

Policy Studies

- World Intellectual Property Indicators
 - Published each December for preceding year
 - Reports on IP filings worldwide

- Annual Reports on PCT, Madrid and the Hague Systems
 - Published each April for preceding year

- Global Innovation Index
 - Published each year in cooperation with INSEAD and Cornell University
 - Provides benchmarks for innovation capacity and best practices

- World Intellectual Property Report
 - Published every two years on specific themes
 - 2011: The Changing Face of Innovation
 - 2013: Brands: Reputation and Image in the Global Marketplace
 - 2015: “Economic Growth and Breakthrough Innovations”

Development Cooperation

- 21.4% of Expenditure of the Organization

- Main Orientations
 - National Strategies
 - Regulatory Framework
 - Technical Infrastructure
 - Capacity-Building
 - Appropriate Technology

- Internal Focus Areas
 - Rationalization of Organization of Capacity-Building Actions
 - Regional Bureaux, Academy, Program Areas and External Offices in Developing Countries
 - Evolution of the Program in accordance with Changing Circumstances