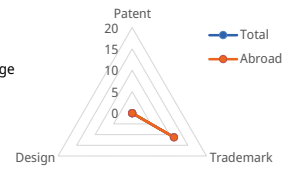




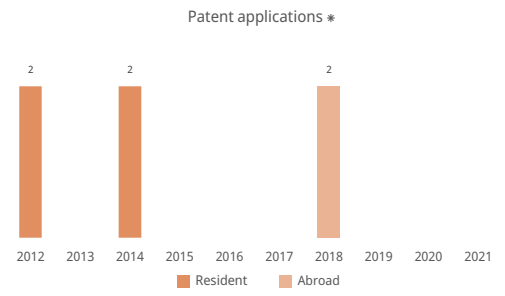
Percentile rank according to country's IP filing performance. The score indicates the percentage of countries that this country surpasses.



WIPO IP Statistics Data Center

Patent

Patent applications filed by applicants residing in this country	
Patent applications; global rank *	
Resident applications *	
Abroad applications; global rank	0 169
Regional average; regional rank and share	
Resident applications per million inhabitants; global rank	
Resident applications per 100 billion USD GDP; global rank	
Utility model applications; global rank	
PCT international applications; global rank	
PCT applications per million inhabitants; global rank	
PCT publications relating to renewable energy (2019-2021)	
Share of university applications (2019-2021)	
Share of women inventors (2019-2021)	
PCT national phase entries; global rank	
Share of abroad applications using the PCT System	
PCT top applicants (2019-2021)	



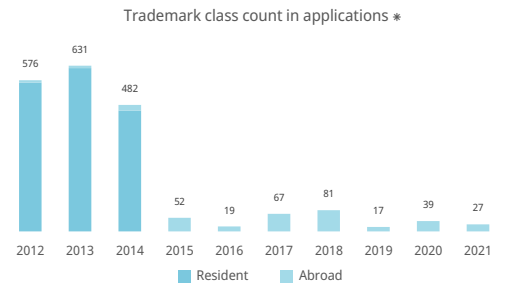
Top technical fields; share

Top foreign destinations; share

National Intellectual Property Office - Patent statistics	
Total applications; global rank *	
Resident; share	
Non-resident; share	
Patent Grants	
Patents in force; global rank	
National IP office - applications per examiner	
National IP office - grant delay in months	
	Country of origin of non-resident applications; share

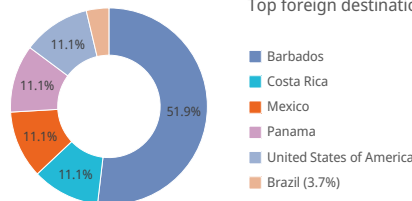
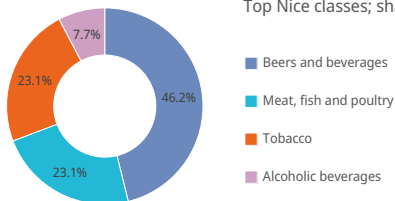
Trademark

Trademark class count in applications filed by applicants residing in this country	
Trademark filings; global rank *	27 (-30.8%) 175
Resident filings *	
Abroad filings; global rank	27 (-30.8%) 174
Regional average; regional rank and share	
	22,949 (Latin America and the Caribbean) 34 (0.0%)
	2,321 (Caribbean) 14 (0.1%)
Resident filings per million inhabitants; global rank	
Resident filings per 100 billion USD GDP; global rank	
Madrid international applications; global rank	
Madrid applications per million inhabitants; global rank	
Abroad filings via the Madrid System	
Share of abroad filings using the Madrid System	
Madrid top applicants (2019-2021)	



Top Nice classes; share

Top foreign destinations; share



National Intellectual Property Office - Trademark statistics	
Total filings; global rank *	
Resident; share	
Non-resident; share	
Number of Classes Specified in Trademark Registrations	
Trademarks in force; global rank	
National IP office - applications per examiner	
National IP office - registration delay in days	
	Country of origin of non-resident filings; share

