

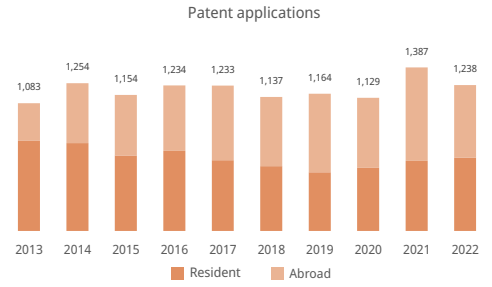
► [WIPO IP Statistics Data Center](#)

► [Find out more about the Global Innovation Index ranking](#)

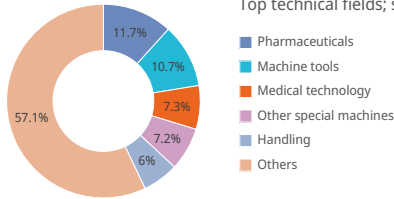
Patent

Statistics for applicants residing in this country

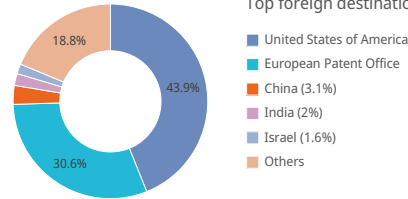
| | | | |
|--|--|--------|------------------|
| Patent applications; global rank | 1,238 | ↓10.7% | 44 th |
| Resident applications | 623 | ↑4.7% | |
| Abroad applications; global rank | 615 | ↓22.3% | 44 th |
| Regional rank and share | Europe – 21 st | | 0.2% |
| | Southern Europe – 4 th | | 2.6% |
| Resident applications per million inhabitants; global rank | 59.0 | | 33 rd |
| Resident applications per 100 billion USD GDP; global rank | 187 | | 37 th |
| Utility model applications; global rank | 15 | ↓28.6% | 68 th |
| PCT international applications; global rank | 135 | ↑48.4% | 41 st |
| PCT applications per million inhabitants; global rank | 12.8 | | 35 th |
| PCT publications relating to renewable energy (2020-2022) | 6 | | 2.1% |
| Share of university applications (2020-2022) | 2.8% | | |
| Share of women inventors (2020-2022) | 22.3% | | |
| PCT national phase entries; global rank | 292 | ↓40.7% | 44 th |
| Share of abroad applications using the PCT System | 41.8% | | |
| PCT top applicants (2020-2022) | | | |
| | Bic-violex SA | 41 | |
| | Pharmathen S.A. | 16 | |
| | Bic Violex Single Member S.A. | 9 | |
| | Aristotle University of Thessaloniki - E.I.k.e. | 4 | |
| | Uni-pharma Kleon Tsetis Pharmaceutical Laboratories S.A. | 4 | |



Top technical fields; share



Top foreign destinations; share



Statistics for the IP office

| | | | |
|---|------------------------|--------|------------------|
| Total applications; global rank | 1,085 | ↑17.2% | 52 nd |
| Resident; share | 437 | ↑10.9% | 40.3% |
| Non-resident; share | 648 | ↑21.8% | 59.7% |
| Patent Grants | 224 | ↓11.1% | |
| Patents in force; global rank | 28,866 | | 39 th |
| National IP office - applications per examiner | | | |
| National IP office - grant delay in months | | | |
| Filings via regional office - resident | European Patent Office | | 186 |
| Filings via regional office - non-resident | European Patent Office | | 193,424 |

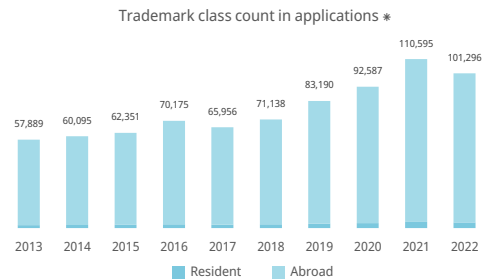
Country of origin of non-resident applications; share

| | | |
|--------------------------|--------|-------|
| United States of America | 48,501 | 25% |
| Germany | 24,690 | 12.7% |
| Japan | 21,577 | 11.1% |
| China | 19,061 | 9.8% |
| France | 10,984 | 5.7% |

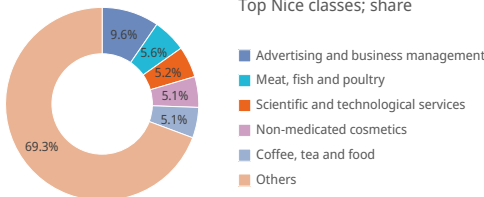
Trademark

Statistics for applicants residing in this country [1]

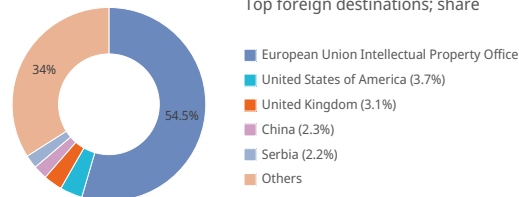
| | | | |
|--|--|--------|------------------|
| Trademark filings; global rank * | 101,296 | ↓8.4% | 34 th |
| Resident filings * | 3,638 | ↓9.4% | |
| Abroad filings; global rank | 97,658 | ↓8.4% | 26 th |
| Regional rank and share | Europe – 20 th | | 0.9% |
| | Southern Europe – 4 th | | 4.2% |
| Resident filings per million inhabitants; global rank | | | |
| Resident filings per 100 billion USD GDP; global rank | | | |
| Madrid international applications; global rank | 101 | ↓34.8% | 48 th |
| Madrid applications per million inhabitants; global rank | 9.6 | | 43 rd |
| Abroad filings via the Madrid System | 3,230 | ↓29.1% | 47 th |
| Share of abroad filings using the Madrid System | 3.3% | | |
| Madrid top applicants (2020-2022) | | | |
| | Flexopack Societe Anonyme;commercial and Industrial;plastics Company | 11 | |
| | Gr. Sarantis Anonymi Viomichaniki ;& Emporiki Etairia Kallyntikon Endymaton ;oikiakon & Pharmakeftikon Eidon | 8 | |
| | Megara Resins-anastasios Fanis S.A. | 8 | |
| | Intracom S.A. Telecom Solutions | 7 | |
| | Mediterranean Cosmetics Single Member SA | 6 | |



Top Nice classes; share



Top foreign destinations; share



Statistics for the IP office [1]

| | | | |
|--|---|--|---------|
| Total filings; global rank * | | | |
| Resident; share | | | |
| Non-resident; share | | | |
| Number of Classes Specified in Trademark Registrations | | | |
| Trademarks in force; global rank | | | |
| National IP office - applications per examiner | | | |
| National IP office - registration delay in days | | | |
| Filings via regional office - resident | European Union Intellectual Property Office | | 3,638 |
| Filings via regional office - non-resident | European Union Intellectual Property Office | | 445,169 |

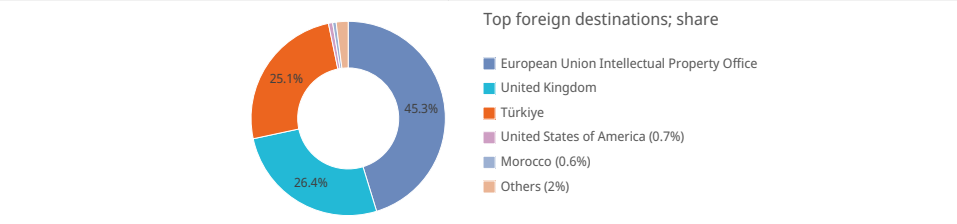
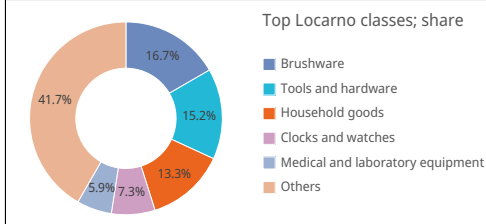
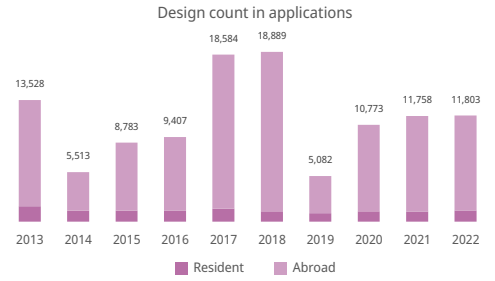
Country of origin of non-resident filings; share

| | | |
|--------------------------|--------|-------|
| Germany | 79,420 | 17.8% |
| United States of America | 40,119 | 9% |
| Italy | 37,779 | 8.5% |
| China | 33,173 | 7.5% |
| France | 28,956 | 6.5% |

Industrial design

Statistics for applicants residing in this country [2]

| | | | |
|---|------------------------------------|---------|------------------|
| Designs in applications; global rank | 11,803 | ↑0.4% | 27 th |
| Resident filings | 1,246 | ↑11.2% | |
| Abroad filings; global rank | 10,557 | ↓0.8% | 26 th |
| Regional rank and share | Europe – 18 th | 0.6% | |
| | Southern Europe – 4 th | 2.2% | |
| Resident filings per million inhabitants; global rank | 118 | | 25 th |
| Resident filings per 100 billion USD GDP; global rank | 374 | | 26 th |
| Hague international filings; global rank | 419 | ↑183.1% | 13 th |
| Abroad filings via the Hague System | 6,435 | ↑58% | 15 th |
| Share of abroad filings using the Hague System | | 58.9% | |
| Hague top applicants (2020-2022) | | | |
| | I. Paleohorinos Fotistika A.b.e.e. | | 11 |
| | Gi.anso 4x4 Club, S.A. | | 2 |
| | Myron Sideris | | 2 |
| | Relkon Hellas S.A. | | 2 |
| | Dionysios Genimakis | | 1 |



Statistics for the IP office [2]

| | | | |
|--|---|--------|------------------|
| Total filings; global rank | 1,026 | ↑16.2% | 42 nd |
| Resident; share | 858 | ↑19% | 83.6% |
| Non-resident; share | 168 | ↑3.7% | 16.4% |
| Number of Designs in Industrial Design Registrations | 1,075 | ↑15.8% | |
| Industrial designs in force; global rank | 1,192 | | 65 th |
| National IP office - applications per examiner | | | |
| National IP office - registration delay in days | | | |
| Filings via regional office - resident | European Union Intellectual Property Office | | 388 |
| Filings via regional office - non-resident | European Union Intellectual Property Office | | 108,744 |

| Country of origin of non-resident filings; share | | |
|--|--------|-------|
| China | 21,798 | 20% |
| Germany | 16,165 | 14.8% |
| Italy | 12,124 | 11.1% |
| United States of America | 11,469 | 10.5% |
| France | 6,505 | 6% |

Geographical indications

Geographical indications in force by product category

| Product Category | Count | Share |
|--------------------------------------|-------|-------|
| Agricultural products and foodstuffs | 1,909 | 36.7% |
| Wines and spirits | 3,299 | 63.3% |

Geographical indications in force by legal means

| Legal Means | Count | Share |
|----------------------------|-------|-------|
| Agreements | 1,779 | 34.2% |
| Sui generis | 16 | 0.3% |
| Regional system | 3,396 | 65.2% |
| Other national legal means | 16 | 0.3% |
| Lisbon system | 1 | 0% |

Plant variety

Plant variety applications filed by applicants residing in this country

| Residence | Count |
|-----------|--------------------------------|
| Resident | 3 |
| Abroad | 78 |
| Regional | Community Plant Variety Office |
| | 3 |

Plant variety in force

| Office | Count |
|--------------------------------|--------|
| National | 0 |
| Community Plant Variety Office | 30,562 |

Note

- (1) For trademarks, filings refer to the number of classes specified in applications.
- (2) For industrial designs, filings refer to number of designs contained in applications.
- (3) Statistics are produced regardless of whether the home office of the applicants supplied statistics or not. An asterisk symbol indicates that the home IP office did not supply statistics.
- (4) Statistics relating to "technical fields" are extracted from the Patstat database and are based on the publication date.
- (5) The indicator "resident applications per million population" is available for countries with a population greater than one million. The "indicator per GDP" is available for countries whose total GDP exceeds 10 billion US Dollar.
- (6) Shares of the top foreign destinations are based on absolute count of applications, that is, one application filed at a regional office is counted as one application only.
- (7) One application filed at the Eurasian Patent Organization, the African Intellectual Property Organization, the Benelux Office for Intellectual Property, the European Union Intellectual Property Office or the Patent Office of the Cooperation Council for the Arab States of the Gulf is multiplied by the corresponding number of member states. One application filed at the European Patent Office or the African Regional Intellectual Property Organization is counted as one application abroad if the applicant does not reside in a respective member state, or as one resident application and one application abroad if the applicant resides in a respective member state.
- (8) Percentage with a plus or minus symbol indicates the percentage change from the previous year.
- (9) Both national and regional data are used to establish the list of countries relating to non-resident filings.

Source: WIPO statistics database; last updated: 12/2023