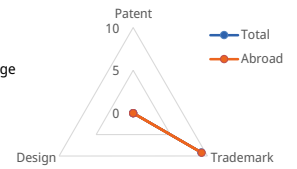





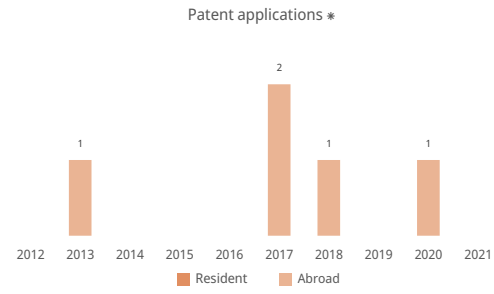
Percentile rank according to country's IP filing performance. The score indicates the percentage of countries that this country surpasses.



WIPO IP Statistics Data Center

Patent

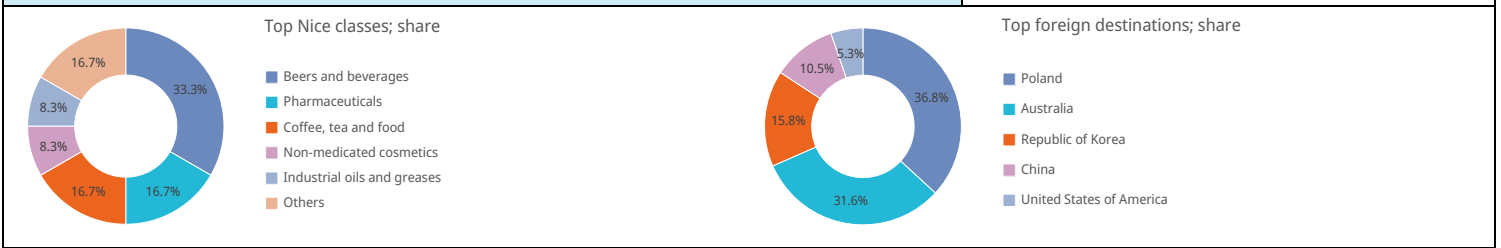
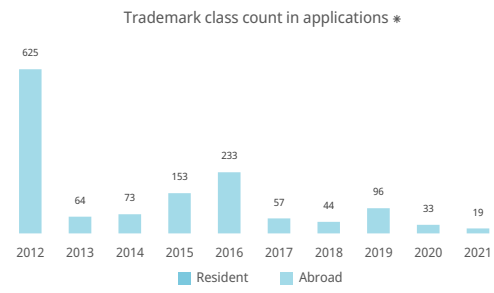
Patent applications filed by applicants residing in this country	
Patent applications; <a href="#">global rank</a> *	
Resident applications *	
Abroad applications; <a href="#">global rank</a>	0 (-100.0%) 169
Regional average; <a href="#">regional rank</a> and share	
Resident applications per million inhabitants; <a href="#">global rank</a>	
Resident applications per 100 billion USD GDP; <a href="#">global rank</a>	
Utility model applications; <a href="#">global rank</a>	
PCT international applications; <a href="#">global rank</a>	
PCT applications per million inhabitants; <a href="#">global rank</a>	
PCT publications relating to renewable energy (2019-2021)	
Share of university applications (2019-2021)	
Share of women inventors (2019-2021)	50.0%
PCT national phase entries; <a href="#">global rank</a>	
Share of abroad applications using the PCT System	
PCT top applicants (2019-2021)	



National Intellectual Property Office - Patent statistics		Country of origin of non-resident applications; share
Total applications; <a href="#">global rank</a> *		
Resident; share		
Non-resident; share		
Patent Grants		
Patents in force; <a href="#">global rank</a>		
National IP office - applications per examiner		
National IP office - grant delay in months		

Trademark

Trademark class count in applications filed by applicants residing in this country	
Trademark filings; <a href="#">global rank</a> *	19 (-42.4%) 179
Resident filings *	
Abroad filings; <a href="#">global rank</a>	19 (-42.4%) 178
Regional average; <a href="#">regional rank</a> and share	
	19,494 (Oceania) 10 (0.0%)
	59 (Melanesia) 3 (8.0%)
Resident filings per million inhabitants; <a href="#">global rank</a>	
Resident filings per 100 billion USD GDP; <a href="#">global rank</a>	
Madrid international applications; <a href="#">global rank</a>	
Madrid applications per million inhabitants; <a href="#">global rank</a>	
Abroad filings via the Madrid System	
Share of abroad filings using the Madrid System	
Madrid top applicants (2019-2021)	



National Intellectual Property Office - Trademark statistics		Country of origin of non-resident filings; share
Total filings; <a href="#">global rank</a> *		
Resident; share		
Non-resident; share		
Number of Classes Specified in Trademark Registrations		
Trademarks in force; <a href="#">global rank</a>		
National IP office - applications per examiner		
National IP office - registration delay in days		

