

ePCT

WIPO's Online System for Filing and Managing PCT Applications

Jiao Mo

Senior Customer Support Assistant
PCT International Cooperation Division, WIPO

19 November 2025





Table of Contents

- ❑ What is ePCT
- ❑ ePCT-Filing
- ❑ Connections and Access Rights
- ❑ Actions
- ❑ ePCT General Features
- ❑ User Resources and HELP Information

What is ePCT? (1)

1

Web portal developed by WIPO that provides PCT online services for both applicants and IP Offices

2

User interface available in all 10 PCT publication languages

3

Provides secure and direct interaction with PCT applications maintained by the International Bureau

4

ePCT-Filing with 91 PCT receiving Offices

What is ePCT? (2)

5

ePCT allows applicants to conduct a number of electronic PCT transactions ('Actions') with the IB and other participating IP Offices

6

RO, ISA, IPEA + DO role-based access to PCT applications via secure ePCT Office accounts

7

Increasing number of IP Offices now using ePCT for their regular PCT business using services hosted by WIPO

8

Office profile function allows you to look up if an Office is using ePCT and other useful reference data

Access ePCT

Single WIPO Account gives access to ePCT and WIPO's other online services

ePCT without strong authentication

WIPO Account Username + Password

ePCT with strong authentication

Strong authentication method(s) in WIPO Account in addition to Username + Password

ePCT without Strong Authentication

Limited functionalities (only to the IB)

- Upload documents
- ePCT message
- File Art.19 amendments (in text format only)
- Request change under PCT Rule 92*bis* for published applications
- Submit third party observation

Practical alternative to paper submission

ePCT with Strong Authentication

Access confidential data and documents including before publication

Full access to all functionalities with real-time validations

- File a new PCT application
- Submit a wide range of online requests via 'Actions'
- Upload post-filing documents to the IB and other participating offices (RO, ISA, IPEA)
- Set up automated notifications and time limits warnings

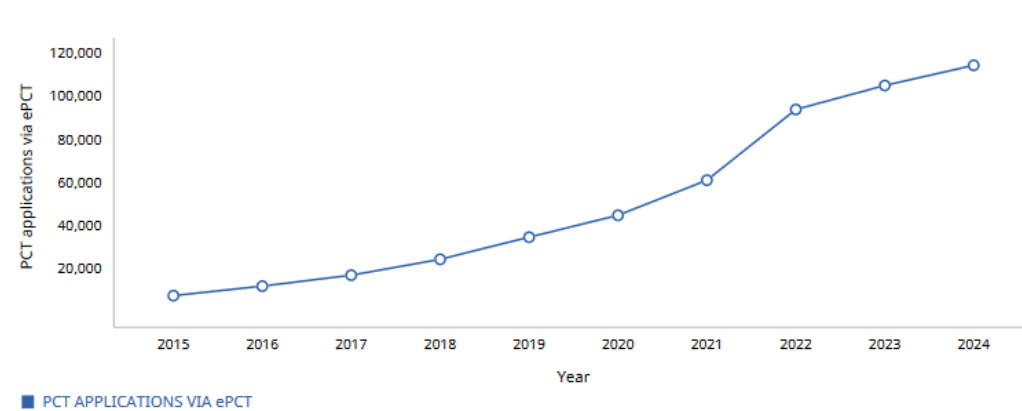
Strong Authentication Methods

Best practice – set up at least 2 strong authentication methods

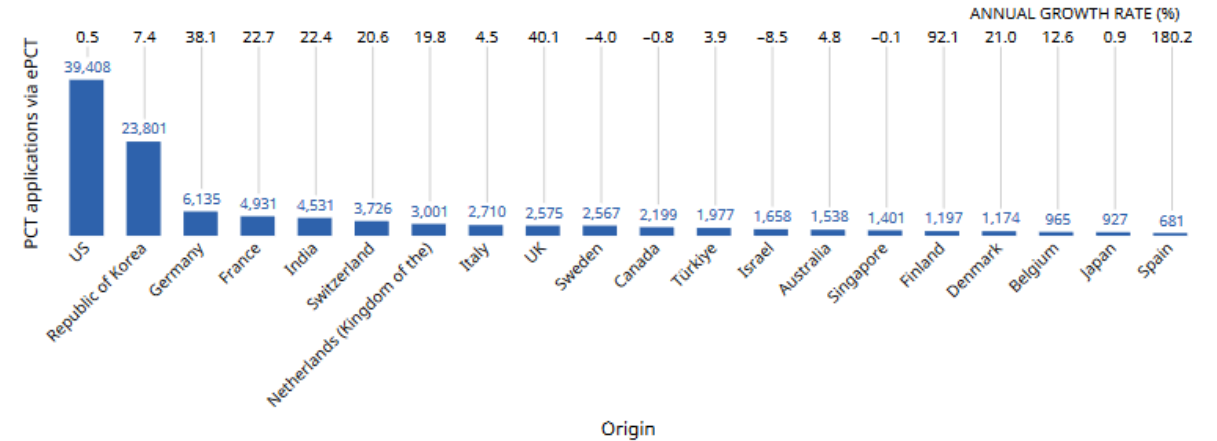
- **PUSH Notification** using the ForgeRock Authenticator app installed on a mobile device to receive push notifications
- Authenticator app with **one-time password** on a mobile device, e.g. Google Authenticator, or equivalent app for computer if use of mobile devices is not permitted, e.g., WINAUTH
- **SMS** text with one-time password or One-time password sent to land line number
- Obtain/upload a digital certificate from WIPO (not recommended and approval only for exceptional cases)
- Set-up instructions and videos are available on the [ePCT HELP](#) page

2024 ePCT-Filing Statistics*

PCT applications filed using ePCT reached around 114,000 in 2024, an increase of 8.9% from 2023



Top 5 origins of ePCT-Filings: US, KR, DE, FR, IN



- [PCT Yearly Review 2025](#)

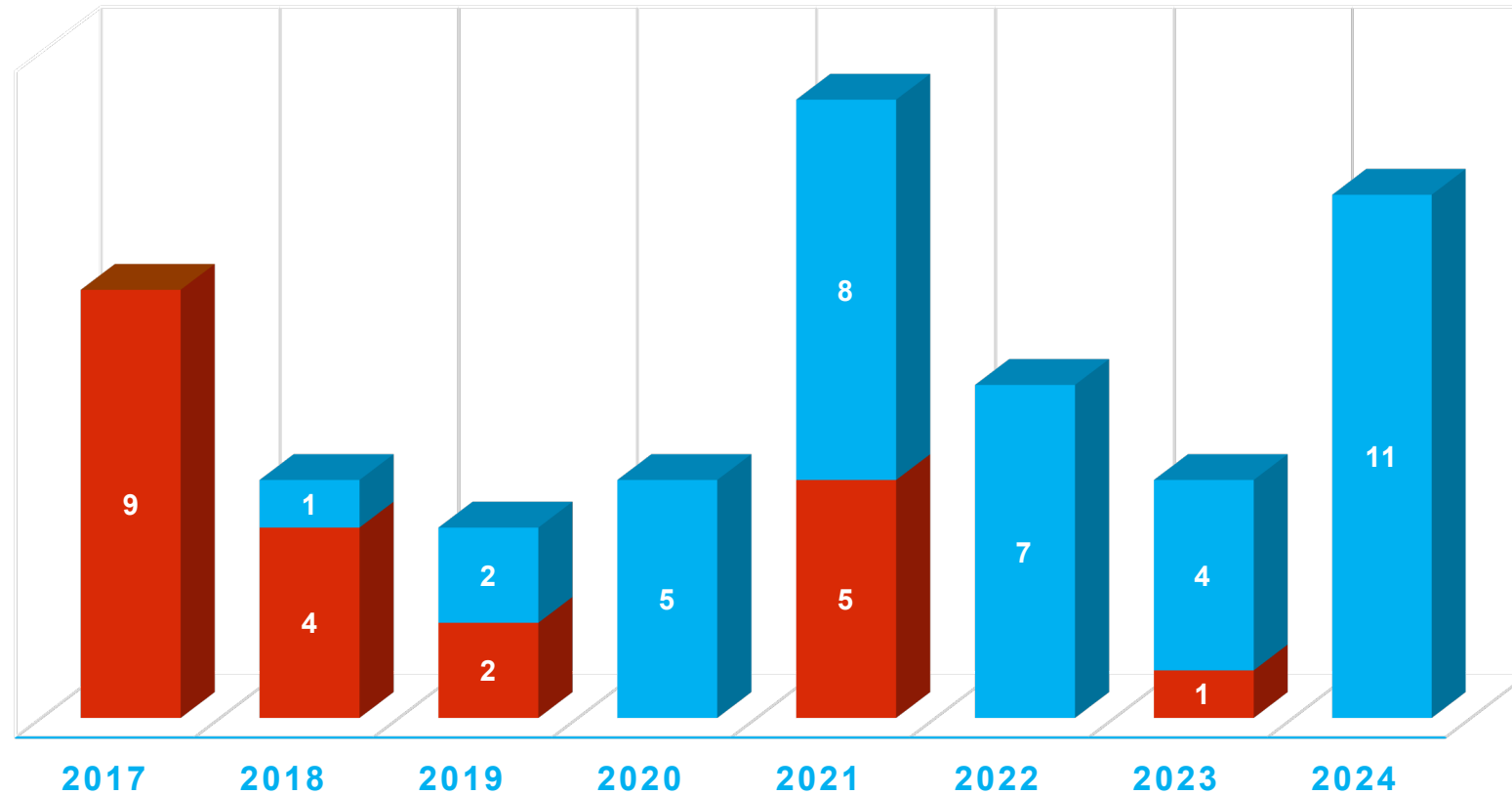
% ePCT Filings 2024

- ❑ RO/IB = 93% (+1%)
- ❑ RO/US = 76% (+3%)
- ❑ RO/EP = 60%
- ❑ RO/CH = 95%
- ❑ RO/BR = 98% (-1%)
- ❑ RO/AP, AU, CA, CL, CR, CU, DO, DZ, EC, GE, IL, IN, IQ, IR, IS, JM, JO, KE, KR, LT, LV, MU, MY, NZ, PH, PT, QA, SG, SY, TN, TR, UG, UZ = 100% or more than 99,5%

ePCT Filings with RO/GE

PCT Applications Filed With RO/GE

■ Paper Filing Applications ■ ePCT Filing Applications



WIPO IP Portal - ePCT Integration



❑ **WIPO Homepage** ▶ **Protect & Manage** ▶ **Patent Protection** ▶ **ePCT**

The screenshot shows the WIPO IP Portal homepage. At the top left is the WIPO logo. On the right, there is a language dropdown set to 'English', a search icon, and an 'IP Portal login' button. Below the logo is a navigation menu with five items: 'Understand & Learn', 'Find & Explore', 'Protect & Manage', 'Partner & Collaborate', and 'About WIPO'. The 'Protect & Manage' item is highlighted with a red box. Below the navigation menu, there are four columns of services. The first column is 'Patent Protection', which is highlighted with a red box. Under 'Patent Protection', there are three items: 'PCT - The International Patent System', 'ePCT' (highlighted with a red box), and 'Budapest - The International Microorganism Deposit System'. The second column is 'Trademark Protection', with items: 'Madrid - The International Trademark System', 'eMadrid', and 'Article 6ter (armorial bearings, flags, state emblems)'. The third column is 'Industrial Design Protection', with items: 'Hague - The International Design System' and 'eHague'. The fourth column is 'Geographical Indication Protection', with items: 'Lisbon - The International System of Appellations of Origin and Geographical Indications' and 'eLisbon'. At the bottom of the page, there is a button that says 'Find more IP tools in the IP Portal →'.

ePCT Homepage

ePCT

WIPO'S GLOBAL PATENT GATEWAY FOR FILING AND MANAGING PCT APPLICATIONS

Login to ePCT

LATEST ePCT NEWS

A new version of ePCT is now available with many new features for applicants and IP Offices.

ePCT VIDEO TUTORIALS

Learn more about how to efficiently use ePCT and its many functionalities with our video tutorials.

WHAT IS ePCT?

ePCT is a secure browser-based system available in the 10 languages of publication offering a wide range of functions for applicants, IP Offices and third parties. Users with the relevant access rights can login to ePCT using their [WIPO Account](#) to access the latest bibliographic data and documents on record at the International Bureau (IB), including before publication. Login with strong authentication is required to access confidential information.

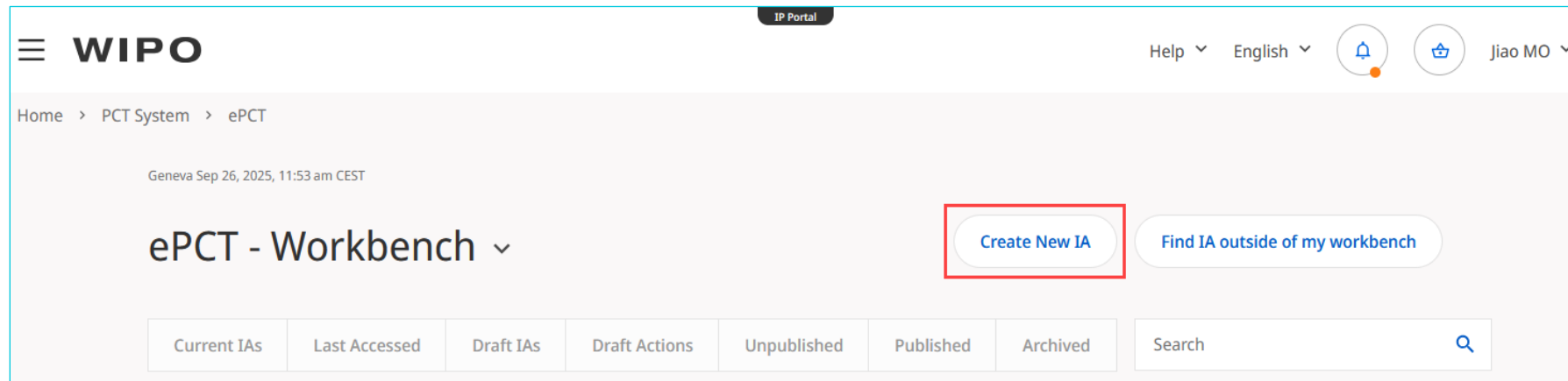
WHY USE ePCT?

Applicants can file new international applications to [participating PCT receiving Offices](#) and manage all subsequent processes using ePCT.

IP Offices can use the online functions hosted and maintained by WIPO to perform their functions as receiving Office (RO), International Searching Authority (ISA), International Preliminary Examining Authority (IPEA) and/or designated Office (DO), potentially economizing both the effort and expense required to develop their own electronic systems. For more details about the available features, please refer to the [ePCT IP Office user guide](#) and the [ePCT FAQs for IP Offices](#).

ePCT-Filing Interface (1)

- ❑ Login to ePCT <https://pct.wipo.int> with strong authentication using WIPO Account
- ❑ Create New IA (International Application)



- ❑ Fill in the screens in the order in which they appear to benefit from re-use of certain data
- ❑ More detailed information on [ePCT-Filing FAQs](#)

ePCT-Filing Interface (2)

- ❑ Document format and fee reduction
 - ❑ PDF = 200 CHF fee reduction
 - ❑ DOCX or XML = 300 CHF fee reduction

The screenshot displays the 'Documents' section of the ePCT filing interface. At the top, a red-bordered box contains the word 'Documents'. Below this, a red warning message states: 'IMPORTANT - YOU ARE LOGGED INTO THE DEMO VERSION OF ePCT - DO NOT ATTACH ANY CONFIDENTIAL DOCUMENTS AS PART OF THIS DEMO FILING'. Two buttons are visible: 'Add specification' (highlighted with a red border) and 'Add sequence listing part of the description'. Below the buttons, a red-bordered box contains the text 'The specification is attached as:' followed by four radio button options: 'DOCX format - for conversion to Application Body XML' (selected), 'PDF format - separate files for description, claims, abstract, drawings', 'PDF format - single specification for description, claims, abstract', and 'XML format - full application body'. Each option includes a link to a template file, user guide, or sample file.

Documents

IMPORTANT - YOU ARE LOGGED INTO THE DEMO VERSION OF ePCT - DO NOT ATTACH ANY CONFIDENTIAL DOCUMENTS AS PART OF THIS DEMO FILING

Add specification Add sequence listing part of the description

The specification is attached as:

- DOCX format - for conversion to Application Body XML [\[Template file\]](#) [\[User guide\]](#) [\[Sample file\]](#)
- PDF format - separate files for description, claims, abstract, drawings [\[Tips for converting to PDF\]](#)
- PDF format - single specification for description, claims, abstract [drawings can be included or attached separately]
- XML format - full application body

Two ePCT-Filing Modes

Direct ePCT-Filing with 88 ROs

- All data + documents are uploaded and validated in ePCT
- Transmitted to the RO's server or to the server hosted by the IB
- ePCT cannot be used to pay fees to receiving Offices, except for RO/IB

Two-steps Filing with US, CA, IL

- Step 1: create a data filing package in ePCT, including the Request form)
- Step 2: upload the filing package to the RO's filing website, together with necessary documents

ePCT-Filing with RO/GE

- ❑ ePCT-Filing since 1 June 2017 (PDF, Docx, XML)
- ❑ In 2024, all PCT applications filed with RO/GE using ePCT
- ❑ Applicants have the ability to
 - ❑ upload documents using ePCT
 - ❑ send ePCT messages
 - ❑ give eViewer access rights to RO before filing if ePCT-Filing is used
- ❑ Same day corrections are available

Same Day Corrections

- After an international application has been filed using ePCT
- Provided that the RO is an Office to which documents can be uploaded using ePCT
- ‘Same day corrections’ can be submitted up until midnight in the time zone relevant to the receiving Office
- To add/replace documents that were omitted/incorrectly submitted at the time of filing, and which affect the international filing date, such as description, claims, drawings, SL.

Documents

- Access to documents on record as held by the IB, and also documents submitted to ePCT participating Offices in their capacity as RO, ISA, IPEA

Documents

Upload

Record as held by the IB

Documents [Doc ID] ^	Source	Status	PATENTSCOPE	Date	View	More
(IB/301) Notification of receipt of record copy [14] _ 1 page	IB	IB outgoing form	Not yet (publication)	19 Jan 2023	View	More
(RO/101) Request form [6] _ 3 pages	ePCT	Not yet processed	Pending processing	17 Aug 2022	View	More
(RO/102) Notification Concerning Payment of Prescribed Fees [11] _ 2 pages	IB	RO/IB outgoing form	Not yet (publication)	19 Jan 2023	View	More
(RO/105) Notification of the International Application Number and of the Intern:	IB	RO/IB outgoing form	Not yet (publication)	19 Jan 2023	View	More
Application Body as Filed [3] _ 6 pages	ePCT	Not yet processed	Pending processing	17 Aug 2022	View	More
E Filing Transmission Receipt [1] _ 1 page	ePCT	Processed	No	17 Aug 2022	View	More

Documents for ISA/EP

Documents [Doc ID]	Source	Status	Date	View	More
ePCT Cover Letter [18] _ 1 page	ePCT	Copy as received	06 Jun 2024	View	More
Request for Rectification [19] _ 1 page	ePCT	Copy as received	06 Jun 2024	View	More

Documents for IPEA/EP

Documents [Doc ID]	Source	Status	Date	View	More
ePCT Cover Letter [20] _ 1 page	ePCT	Copy as received	06 Jun 2024	View	More

Clone IA

- 'Clone' existing application or draft application to create a new one
- Provided that an international application was prepared using ePCT-Filing

- Bibliographic data of an existing application (whether filed or not) can be used as application template
- Choose to include specification, including translations and SL in the New IA (except for US and IL)
- Exception: Declaration of inventorship (iv) which requires signature of each inventor

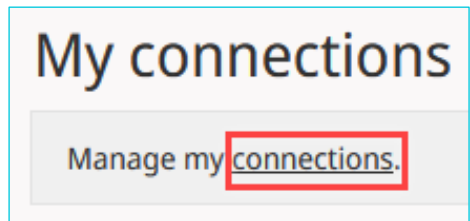
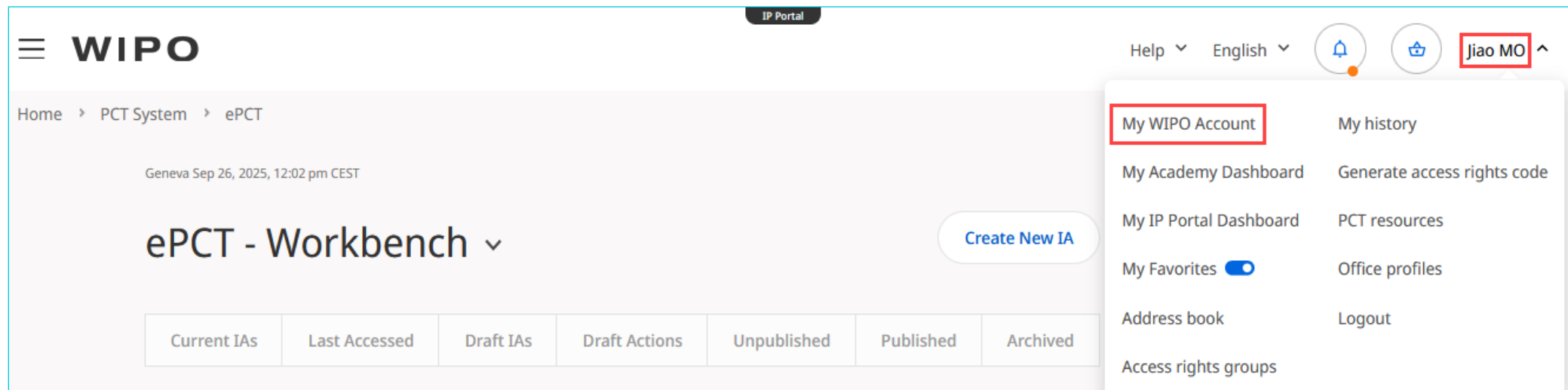
Connections (1)

- ❑ First step in sharing access rights to PCT applications
- ❑ Establish a connection between two WIPO Accounts with strong authentication
- ❑ Unlimited number of connections



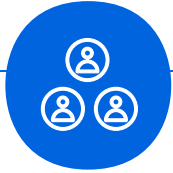
Connections (2)

- ❑ Connections are managed within WIPO Account
 - ❑ Select 'My WIPO Account' from the drop-down menu after clicking on the name of the user in the navigation bar




Types of Access Rights

Best practice - always have two e-Owners per IA



eOwner

- Complete control over the application in ePCT
- Can be the applicant, agent or another individual



eEditor

- Can take all actions except managing access rights



eViewer

- Can only 'View' and 'Download' documents

Access Rights Management

- ❑ Individual access rights
- ❑ Access rights groups
- ❑ Set up access rights groups to share access rights
 - at the time of creating a New IA
 - when cloning an existing application
 - when editing access rights

Access Rights when Filing using ePCT

Access rights is granted automatically when using ePCT-Filing

Access rights can be assigned to connections, including prior to filing

Access rights group can be set up and applied

Actions (1)

- ❑ Full suite of Actions available if logged in to ePCT with strong authentication and with eOwner/eEditor access rights to an application
- ❑ FAQ: [Using ePCT Actions](#)

▼ Actions

Select Action

Action *

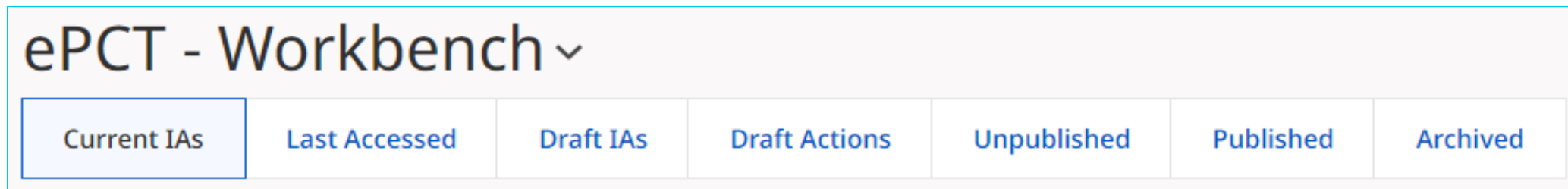
- Amendments Under Article 19 (text format only)
- Create Power of Attorney
- Declarations under Rule 4.17
- Licensing Availability Request
- Make international application available to DAS
- Observations on close prior art
- Obtain priority document from DAS
- > Online Payment
- Prepare and submit indications relating to biological material (RO/134)
- Request for Early Publication
- Rule 92bis change request
- Submit Chapter II Demand
- Translation for international publication
- > Update File Reference
- Upload Documents
- Withdraw Chapter II Demand
- Withdraw Designation(s)
- Withdraw Election(s)
- Withdraw International Application
- Withdraw Priority Claim(s)

Actions (2)

- ❑ 'Actions' should be used instead of the equivalent document upload
- ❑ The user benefits from pre-filled bibliographic data, automated validations to avoid errors, and time limit checks
- ❑ Data and documents submitted through Actions are directly imported for processing with no need for retyping (reduces potential transcription errors)
- ❑ Actions are subject to review by the recipient (the IB or any participating Offices in their capacity as RO, ISA, IPEA)
- ❑ Option to save Actions as a draft only available when logged in to ePCT with strong authentication

Workbench Functions (1)

- ❑ 7 pre-defined shortcut filter buttons to display applications filtered according to their status

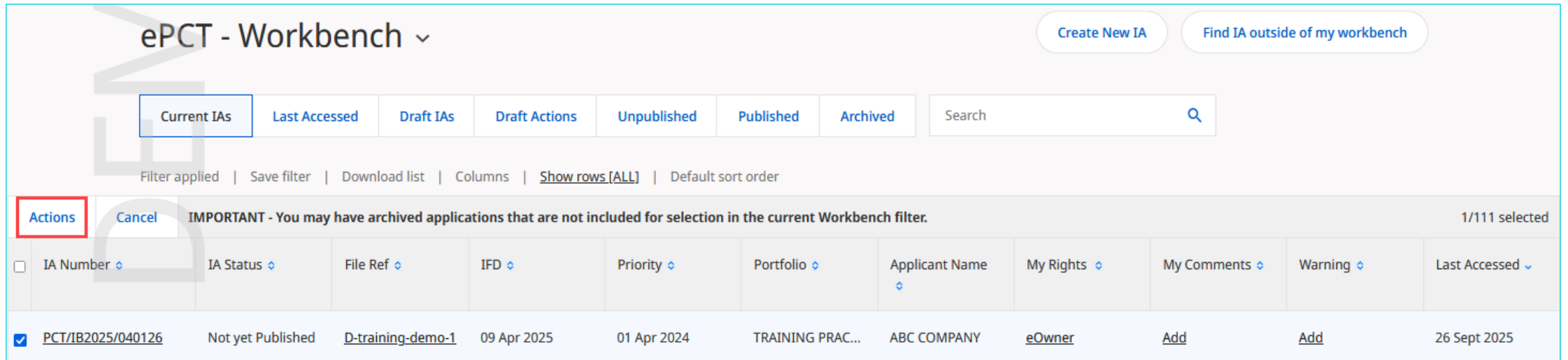


- ❑ If any applications have passed 30 + 2 months from the priority date, ePCT proposes to archive the applications

Consider archiving IAs for which the 30 month time limit [end of the international phase] has expired +2 additional months for entry into national phase in certain designated Offices [Archive](#)

Workbench Functions (2)

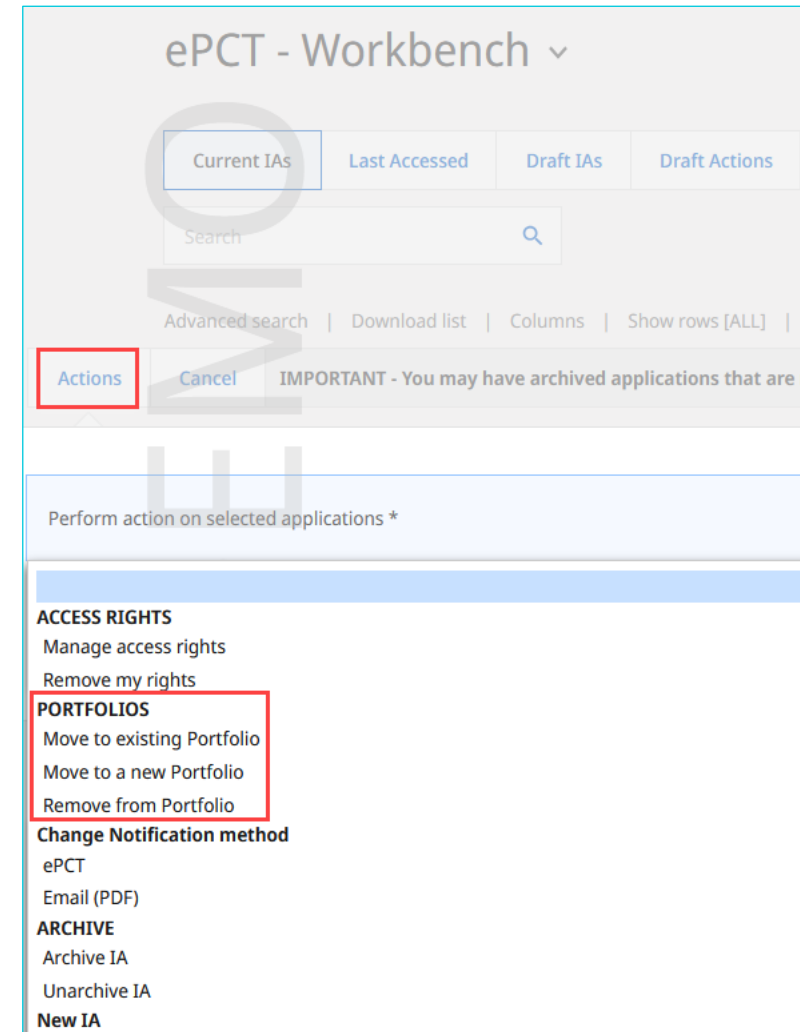
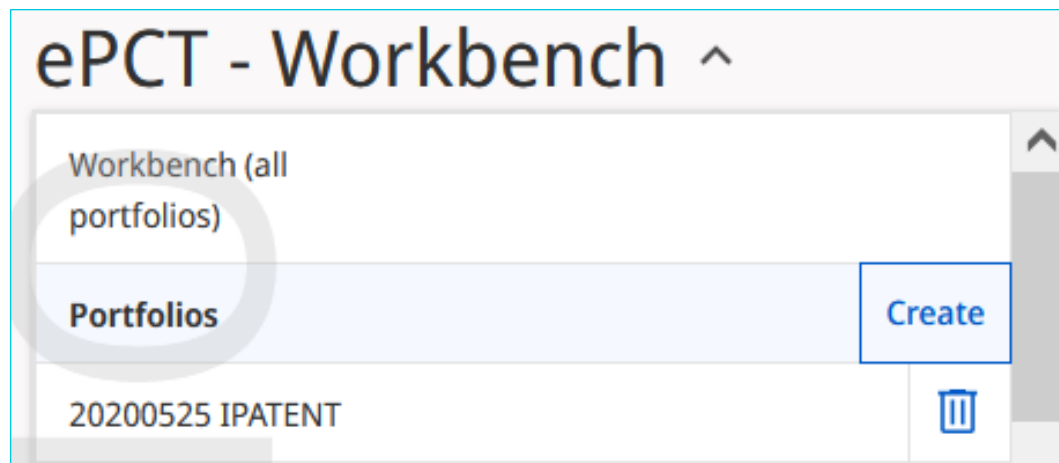
- ❑ Many combinations are possible with the Advanced search
 - ❑ Possible to extend the filter to archived IAs
- ❑ Workbench list can be downloaded to a spreadsheet
- ❑ Select one or more applications to reveal a bar that gives access to functions such as managing access rights and organizing applications into Portfolios



The screenshot displays the ePCT Workbench interface. At the top, there is a header "ePCT - Workbench" with a dropdown arrow. To the right are two buttons: "Create New IA" and "Find IA outside of my workbench". Below the header is a navigation bar with tabs: "Current IAs" (highlighted with a blue border), "Last Accessed", "Draft IAs", "Draft Actions", "Unpublished", "Published", and "Archived". A search bar is located to the right of these tabs. Below the navigation bar, there is a row of controls: "Filter applied", "Save filter", "Download list", "Columns", "Show rows [ALL]", and "Default sort order". A red box highlights the "Actions" button in the top left of the table area. To the right of the "Actions" button is a "Cancel" button and a warning message: "IMPORTANT - You may have archived applications that are not included for selection in the current Workbench filter." In the top right corner of the table area, it says "1/111 selected". The table has the following columns: IA Number, IA Status, File Ref, IFD, Priority, Portfolio, Applicant Name, My Rights, My Comments, Warning, and Last Accessed. The first row of data is: PCT/IB2025/040126, Not yet Published, D-training-demo-1, 09 Apr 2025, 01 Apr 2024, TRAINING PRAC..., ABC COMPANY, eOwner, Add, Add, 26 Sept 2025.

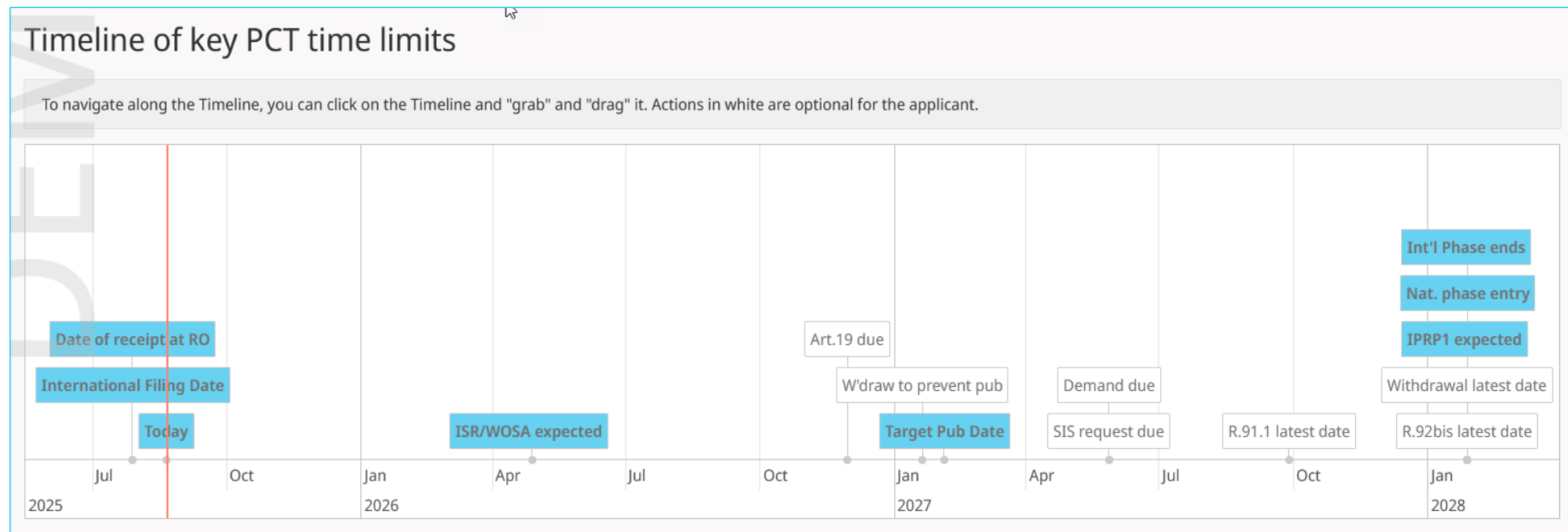
Portfolios

- ❑ User-defined, personal ‘virtual folders’ for grouping applications
- ❑ Deletion of PCT applications from a Portfolio or deletion of the Portfolio itself only deletes the virtual grouping, not the applications themselves



Timeline

- ❑ Date and time in Geneva, Switzerland, is displayed at the top of the screen to facilitate awareness of deadlines
- ❑ Graphical representation of PCT time limits
- ❑ Summary of key dates



ePCT Notifications

- Email alerts for most of these time limits can be set up in Notifications Preferences
- Strong authentication is required to benefit full configurations
- To specify the events in the lifecycle of a PCT application for which you want to receive notifications
 - Methods: email, ePCT notification list, or both notification methods

ePCT Notifications Preferences

Add filter | Columns | Preferences

Access Rights

Notify me about events in IAs where my access rights are

- eEditor
- eOwner
- eViewer

Method of Notification *

- Email + Notifications list in ePCT
- Email
- Notifications list in ePCT

Notify me about the following events for all IAs in my workbench

- I am eOwner and access rights are changed by another person
- Priority document(s) still outstanding and international publication is scheduled to take place in 2 weeks
- Priority document(s) still outstanding and the time limit under Rule 17.1(a) has expired
- Time limit for submitting Article 19 amendments expires in 2 weeks
- Technical preparations for publication scheduled to close in 2 weeks
- Time limit for submitting Rectification of Obvious Mistakes to ISA Office (Rule 91.1) expires in 2 weeks
- Republication event has been scheduled by the IB
- Time limit to request supplementary international search expires in 2 weeks
- Time limit to file Chapter II Demand expires in 2 weeks
- 30 month time limit (end of the international phase) expires in 1 month
- IA Warning added/modified
- New document processed and/or new form issued
- ePCT-Filing confirmation - documents and bibliographic data available in ePCT

Cancel OK

Business Continuity Service

Business Continuity Service (BCS)

- IMPORTANT - BCS is a backup solution to be used only if ePCT is unavailable for technical reasons or a user is unable to log in ePCT with the WIPO Account
- Please use ePCT system whenever possible to benefit from the full range of functions and validations

- Possible to file with 91 receiving Offices
- Upload documents to the IB only

IMPORTANT- This service is a backup solution and is not to be used as an alternative to creating a WIPO Account and using the ePCT System.

No access rights are assigned when filing using the ePCT Business Continuity Service. You will need to request access rights after receipt of Form PCT/IB/301 from the International Bureau.

ePCT Tutorial Videos

WIPO



IP Portal login

Understand & Learn ▾ Find & Explore ▾ Protect & Manage ▾ Partner & Collaborate ▾ About WIPO ▾

Home > ePCT > Tutorials > Applicants

ePCT Video Tutorials for Applicants

Watch our ePCT video tutorials to learn how to use ePCT to file and manage PCT applications, upload documents to the International Bureau and participating IP Offices, prepare and submit online Actions after filing, etc.

Related Link

- [ePCT Video Tutorials](#)

Table of contents

What's new in ePCT

[WIPO Account](#)

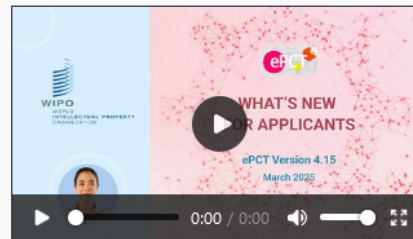
[ePCT-Filing](#)
[ePCT Filing in Docx format](#)

[ePCT Actions](#)

[Access Rights](#)

[ePCT General Features](#)

New releases of ePCT by WIPO include several updates aimed at enhancing the user experience. Key features and improvements are designed to streamline the process of filing and managing international patent applications, providing a more efficient and secure experience for all users.



Related Links

- [PCT Webinars](#)
- [ePCT User Guide for Applicants and Third Parties](#)

ePCT DEMO Mode

- ❑ URL of ePCT Demo: <https://pctdemo.wipo.int>
- ❑ Demo environment in which you can practice and familiarize yourself with ePCT
- ❑ **Do not use confidential or sensitive data in the ePCT demo environment**
- ❑ **BE CAREFUL NOT TO CONFUSE DEMO MODE WITH PRODUCTION MODE!**

HELP with ePCT (1)

- ❑ Use the 'HELP' link in the ePCT navigation bar
- ❑ FAQs and user documentation
 - ❑ Database of help information (use 'Search' feature to pinpoint a topic in FAQs)
 - ❑ ePCT Webinar recordings
 - ❑ ePCT tutorial videos
- ❑ PCT reference data look-up
 - ❑ Basis for extensive validations in the system, Office profiles, closed dates, fee amounts, etc.

HELP with ePCT (2)

- ❑ PCT eServices Help Desk

- ❑ Tel: +41 22 338 9523

- ❑ E-mail: pct.eservices@wipo.int

- ❑ Monday to Friday, 9 am-6 pm Central European Time



Thank you!