

■ What's New for Applicants in ePCT

<https://pct.wipo.int>



Introduction

■ New version released on 28 June 2022

■ [What's New for Applicants in ePCT](#)

- ❑ WIPO Standard ST.26 for Sequence Listings
- ❑ ePCT-Filing: Names, DAS option, Signature, etc
- ❑ ePCT Timeline and Notifications
- ❑ Online Action: Article 19 amendments
- ❑ Generating eOwnership code
- ❑ Push notification & Recovery e-mail

WIPO Standard ST.26 for sequence listings

- [WIPO Standard ST.26](#) applies for applications filed on or after 1 July 2022
- WIPO Sequence software should be used to create sequence listings in compliance with WIPO Standard ST.26, in XML format
- ST.25 still applies for applications filed before 1 July 2022 (.txt, .app, .zip)
- BiSSAP (EPO) & PatentIn (USPTO) can only be used to produce ST.25 sequence listings

WIPO Standard ST.26 for sequence listings in ePCT

- Maximum file size for upload of an ST.26 sequence listings in ePCT is 50MB (XML, preferably zipped)
- For US, IL applications, sequence listings should be uploaded to the RO's website together with the .zip filing data package created in ePCT
 - the corresponding box should be checked when preparing the Request

Description (No. of pages) 10	Drawings (No. of pages) 2
Claims (No. of pages) 2	Figure of the drawings which should accompany the abstract: [or '0' if none] * 1
Abstract (No. of pages) 1	<input checked="" type="checkbox"/> Sequence listing part of the description in XML format [.xml or .zip] will be submitted with this data package at the time of filing
<input type="checkbox"/> The abstract contains Formula[e]	

WIPO Sequence: Installation & Updates

- Download WIPO Sequence from <https://www.wipo.int/standards/en/sequence/index.html>
- Available for Windows, Mac OSX and Linux O/S
- ALWAYS UPDATE TO THE LATEST VERSION (version 2.1.1)
- Auto-update functionality – indicates when new version available
- Patches for bugs will be provided as required
- User manual available at: <https://www.wipo.int/export/sites/www/standards/en/sequence/wipo-sequence-manual-2-1-0.pdf>

WIPO Sequence: Reported bugs

- All know issues with a particular version are provided here:

<https://www3.wipo.int/confluence/display/WSSKB/Trouble-shooting>

- 3 critical bugs reported:

- Duplicate qID values being generated by the tool (ST26T-2906)
- Non Latin characters not allowable in non English qualifier value (resolved in v2.1.1) –ST26T-2905
- Feature table not being generated for certain sequences –ST26T-2907

WIPO Sequence: Bug workarounds

■ For ST26T-2906:

- If you see the error “*the qualifier id attribute is not unique to one qualifier in the listing*”, then please delete the relevant qualifier and recreate it.
- Alternatively, always create and save a feature first before adding a qualifier

■ For ST26T-2907:

- Validate your generated sequence listing before filing to catch this problem
- Follow the 9 steps set out here:

<https://blog.oppedahl.com/wp-content/uploads/2022/07/PCT-Update-%E2%80%93-technical-issue-in-WIPO-Sequence-software.pdf>

WIPO Sequence: Resources

- Training recordings can be found at:
https://www.wipo.int/meetings/en/topic.jsp?group_id=330
- WIPO ST.26 and Sequence knowledge base can be found at:
<https://www3.wipo.int/confluence/display/WSSKB/WIPO+Sequence+and+ST.26+Knowledge+Base+Home>
- Subscribe for important updates at:
<https://www.wipo.int/standards/en/sequence/signup.html>
- Contact us at:
https://www3.wipo.int/contact/en/area.jsp?area=wipo_sequence

ePCT-Filing – adding a translation of the ST.26 sequence listings

- Shortcut button to add a translation of the sequence listing, if the language-dependent free text does not match the language in which the international application will be published

The screenshot displays the WIPO PCT ePCT-Filing interface for application T-AB-220322. The top navigation bar includes links for PRIORITY, DESIGNATIONS, NAMES, SEARCH, DECLARATIONS, BIOLOGY, DOCUMENTS, FEES, SIGNATURE, VALIDATION, ACCESS RIGHTS, and HISTORY. The application ID T-AB-220322 is prominently displayed. Below the ID, there are buttons for 'Save draft', 'Preview R0/I01', 'Close', and 'Review & File'. A metadata section contains the following information: R0/IB - International Bureau of WIPO; Applicant/agent's file reference T-AB-220322; Current date and time at recipient Office Tuesday, March 22, 2022 4:30 pm CET; Filing method ePCT-Filing; Make available in DAS Yes; Language of Request EN - English; Language of filing of the international application IT - Italian. At the bottom, two buttons are visible: 'Add Translation for International Publication' and 'Add translation of sequence listing for international publication', with a red arrow pointing to the latter.

ePCT-Filing – adding a translation of the ST.26 SL for international search

- Shortcut button to add a translation of the sequence listing, if the language-dependent free text is not a language accepted by the selected ISA

INTERNATIONAL SEARCH 1 issue

Will require correction but does not prevent filing: [27.27] A translation is required for international search.

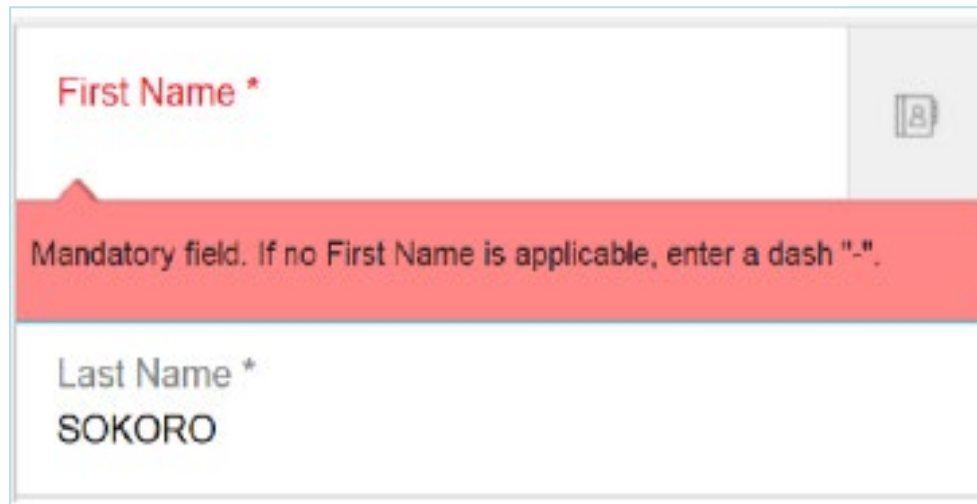
ISA/KR - Korean Intellectual Property Office ✎

Use of earlier search and classification results Add translation for international search **Add translation of sequence listing for international search**

↑

ePCT-Filing & Actions – validation of Names

- If either the first name or the last name is not applicable for a given person, a validation message indicates that a dash "-" is to be entered instead



The image shows a screenshot of a web form with two input fields. The top field is labeled "First Name *" and is currently empty. A red error message is displayed below this field, stating: "Mandatory field. If no First Name is applicable, enter a dash '-'." The bottom field is labeled "Last Name *" and contains the text "SOKORO".

ePCT-Filing – DAS option for providing the priority document to the IB

- If the Office with which the earlier application was filed is a DAS depositing Office, ePCT informs users that DAS is an applicable option if they are in possession of the access code

PRIORITY CLAIMS

1 issue

Information only: [6.47] [US - 28 Jul 2021 - 12/345,678] This priority document might be available via the WIPO Digital Access Service (DAS). If you select DAS as the option for providing the priority document to the IB and you are in possession of the DAS access code, the International Bureau can retrieve it automatically after filing.

Type National	Filing Date 28 July 2021	Application number 12/345,678
Country/Office US	Priority document To be provided by the applicant	File Name
DAS access code		Restoration

ePCT-Filing – information message regarding pre-conversion files

- If the uploaded specification is in PDF format and the RO accepts them, ePCT advises users to attach pre-conversion files as a safeguard

DOCUMENTS

Information only: | The attached specification is in PDF format. As a safeguard against conversion errors, you are advised to attach the original specification in pre-conversion format in the Accompanying Items.

IMPORTANT - If the documents making up the international application have been prepared by conversion from a different document format, you are advised to attach a zip file containing the documents in the pre-conversion format, e.g., as WORD files. Including the pre-conversion documents is free of charge and may be used to perform automated validation checks for expedited processing by the receiving Office.
[Add pre-conversion files](#) [Learn More](#)

Add sequence listing part of the description

The specification is attached as: **PDF format** - single specification for description, claims, abstract [drawings can be included or attached separately]
Single specification document [New IA Single Spec_3_2_1.pdf](#) EN - English (6 pages) 25.5 KB [View document as it will be rendered at the IB](#)

ePCT-Filing & Actions – text string signatures

- If the current user is the selected signatory, an autofill function copies the signatory name to the text signature field to avoid retyping

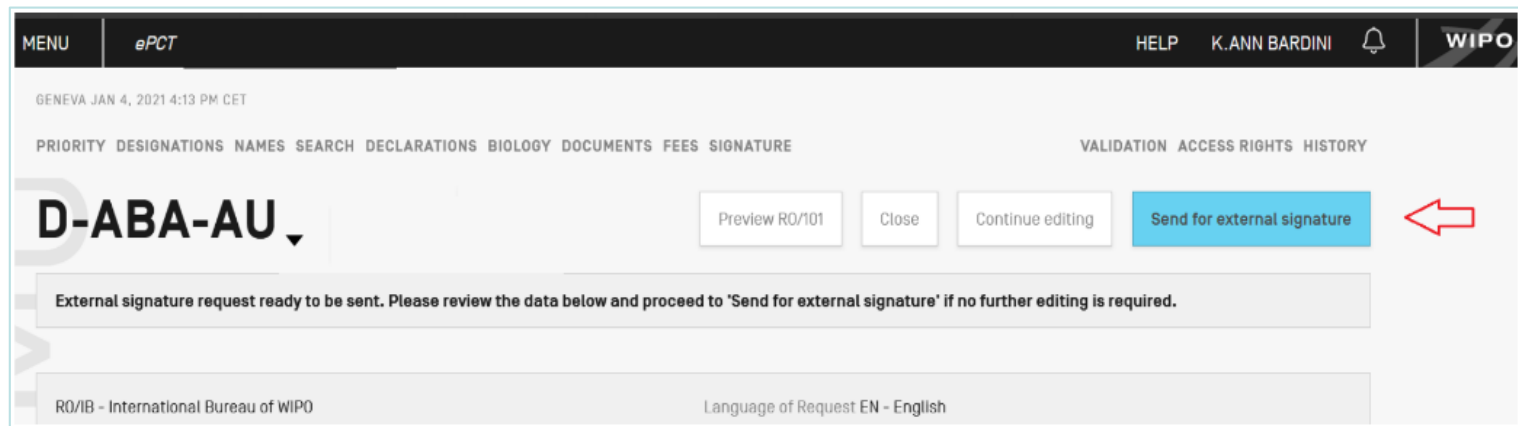
The screenshot shows a form titled "SIGNATURE" with the following fields:

- Name ***: ADDINGTON, Jane (Agent)
- Signature type ***:
 - Text signature
 - Image signature
 - External signature
- Signature (should include full name) ***: / Jane ADDINGTON

A red box highlights a button labeled "Autofill with signatory name" next to the signature field. A red arrow points from this button to the signature text. Below the signature field, a message states: "Full name automatically added as text signature".

ePCT-Filing – external signature of the request form

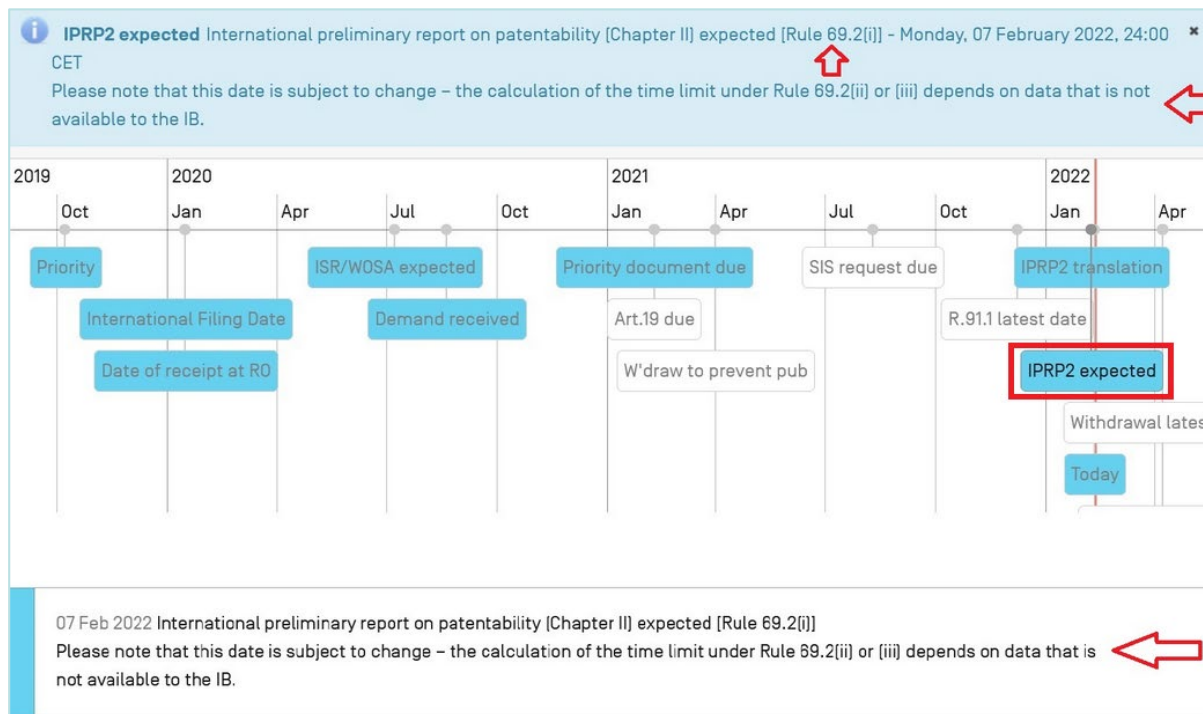
- An additional ‘Send for external signature’ button has been added in the header in addition to appearing at the bottom of the screen



The screenshot displays the ePCT filing interface. At the top, there is a dark header bar with 'MENU' on the left, 'ePCT' in the center, and 'HELP', 'K.ANN BARDINI', a notification bell icon, and the 'WIPO' logo on the right. Below the header, the date and time 'GENEVA JAN 4, 2021 4:13 PM CET' are shown. A navigation menu includes 'PRIORITY', 'DESIGNATIONS', 'NAMES', 'SEARCH', 'DECLARATIONS', 'BIOLOGY', 'DOCUMENTS', 'FEES', 'SIGNATURE', 'VALIDATION', 'ACCESS RIGHTS', and 'HISTORY'. The main content area features a large 'D-ABA-AU' identifier. To its right are four buttons: 'Preview RO/101', 'Close', 'Continue editing', and 'Send for external signature'. A red arrow points to the 'Send for external signature' button. Below the buttons, a message states: 'External signature request ready to be sent. Please review the data below and proceed to 'Send for external signature' if no further editing is required.' At the bottom of the interface, it shows 'RO/IB - International Bureau of WIPO' and 'Language of Request EN - English'.

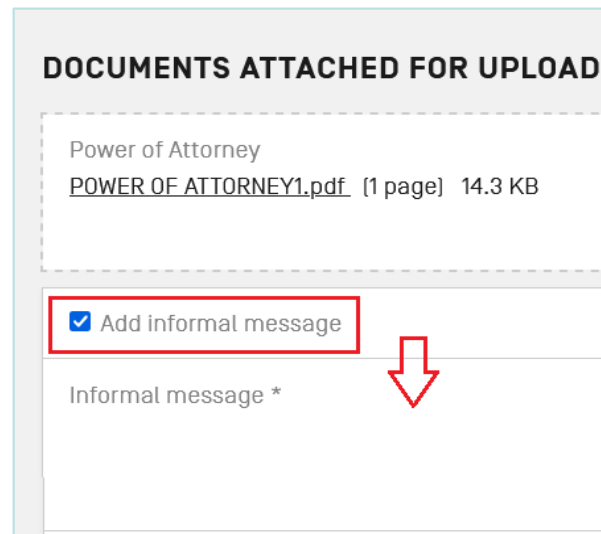
ePCT Timeline – expected date for IPRP II

- Clarification added – the date for establishing the IPRP2 is only an "expected" date as certain dates for the calculation of the time limit under PCT Rule 69.2 might not be available to the IB



ePCT Action – adding informal message to ePCT Cover letters

- Checking the box shown below allows the informal message field to be filled in only if additional information needs to be provided
- No need to indicate the document type in the informal message and the Cover letter automatically lists the documents attached



DOCUMENTS ATTACHED FOR UPLOAD

Power of Attorney
POWER OF ATTORNEY1.pdf [1 page] 14.3 KB

Add informal message

Informal message *

A red arrow points from the 'Add informal message' checkbox to the 'Informal message *' field.

ePCT Action – Article 19 amendments

- A more user-friendly interface is now available for preparing a standardized accompanying letter

LETTER ACCOMPANYING THE AMENDMENTS

It is recommended to prepare a standardized accompanying letter with the help of the interface in order to ensure compliance with Article 19 and Rule 46. [Learn More](#)
For each claim [or set of claims] that is 'amended' or 'added' you must indicate the basis for the amendment.

The accompanying letter must mention all of the claim numbers in the amendments.
Total number of claims in the amendments: 8
Number of claims unchanged, amended and added in the accompanying letter: 9

Unchanged

Claim numbers in amendments [e.g. 1,3,5-10]
1-3

Amended

Claim numbers in amendments [e.g. 1,3,5-10]
4-6, 7

Basis *
This is the text explaining the basis for amending these claims.

Added

Claim numbers in amendments [e.g. 1,3,5-10]
8

Basis *
This is the text explaining the basis for adding this claim.

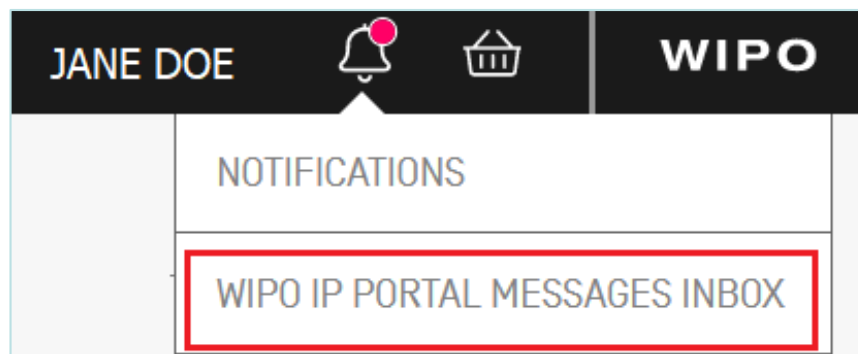
Cancelled

Original claim numbers [e.g. 1,3,5-10]
7

Basis *
This is the text explaining the basis for cancelling this claim.

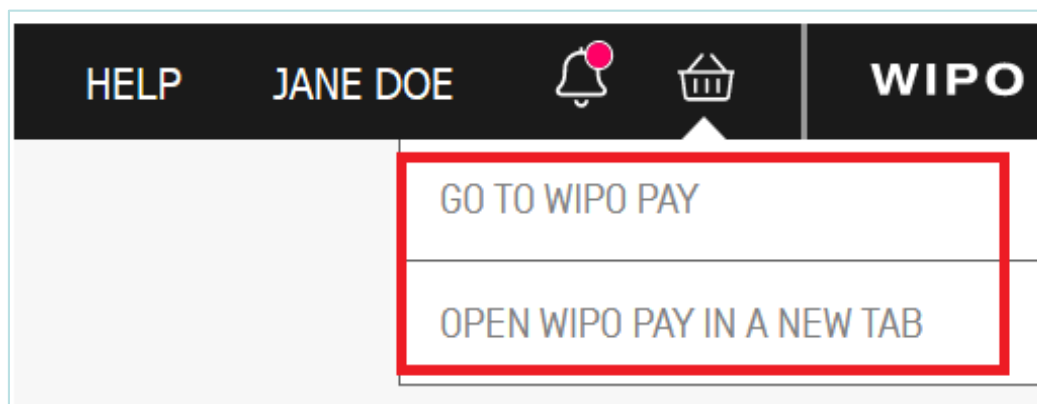
Notifications

- Bell icon in the navigation bar now offers access, in addition to the ePCT Notifications, to any messages generated by other WIPO IP services integrated in the IP Portal, such as WIPO Pay, for a given user's WIPO Account



Shortcut to WIPO Pay


- Direct link to access WIPO Pay platform (recommended to open in a new tab)



Generating eOwnership code

- Reference to PCT-SAFE has been removed when generating eOwnership code for filing using ePCT-compatible software

GENERATE eOWNERSHIP CODE FOR USE WHEN FILING WITH ePCT-COMPATIBLE SOFTWARE

Generate an eOwnership code to set up ePCT access rights as part of the filing process when using ePCT-compatible software. 

This eOwnership Code can only be used at the time of filing, for one application and is not applicable when using ePCT-Filing.

IMPORTANT – You have already set up more than one default access rights group. You must specify to which group default access rights should automatically be assigned.

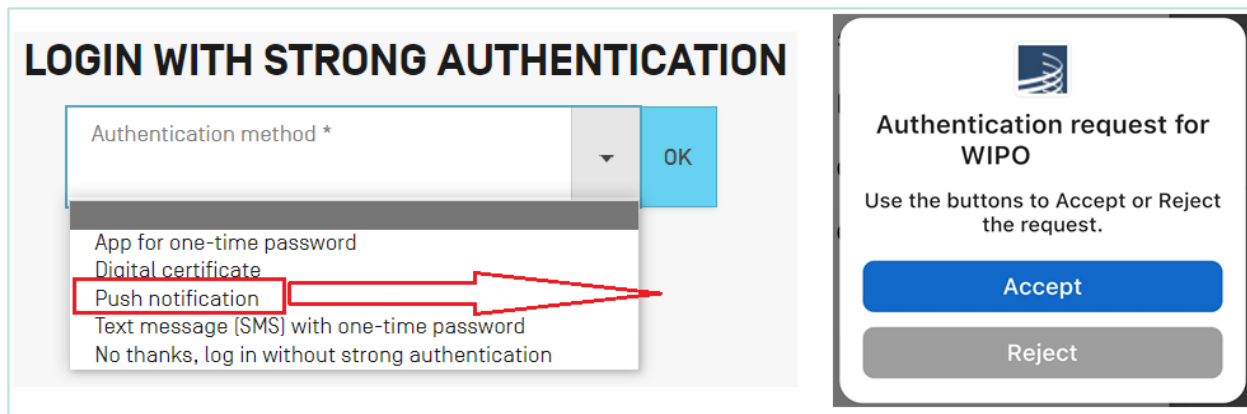
Access rights *

Please select an access rights group

Generate code

WIPO Account – Push notification

- New strong authentication option - [Push notification](#)
 - Install the ForgeRock app on a mobile device and then register it with your WIPO Account



WIPO Account – Recovery e-mail

- In case you cannot access the e-mail address associated with your WIPO Account, the recovery e-mail allows you to retrieve forgotten Username or password


MY WIPO ACCOUNT Close

Username	JANEDOE	
Customer ID	user_US_DOE_JANE_4419	
First/Given name(s)	Jane	
Last Name	DOE	
Company/Organization	Doe & Co.	
Phone	+ 1 234 5678	
Address	1 Fifth Avenue New York, NY 12345 United States of America	
Country or territory	United States of America	
Preferred communication language	English	

E-mail	jane.doe@doe.com	
--------	------------------	--

RECOVERY E-MAIL [OPTIONAL]

It is recommended to add a recovery e-mail address in case you need to recover your Username or password and can no longer access the e-mail address of your WIPO Account. The recovery e-mail must be an **individual** e-mail address and **cannot be used with another WIPO Account**.



ePCT HELP

- PCT Operations Customer Support Section
 - Tel: +41-22-338-9523
 - Email: pct.eservices@wipo.int
 - Live Chat & Web Contact Form available via FAQ answers
 - Monday to Friday, 9am-6pm Geneva time

Thank you!

