



WIPO | PCT

**The International
Patent System**



ePCT

ePCT Overview

- Getting started <http://pct.wipo.int/ePCT>
- ePCT private services and ePCT public services
- eOwnership of PCT applications
- eHandshakes and sharing of access rights
- Features and functions
- Future developments

What is ePCT?

- Online portal that provides PCT services for both applicants and Offices
- Available since May 2011
- Provides secure and direct interaction with PCT applications maintained by the International Bureau
- ePCT-Filing - Web-based filing of PCT applications (since October 2013)
- Applicants can conduct most PCT transactions electronically with the International Bureau

ePCT modes

■ ePCT private services

- Authentication using both a WIPO User Account (username and password) and a digital certificate
- Access to full range of services and functions
- Access to PCT applications filed as of January 1, 2009, including before publication

■ ePCT public services

- Only a WIPO User Account (username and password) is required
- Limited functionality (document upload and third party observations) for all PCT applications regardless of filing date

ePCT private services

- <http://pct.wipo.int/epct>
- Create a WIPO User Account using the WIPO Accounts service
- Obtain/Upload a “supported” certificate
 - WIPO digital certificate
 - EPO digital certificate (smart card)
 - JP SECOM digital certificate
 - KIPO digital certificate
- Note: USPTO digital certificates are NOT supported

WIPO Digital Certificate

- A small electronic file with data that identifies the user (must be installed in your browser in order to authenticate access to ePCT private services)
- Available free-of-charge from WIPO, valid 2 years, renewable
- One-time opportunity to download the requested digital certificate (must be done within a week)
- Backup the digital certificate
 - Export and password protect the digital certificate (for details see the [ePCT Applicant User Guide](#))
 - E-mail the digital certificate to yourself and/or save it on a USB stick

ePCT public services (1)

- Create a WIPO User Account using the WIPO Accounts service

- <https://pct.wipo.int/wipoaccounts/ePCT/public/register.jsf>

- Documents can be uploaded for all PCT applications which are available in the electronic processing system of the International Bureau

- User Guide for Document Upload available

- http://www.wipo.int/export/sites/www/pct/en/epct/pdf/transition_to_epct_for_document_upload.pdf

ePCT public services (2)

The screenshot shows the ePCT public services interface for the application PCT/US2012/888890. The interface includes a navigation bar with tabs for 'ePCT', 'Search IA', 'My History', 'Portfolios', and the current application ID 'PCT/US2012/888890'. Below this, there are three tabs: 'File View', 'Upload Documents' (highlighted with a red circle), and 'Third Party Observations'. The main content area displays metadata for the application, including the International Filing Date (11 Apr 2012), Portfolio (FANTASTIC_INVENTIONS), and Processing Team at IB (PT01). Below the metadata, there are instructions: '1. Select document type >> 2. Add document >>'. A list of document types is shown, including 'Article 19 Amendments', 'Supplementary International Search', 'Other', 'Declarations under Rule 4.17', 'Corrections/Rectifications', and 'Withdrawal under Rule 90bis'. At the bottom of the list, there is a button labeled '+ Add Document (.pdf)' which is also highlighted with a red circle.

ePCT Search IA My History Portfolios PCT/US2012/888890

PCT/US2012/888890

File View Upload Documents Third Party Observations

International Filing Date : 11 Apr 2012

Portfolio : FANTASTIC_INVENTIONS

Processing Team at IB : PT01 [Send ePCT Message](#)
Tel. +41 22 338 95 23
Email address epct@wipo.int

1. Select document type >> 2. Add document >>

- Article 19 Amendments
 - Letter accompanying Amended claims
 - Amended Claims Statement
 - Amended Claims
- + Supplementary International Search
- + Other
- + Declarations under Rule 4.17
- + Corrections/Rectifications
- + Withdrawal under Rule 90bis

+ Add Document (.pdf)

ePCT-Filing

- Web-based filing of PCT applications filed in any language
- Real-time validation of data against the electronic processing system of the International Bureau
- Available to all PCT applicants
- For filings with RO/IB and other participating Offices
- Request form can be prepared in all PCT languages (except for Arabic which will be added in the future)
- Specification in PDF format (text-based formats coming soon)

eOwnership of PCT applications

- Right to access and manage a PCT application in ePCT
- Process is automatic when using ePCT-Filing
 - Access rights can be pre-assigned
- If ePCT-Filing is not used, additional steps are required to take eOwnership

Taking eOwnership

- At the time of electronic filing using PCT-SAFE or eOLF software
- Subsequent to electronic filing using a supported digital certificate
- Paper-filed applications or electronically-filed applications with non-supported digital certificate
- All other cases
- Multiple applications

Taking eOwnership PCT-SAFE or eOLF electronic filing

WIPO PCT
The International Patent System

WORLD INTELLECTUAL PROPERTY ORGANIZATION

Current time in Geneva, Switzerland 🇨🇭 Wednesday, 19 February 2014, 11:16 CET

ePCT eOwnership Notifications My History Portfolios Workbench ePCT-Filing Draft Actions

Default access rights to be given to my eHandshake users when I am confirmed as eOwner

Manage my default access rights [Edit/view](#)

Confirm eOwnership

All fields marked with * are mandatory

Confirm eOwnership Single IA Multiple IAs

International Application Number * :

International Filing Date * : 📅

Confirmation Code * ⓘ :
Only for unpublished IAs

[Confirm](#) [Clear](#)

Request eOwnership Code for use in PCT e-filing software

Request eOwnership Code [Request Code](#)
For use at the time of filing a new application

Taking eOwnership PCT-SAFE electronic filing

eOwnership Code

Copy/Paste your Customer ID and eOwnership Code to the fields on the e-filing software signature screen.

NOTE: This eOwnership Code can only be used at the time of filing, for one application **and is not required when using ePCT-Filing.**

Customer ID	user_CA_SIM_QUAN-LING_0554
eOwnership Code	SX9AGZUATV3WM0

Signature

Legal Signature

Alphanumeric

Facsimile

Advanced Digital (No more signatures can be applied - this signature should be finalizing the signing process.)

Assign eOwnership in ePCT (optional)

ePCT Customer ID:

ePCT eOwnership code:

Apply Signature Cancel

Taking eOwnership eOLF electronic filing

Sign Application

Select an entry from the list, choose the type of signature and enter the corresponding details.

Applicants
METCALFE, AINO
<other>
Representatives
<other>

Sign for applicant METCALFE, AINO:

Applicant Name: METCALFE, AINO

ePCT Customer ID: er_CH_METCALFE_AINO_7918

ePCT eOwnership code: GXDRQZ25KF6920

Type of signature:

Smart Card
 Soft Certificate
 Alphabetical
 Facsimile

Smart card details:

Enter PIN Code: *****

Place of Signing: Geneva

Save settings as default (Can be changed in preferences)

Sign Close

Taking eOwnership PCT-SAFE or eOLF electronic filing

- Indications provided at the time of filing will be verified by the International Bureau against the record in ePCT
- eOwnership automatically assigned
- Timing depends on the receiving Office (RO)
 - Filings at RO/IB: more or less immediately after filing
 - Filing made at other ROs: only when the Record Copy is received at the International Bureau

Taking eOwnership

After electronic filing of an unpublished application

- Unpublished e-filed applications using a supported digital certificate
 - Both the e-filing and ePCT digital certificates must match
 - Enter the confirmation code in the bottom right-hand corner of Form PCT/IB/301
 - eOwnership automatically assigned

The International Bureau of WIPO 34, chemin des Colombettes 1211 Geneva 20, Switzerland	Authorized officer Bardini Ann e-mail pt04.pct@wipo.int Telephone No. +41 22 338 74 04
Facsimile No. +41 22 338 82 70 Form PCT/IB/301 (July 2010)	<input type="text" value="1/EYK64AFLSN7PW0"/>

WIPO | PCT
The International
Patent System

Taking eOwnership Paper or non-supported digital certificate

- Applications filed on paper or with non-supported digital certificate (unpublished applications only)
- Enter PCT/IB/301 confirmation code
- Will trigger an on-line form for the International Bureau to approve or reject the request

ePCT | eOwnership | Notifications | My History | Portfolios | Workbench | Filing

eOwnership ⓘ

All fields marked with * are mandatory

Confirm eOwnership Single IA Multiple IAs

International Application Number * : FI1230012

International Filing Date * : 1/1/2012

Confirmation Code * : MGPLAAG69XMVCO
Only for unpublished IAs

✘ ePCT cannot detect and validate any digital certificate used to file this international application.

Do you want to request eOwnership from the IB? [Yes](#)

ePCT | **eOwnership** | Notifications | MyHistory | Portfolios | Workberch

eOwnership request

Please complete the form below to request a new confirmation code from the International Bureau.

International Application Number : PCT/US10/49438

International Filing Date : 20 Sep 2010

First Name : Tamira

Last Name : Lombardi

Customer ID : user_VG_LOMBARDI_TAMIRA_0#18

Email : tamira.lombardi@wipo.int

Telephone Number :

Address * :

Company Name :

Company Address :

Position in company :

Role in IA * : Agent Applicant Common Representative Address for Correspondence


Message :

Taking eOwnership Other Cases

- For all other cases, by online request to the International Bureau, e.g., published applications, Rule 92*bis* changes


Search by IA number

ePCT | **eOwnership** | Notifications | My History | Portfolios | Workbench


eOwnership 

Confirm eOwnership Single IA Multiple IAs

International Application Number :

International Filing Date : 

Confirmation Code :

 The confirmation code is no longer valid for the following reason:
-92bis change since filing.

Do you want to request a new confirmation code from the IB? [Yes](#)

eOwnership approval by the IB

- Only requests from persons on the file of a PCT application can be approved
 - Applicant, agent, person appointed as address for correspondence, person named on the transmittal receipt for e-filed applications
- If the International Bureau cannot match the request with a person on the file, form PCT/IB/345 containing the confirmation code will be sent to the address for correspondence
- The notification also contains the contact details of the requestor, so that the person at the address for correspondence can pass on the confirmation code if appropriate

Sharing of Access Rights – eHandshake (1)

- First step in providing access to PCT applications
- Consists in the association and trusted recognition between different WIPO User Accounts
- eHandshakes do not directly result in shared access rights which have to be specifically assigned (default access rights options can be pre-defined)
- eHandshake screen is hosted in WIPO Accounts (your name at the top of the screen functions as a shortcut link, or select “My Account” from the cogwheel)

Sharing of Access Rights – eHandshake (2)

■ Request new eHandshake

- If you know the associate's customer ID, enter it in the corresponding field

The screenshot displays the 'eHandshakes' section of the WIPO PCT user interface. On the left, there are navigation menus for 'WIPO ACCOUNTS', 'ePCT', 'FUNCTIONS', and 'HELP'. The main content area is titled 'eHandshakes' and includes a sub-section 'Initiate eHandshake' which shows the user's current Customer ID as 'user_TT_LOMBARDI_TAMIRA_7595'. Below this, the 'Request new eHandshake' section prompts the user to 'Enter the Customer ID of the user to whom you want to send an eHandshake request:'. A text input field labeled 'Customer ID *' is highlighted with a red border, and a 'Request eHandshake' button is positioned below it.

- If you do not know the associate's customer ID, send yours by e-mail so that the associate can initiate the process

Types of Access Rights

- eOwner

- Complete control over all aspects of the PCT application

- eEditor

- Can do everything except assign access rights

- eViewer

- “Look” but don’t “Touch”

- Full history of all access rights modifications is available

- Assignment of access rights for multiple applications

- Access rights automatically assigned to default list of eHandshake users

Assigning and Managing Access Rights

- An eOwner can give access rights to other persons, change the type of access right, and remove them via the Workbench or the Access Rights of each application

Assign New Rights

To assign rights to another person you must first have established an [eHandshake](#)

Users with existing rights	New Rights
Silke Weiss	eOwner
Anita-Eva Zandrini 	eOwner
Ann Bardini 	eViewer

Select eHandshake user(s) to add	New Rights
<input type="checkbox"/> Prefill my default access rights options 	
Atsushi SHIOMI	
Quan-Ling Sim	

Apply Changes Cancel

Workbench

- List of all PCT applications to which you have access (eOwner, eEditor, eViewer)
- The Workbench contains a number of columns
 - IA Number
 - IA Status
 - File Ref
 - [...]
- Various filter options can be applied to the Workbench
- Clicking on a PCT application will open up a detailed File View

File View

- Access to the PCT file maintained by the International Bureau (documents plus up-to-date bibliographic data)
- Front-page preview
- My Comments (visible only to the current ePCT user)
- Warning (viewable to all users who have access rights)
- Information about the target date for international publication
- Indications about the public availability of each document type
- Direct link to the PCT application in PATENTSCOPE (as of the publication date)

Notifications

■ Preferences

- Specify the events in the lifecycle of a PCT application for which you want to receive notifications
- Manner and type of notifications

■ Filters

- Received date, read date, date range

■ Clearing notifications

- Removing notifications from the list

My History

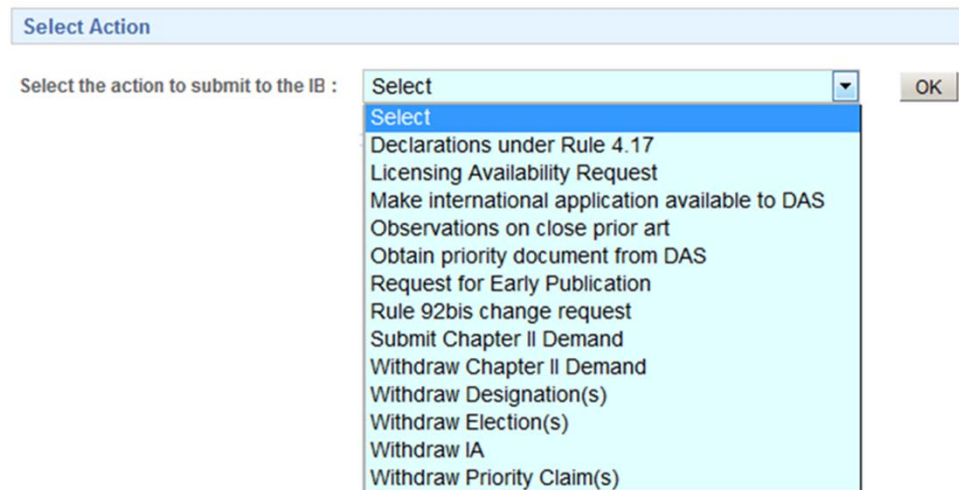
- All actions that “you” as a user have performed in ePCT
- Default view is for the last one week period
- There is also a similar History function within each PCT application which includes all actions by all ePCT users and some actions taken by the International Bureau

Portfolios

- User-defined personal folders for filing and grouping PCT applications
- PCT applications contained in portfolios are links to applications contained in the workbench
- Deletion of PCT applications from a portfolio only deletes the folder link, not the applications themselves

Actions (1)

- “Actions” can only be submitted to the International Bureau (currently)



The screenshot shows a web interface titled "Select Action". Below the title is a label "Select the action to submit to the IB :" followed by a dropdown menu. The dropdown menu is open, displaying a list of actions. The first item is "Select", which is highlighted in blue. The other items in the list are: "Declarations under Rule 4.17", "Licensing Availability Request", "Make international application available to DAS", "Observations on close prior art", "Obtain priority document from DAS", "Request for Early Publication", "Rule 92bis change request", "Submit Chapter II Demand", "Withdraw Chapter II Demand", "Withdraw Designation(s)", "Withdraw Election(s)", "Withdraw IA", and "Withdraw Priority Claim(s)". To the right of the dropdown menu is an "OK" button.

- The user benefits from pre-filled bibliographic data and automated validations to avoid errors

Actions (2)

- Data submitted through “Actions” are directly imported for processing with no need for retyping (reduces potential transcription errors)
- All “Actions” are subject to review by the International Bureau
- “Actions” should be used instead of the equivalent document upload
- Option to save “Actions” as a draft

Upload Documents (1)

- Documents (PDF) can be uploaded for all PCT applications that are available in the electronic processing system of the International Bureau
- Simple, secure alternative to sending documents by mail or fax
- Types of document selectable for upload depend on the recipient selected

PCT/AT2014/080001 - File ref. AT-filing

File View **Upload Documents** Time Line Access Rights History

Applicant(s) FRANK, Ulrich Inventor(s) FRANK, Ulrich
[show more >>>](#)

1. Select recipient >>

Recipient	Electronic routing method	Current date and time at recipient Office
<input checked="" type="radio"/> IB	ePCT ⓘ	Thursday, 30 January 2014, 13:13 CET
<input type="radio"/> RO	ePCT Notification ⓘ	Thursday, 30 January 2014, 13:13 CET
<input type="radio"/> ISA	ePCT Notification ⓘ	Thursday, 30 January 2014, 13:13 CET

2. Select document type >>

Select document type:

- + Article 19 Amendments
- + Supplementary International Search
- + Other
- + Declarations under Rule 4.17
- + Corrections/Rectifications
- + Withdrawal under Rule 90bis

+ Add Document (.pdf)

PCT/AT2014/080001 - File ref. AT-filing

File View **Upload Documents** Time Line Access Rights History

Applicant(s) FRANK, Ulrich Inventor(s) FRANK, Ulrich
[show more >>>](#)

1. Select recipient >>

Recipient	Electronic routing method	Current date and time at recipient Office
<input type="radio"/> IB	ePCT ⓘ	Thursday, 30 January 2014, 13:13 CET
<input checked="" type="radio"/> RO	ePCT Notification ⓘ	Thursday, 30 January 2014, 13:13 CET
<input type="radio"/> ISA	ePCT Notification ⓘ	Thursday, 30 January 2014, 13:13 CET

2. Select document type >>

Select document type:

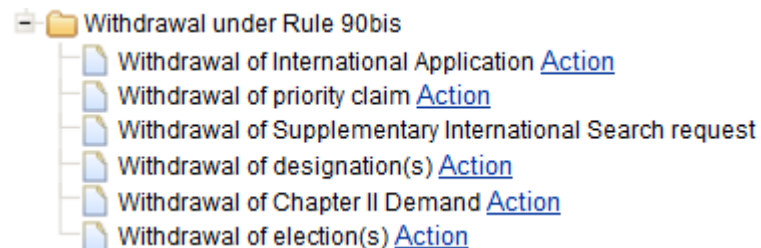
- + Corrections
- + Declarations under Rule 4.17
- + Other
- + Rectification of obvious mistakes
- + Translations
- + Withdrawal under Rule 90bis

+ Add Document (.pdf)

Patent System

Upload Documents (2)

- Current date and time at the *recipient* Office is displayed in the interface and is set as the date of receipt of uploaded documents
- After upload, documents are visible in the File View in ePCT and the recipient Office is notified by the system
- As an alternative to document upload, where an equivalent ePCT “Action” exists, a link to the “Action” is displayed next to the document type



Time Line

- Date and time in Geneva, Switzerland, is displayed at the top of the screen to facilitate awareness of deadlines
- Graphical representation of PCT time limits
- Summary of key dates
- E-mail alerts for most of these time limits can be set up in Notification Preferences

Bibliographic Data

- Up-to-date bibliographic data for the PCT application being viewed
- Preview of bibliographic data in publication front page layout
- Download of bibliographic data in PDF format
- Where the language of filing of an international application is Chinese, Japanese, Korean or Russian, bibliographic data is now available in those languages in addition to the English transliteration

Future Developments (1)

- User interface in all PCT languages
- Progressive extension of ePCT-Filing to other receiving Offices
- EFS-Web mode for filings with RO/US
- ‘Cloning’ of PCT applications
- Real-time online credit card payment to the International Bureau
- Text-based formats for the specification (currently limited to PDF)

Future Developments (2)

- Single specification document
- Additional draft options
 - Declarations
 - Third Party Observations in ePCT public services
- Fee reductions for all ISAs/IPEAs
- Same day corrections for ePCT filings
- Clearer signature options

Need help with ePCT

- Use the “CONTACT US” link in the ePCT header
- PCT eServices
 - Tel: +41-22-338-9523 (Monday to Friday, 9am-6pm Geneva time)
 - E-mail: ePCT@wipo.int
- More Information
 - [ePCT Applicant User Guide](#)