

Practical Exercises and Examples of Producing PLR Components

Anthony Trippe

Managing Director – Patinformatics, LLC

WIPO Regional Workshop on Patent Analytics

National Institute of Industrial Property (INPI)

Rio de Janeiro, Brazil – 28 August 2013

Patinformatics, LLC[®]

Data Driven Decisions

Patent Strategy and Analytics Services

PATENT ASSIGNEE CLEANUP & CHART

Business Objective

We are thinking of getting into the dental floss market.
Send me everything you can find on dental floss.

Now What?

What You Need to Discover

Who are the top companies?

Who is the most prolific inventor?

Is pace of filing going up or down?

Outline of Steps

Search conducted in PatentScope with “dental floss” as the search query on the first page of the patent document

Export data in TSV or CSV format


Open file in Excel

Create Pivot Table

Group items together (clean-up)

Create tables, charts and graphs

Start with a Search

WIPO  **PATENTSCOPE** Mobile | Deutsch | Español | Français | 日本語 | 한국어 | Português | Русский | 中文 |

Search International and National Patent Collections

WORLD INTELLECTUAL PROPERTY ORGANIZATION

Search | Browse | Translate | Options | News | User: tony@patinformaticcs.com | Help

Home > IP Services > PATENTSCOPE

Simple Search

Using PATENTSCOPE you can search 18,777,229 patent documents including 2,208,422 published international patent applications (PCT). Detailed coverage information can be found here (->)

Front Page Office: All Search

i In a move to further improve the PATENTSCOPE search system, we have slightly modified some of the web pages. Here is a list of the new proposed features:

- simplified search interfaces (tabs rearranged, reorganized list of countries)
- more options for the results list such as FP Image View Only and the List Length
- improved navigation for the PDF viewer

Results from PatentScope

WIPO PATENTSCOPE
 Search International and National Patent Collections

Mobile | Deutsch | Español | Français | 日本語 | 한국어 | Português | Русский | 中文

WORLD INTELLECTUAL PROPERTY ORGANIZATION

Search | Browse | Translate | Options | News | User: tony@patinformatics.com | Help

Home > IP Services > PATENTSCOPE

Results 1-10 of 683 for Criteria:FP:("dental floss") Office(s):all Language:EN Stemming:true

prev 1 2 3 4 5 6 7 8 9 10 next Page: 1 / 69 Go >

Refine Search FP:("dental floss") Search RSS

Analysis >

Sort by: Relevance View All List Length 10

No	Ctr	Title	PubDate	Int.Class	Appl.No	Applicant	Inventor
1.	WO	WO/2013/016423 - HOLDER FOR DENTAL FLOSS	31.01.2013	A61C 15/04	PCT/US2012/048141	THE PROCTER & GAMBLE COMPANY	HERZOG, Karl
<p>A dental floss clamp, said clamp comprising a first limb and a second limb which are mutually hinged at a first end of each limb; each limb having a plurality of projections and recesses configured such that when the limbs are brought together the projections of the first limb can engage with the recesses of the second limb and the projections of the first limb press laterally on the projections of the second limb in order to clamp a length of dental floss.</p>							
2.	WO	WO/2013/016517 - DENTAL FLOSS COMPRISING PLASTIC PARTS	31.01.2013	A61C 15/04	PCT/US2012/048304	THE PROCTER & GAMBLE COMPANY	HERZOG, Karl
<p>A method for producing a length of dental floss having a plastic part attached comprising the steps of providing a mould having a cavity; disposing a length of dental floss within the cavity; arranging the dental floss within the cavity such that the dental floss enters the cavity at a first location x and exits the cavity at a second location y and wherein the path length of the dental floss within the cavity is greater than the linear distance between the first location x and the second location y; and injecting a plastic material into the cavity to encapsulate the floss.</p>							
3.	WO	WO/2013/014651 - HANDLING AID FOR DENTAL FLOSS	31.01.2013	A61C 15/04	PCT/IB2012/053869	THE PROCTER & GAMBLE COMPANY	HERZOG, Karl
<p>A dental floss clamp comprising a screw connection having a threaded nut and a threaded bolt which is moveable within a longitudinal axis of the threaded nut and can be screwed therein wherein the threaded nut comprises a jacket and has an interior thread and an interior groove; the threaded bolt has an exterior thread and an exterior groove; each turn of the interior thread has a first flank, and a second flank, each having a pitch; and wherein the pitch of the second flank with respect to the longitudinal axis of the threaded nut is greater than the pitch of the first flank.</p>							

PatentScope Comes with Analytics

The screenshot shows the WIPO PATENTSCOPE search results page. The search criteria are: FP:("dental floss"), Office(s):all, Language:EN, Stemming:true. The results are displayed in a table with 10 columns: Countries, Main IPC, Main Applicant, Main Inventor, and Pub Date. A red box highlights the first three rows of the table.

WIPO PATENTSCOPE
 Search International and National Patent Collections

WORLD INTELLECTUAL PROPERTY ORGANIZATION

Search | Browse | Translate | Options | News | User: tony@patinformatics.com | Help

Home > IP Services > PATENTSCOPE

Results 1-10 of 683 for Criteria:FP:("dental floss") Office(s):all Language:EN Stemming:true

prev 1 2 3 4 5 6 7 8 9 10 next Page: 1 / 69 Go >

Refine Search FP:("dental floss") Search RSS

Analysis

Options Table Graph Options bar pie

Countries		Main IPC		Main Applicant		Main Inventor		Pub Date	
Name	No	Name	No	Name	No	Name	No	Date	No
PCT	277	A61C	471	GILLETTE CANADA INC.	25	OCHS HAROLD D	11	2003	25
European Patent Office	190	A61K	59	GILLETTE CANADA	14	BLASS JACOB MOSES	5	2004	32
		A46B	58	MCNEIL PPC INC	13			2005	48
Republic of Korea	84	A45D	12	PROCTER & GAMBLE	12	BLASS, Jacob, Moses	5	2006	37
Japan	65	A61B	9	THE PROCTER & GAMBLE COMPANY	11	CHODOROW, Ingram, S.	5	2007	30
Mexico	23	D02G	6					2008	29
South Africa	18	A47K	5	COLGATE-PALMOLIVE COMPANY	9	KIM, HYE KYUNG	5	2009	29
Israel	12	A61Q	5	KIM, HYE KYUNG	8	LEE, SANG SOOK	5	2010	30
Singapore	7	D01F	4	LION CORP	7	TAKABE ATSUSHI	5	2011	31
Spain	3	A01N	3	KOLYNOS DO BRASIL LTDA.	6	DOLAN JOHN W	4	2012	29
Argentina	2			JOHNSON & JOHNSON CONSUMER	6	HERZOG KARL	4	2013	10
Russian Federation	2					HERZOG, Karl	4		

Registered Users can Export Data

WIPO PATENTSCOPE
Search International and National Patent Collections

Mobile | Deutsch | Español | Français | 日本語 | 한국어 | Português | Русский | 中文 |

WORLD INTELLECTUAL PROPERTY ORGANIZATION

Search | Browse | Translate | Options | News | **User: tony@patinformatics.com** | Help

Home > IP Services > PATENTSCOPE

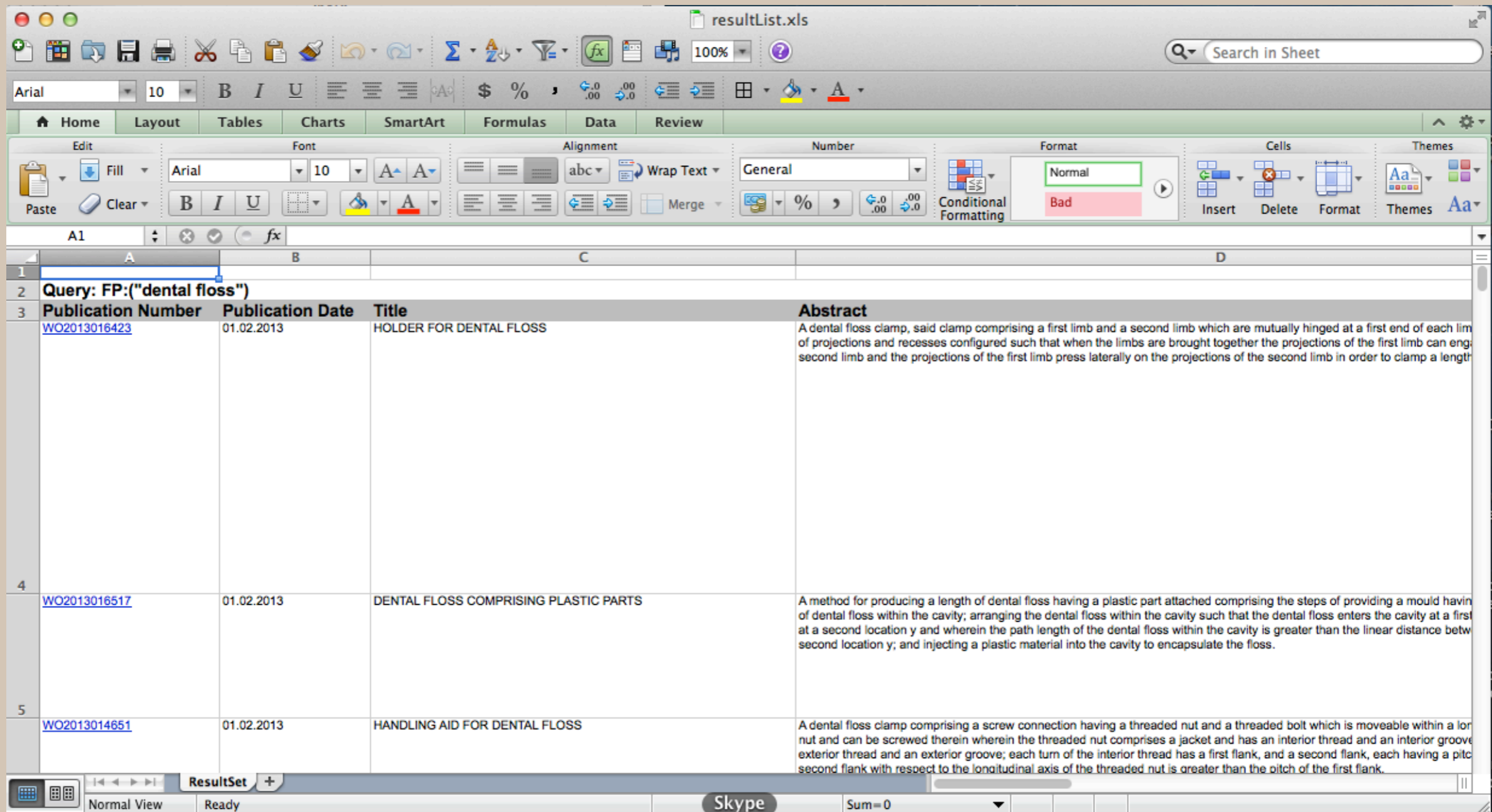
Results 1-10 of 683 for Criteria:FP:('dental floss') Office(s):all Language:EN Stemming:true

prev 1 2 3 4 5 6 7 8 9 10 next Page: 1 / 69 Go >

Refine Search FP:('dental floss') Search RSS Print PDF Excel

Limited to 100 records so alternate sources may have to be used to gather a complete set

ResultList File Viewed in Excel



The screenshot shows an Excel spreadsheet titled 'resultList.xls' with a search query 'FP:("dental floss")'. The data is organized into a table with four columns: Publication Number, Publication Date, Title, and Abstract. The table contains three rows of results, each with a blue hyperlink for the publication number.

Publication Number	Publication Date	Title	Abstract
WO2013016423	01.02.2013	HOLDER FOR DENTAL FLOSS	A dental floss clamp, said clamp comprising a first limb and a second limb which are mutually hinged at a first end of each limb of projections and recesses configured such that when the limbs are brought together the projections of the first limb can engage the second limb and the projections of the first limb press laterally on the projections of the second limb in order to clamp a length
WO2013016517	01.02.2013	DENTAL FLOSS COMPRISING PLASTIC PARTS	A method for producing a length of dental floss having a plastic part attached comprising the steps of providing a mould having a cavity of dental floss within the cavity; arranging the dental floss within the cavity such that the dental floss enters the cavity at a first location x and a second location y and wherein the path length of the dental floss within the cavity is greater than the linear distance between the second location y; and injecting a plastic material into the cavity to encapsulate the floss.
WO2013014651	01.02.2013	HANDLING AID FOR DENTAL FLOSS	A dental floss clamp comprising a screw connection having a threaded nut and a threaded bolt which is moveable within a longitudinal slot of a nut and can be screwed therein wherein the threaded nut comprises a jacket and has an interior thread and an interior groove, an exterior thread and an exterior groove; each turn of the interior thread has a first flank, and a second flank, each having a pitch angle with respect to the longitudinal axis of the threaded nut is greater than the pitch of the first flank.

Initial Pivot Table Sorted by Total

Count of Applicants	Total
PROCTER & GAMBLE	5
KIM, HYE KYUNG	4
THE PROCTER & GAMBLE COMPANY;HERZOG, Karl	4
	3
COLGATE-PALMOLIVE COMPANY	3
CHOI, Byeong Gap	2
COLGATE PALMOLIVE CO	2
LEE, KYUE HYOO	2
LEE, KYUNG HO	2
MCNEIL PPC INC	2
MURPHY, PAUL	2
TIPHONNET JOEL	2
AIELLO, Paulo, Cesar	1
BOSCH CERDA MARIA ANTONIA;GONZALEZ MARTIN JUAN ANTONIO	1
BOSCH CERDÁ, María Antonia;GONZÁLEZ MARTÍN, Juan Antonio	1
BOWSHER M WILLIAM	1
BRIGHT STAR DENTAL PTY LTD;TARASIUK, Daniel	1
BROWN, Laurence, B.	1
BRUSHLINE CO., LTD.	1
BRUSHTIME PRODUCTS, INC.;BOOKER, Winifred, J.	1
C&C. LTD.	1
CHEN, Chunmei	1
CHIN CHUZAN;沈仲山;CHIN SHUNRYO;沈俊良;CHIN CHUN-CHIUNG;沈俊	1
CJLION CORP.;C&C. LTD;LEE, Eul Kyou;CHOI, Il Gyu	1
COLGATE-PALMOLIVE COMPANY;FONTANA, Jose Eder;LEMOS, Edilberto;PERNA, Fernando;FOCASSIO, Paulo	1
COLGATE-PALMOLIVE COMPANY;PATEL, Madhusudan;GATZEMEYER, John J.;JIMENEZ, Eduardo J.;KENNEDY, Sharon	1
COLGATE-PALMOLIVE COMPANY;WONG, Chi Shing;FONTANA, Jose Eder;FOCASSIO, Paulo	1
CRISP, Jackson	1
DELTA OF SCIENCE APS;LYSTLUND, Thomas	1
DENTALPOINT AG	1
DENTEK ORAL CARE INC	1

Some grouping or cleanup of this field is clearly going to be needed to get accurate value

Initial Pivot Table Sorted by Total

	A	B
20	▼ BRUSHTIME PRODUCTS, INC.;BOOKER, Winifred, J.	
21	BRUSHTIME PRODUCTS, INC.;BOOKER, Winifred, J.	1
22	▼ C&C. LTD.	
23	C&C. LTD.	1
24	▼ CHEN, Chunmei	
25	CHEN, Chunmei	1
26	▼ CHIN CHUZAN;沈仲山;CHIN SHUNRYO;沈俊良;CHIN CHUN-CHIUNG;沈俊	
27	CHIN CHUZAN;沈仲山;CHIN SHUNRYO;沈俊良;CHIN CHUN-CHIUNG;沈俊	1
28	▼ CHOI, Byeong Gap	
29	CHOI, Byeong Gap	2
30	▼ CJLION CORP.;C&C. LTD.;LEE, Eul Kyou;CHOI, Il Gyu	
31	CJLION CORP.;C&C. LTD.;LEE, Eul Kyou;CHOI, Il Gyu	1
32	▼ Colgate	
33	COLGATE PALMOLIVE CO	2
34	COLGATE-PALMOLIVE COMPANY	3
35	COLGATE-PALMOLIVE COMPANY;FONTANA, Jose Eder;LEMOES, Edilberto;PERNA, Fernando;FOCASSIO, Paulo	1
36	COLGATE-PALMOLIVE COMPANY;PATEL, Madhusudan;GATZEMEYER, John J.;JIMENEZ, Eduardo J.;KENNEDY, Sharon	1
37	COLGATE-PALMOLIVE COMPANY;WONG, Chi Shing;FONTANA, Jose Eder;FOCASSIO, Paulo	1
38	▼ CRISP, Jackson	
39	CRISP, Jackson	1
40	▼ DELTA OF SCIENCE APS;LYSTLUND, Thomas	
41	DELTA OF SCIENCE APS;LYSTLUND, Thomas	1
42	▼ DENTALPOINT AG	
43	DENTALPOINT AG	1
44	▼ DENTEK ORAL CARE INC	
45	DENTEK ORAL CARE INC	1
46	▼ Dentsoll	
47	DENTSOLL KOREA CO., LTD.;KIM, Yun soon	1
48	DENTSOLL KOREA CO.,LTD.;KIM, Yun Soon	1
49	▼ GC CORP;株式会社ジ	
50	GC CORP;株式会社ジ	1

Once individual items are selected, right clicking on entry will allow you to group and rename the item

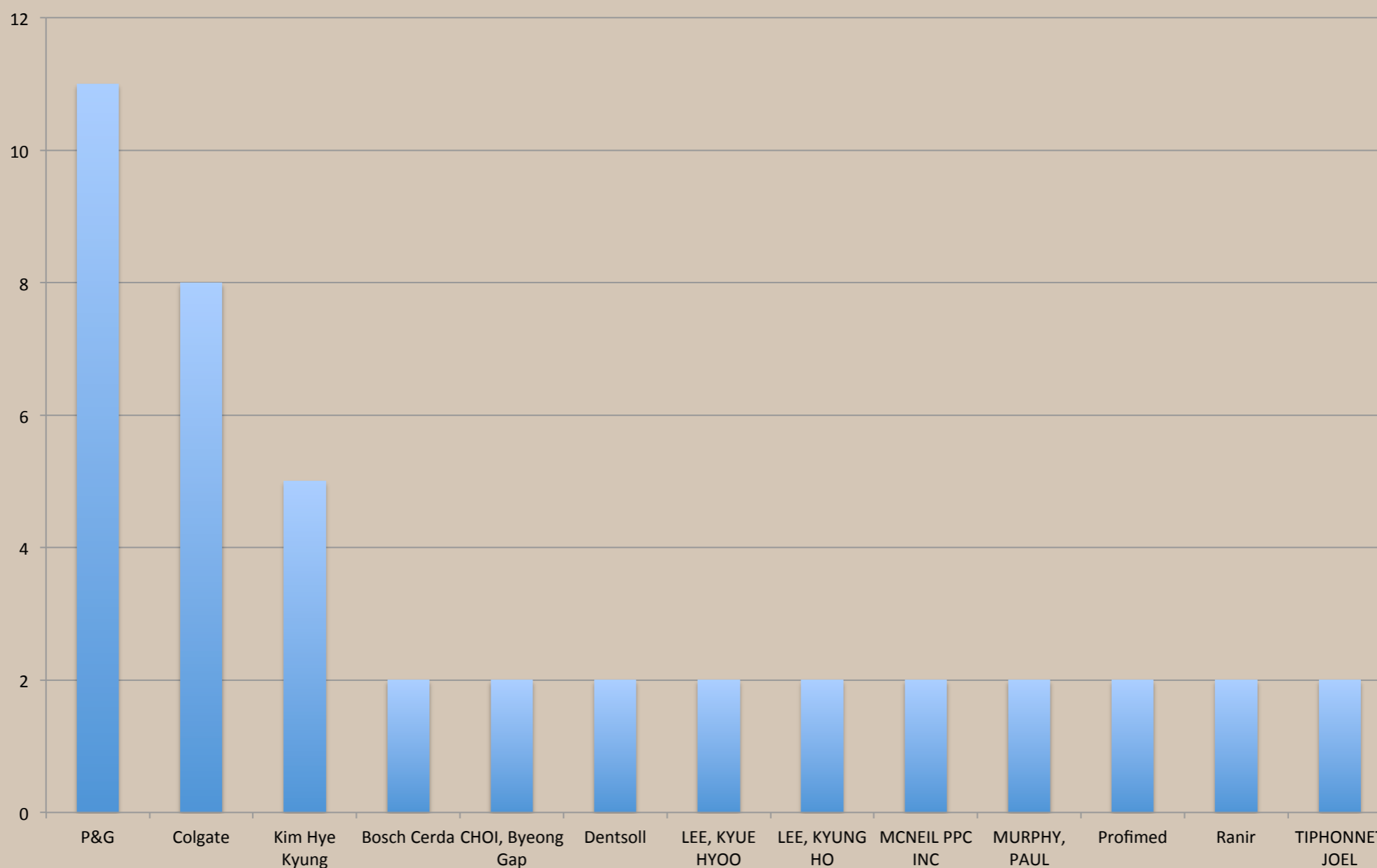
Leading Applicants After Cleanup

3	Count of Applicants	
4	Row Labels	Total
5	P&G	11
6	Colgate	8
7	Kim Hye Kyung	5
8		3
9	Bosch Cerda	2
10	CHOI, Byeong Gap	2
11	Dentsoll	2
12	LEE, KYUE HYOO	2
13	LEE, KYUNG HO	2
14	MCNEIL PPC INC	2
15	MURPHY, PAUL	2
16	Profimed	2
17	Ranir	2
18	TIPHONNET JOEL	2

Save the items in the table to a new worksheet and create a chart of the top applicants

Chart of Top Applicants

Patents by Applicant



Patinformatics, LLC[®]

Data Driven Decisions

Patent Strategy and Analytics Services

ALTERNATE CLEANUP METHOD – USING GOOGLE REFINE

Tips for Patent Assignee searching

- Use corporate trees when possible
- Consider mergers and acquisitions
- Consider potential misspellings
- Consider looking for key inventors
- Don't forget to look for patents acquired and re-assigned
- Get rid of patents that have been allowed to expire or sold and applications which have been abandoned

Raw List of Top Applicants

Raw Data PA	Count
The United States of America as represented by the Secretary of the Navy, Washington, DC	17
Hon Hai Precision Ind. Co. Ltd., Taipei Hsien, TW	16
Intel Corporation, Santa Clara, CA, US	7
Caliper Technologies Corp., Mountain View, CA	6
Ethicon Inc., Somerville, NJ	5
The United States of America as represented by the Secretary of the Navy, Washington, DC, US	5
AsusTek Computer Inc., Taipei, TW	4
BASF Aktiengesellschaft, Ludwigshafen, DE	4
International Business Machines Corporation, Armonk, NY	4
Korea Kumho Petrochemical Co. Ltd., Seoul, KR	4
LG Electronics Inc., Seoul, KR	4
LSP Technologies Inc., Dublin, OH	4
Silverbrook Research Pty Ltd, Balmain, AU	4
Be Here Corporation, Pleasanton, CA	3
Daimler Benz Aerospace Airbus GmbH, Hamburg, DE	3
Golden Bridge Technology Inc., West Long Branch, NJ, US	3
Hyundai Electronics America Inc., San Jose, CA, US	3
PFN Inc., Cambridge, MA, US	3
Schulak Edward R., Birmingham, MI, US	3
Seagate Technology Inc., Scotts Valley, CA, US	3
The Minster Machine Company, Minster, OH	3
The United States of America as represented by the Secretary of the Air Force, Washington, DC, US	3
UDT Sensors Inc., Hawthorne, CA	3
WebLink Wireless Inc., Dallas, TX	3

Create and Choose File in Refine

Google refine *A power tool for working with messy data.*

Create Project
Open Project
Import Project

Create a project by importing data. What kinds of data files can I import?
TSV, CSV, *SV, Excel (.xls and .xlsx), JSON, XML, RDF as XML, and Google Data documents are all supported. Support for other formats can be added with Google Refine extensions.

Get data from

This Computer Choose Files Patent Assi...ta Example

Web Addresses (URLs)

Clipboard

Google Data

Next »

 Version 2.5 [r2407]

Choose the Parsing Options

Google refine *A power tool for working with messy data.*

« Start Over Configure Parsing Options Project name Patent Assignee Raw Data Example Create Project »

	Assignee/Applicant
1.	Galen (Chemicals) Limited,Dublin,IE
2.	Aplus Flash Technology Inc.,Saratoga,CA,US
3.	MACEACHERN; WILLIAM A
4.	Eastman Kodak Company,Rochester,NY,US
5.	SIEGER; ARLETTE
6.	Daniels Pull Plow Inc.,East Dundee,IL,US
7.	Telecom Medical Inc.,San Francisco,CA,US
8.	Sabre Oxidation Technologies Inc.,Odessa,TX,US
9.	Rumber Materials Inc.,Austin,TX,US
10.	Priority Call Management Inc.,Wilmington,MA,US

Parse data as

- CSV / TSV / separator-based files**
- Line-based text files
- Fixed-width field text files
- PC-Axis text files
- JSON files
- RDF/N3 files
- XML files
- Open Document Format spreadsheets (.ods)
- RDF/XML files

Character encoding

Update Preview

Columns are separated by

- commas (CSV)
- tabs (TSV)
- custom \t

Escape special characters with \

- Ignore first 0 line(s) at beginning of file
- Parse next 1 line(s) as column headers
- Discard initial 0 row(s) of data
- Load at most 0 row(s) of data

- Parse cell text into numbers, dates, ...
- Quotation marks are used to enclose cells containing column separators
- Store blank rows
- Store blank cells as nulls
- Store file source (file names, URLs) in each row

Version 2.5 [r2407]


Help
About

Created Project

Google refine Patent Assignee Raw Data Example csv [Permalink](#) Open... Export ▾ Help

Facet / Filter Undo / Redo 0 1312 rows Extensions: Freebase ▾

Show as: **rows** records Show: **5** 10 25 50 rows « first < previous **1 - 10** next > last »

Using facets and filters 

Use facets and filters to select subsets of your data to act on. Choose facet and filter methods from the menus at the top of each data column.

Not sure how to get started?
[Watch these screencasts](#)

<input type="checkbox"/>	<input type="checkbox"/>	All	Assignee/Applicant
<input type="checkbox"/>	<input type="checkbox"/>	1.	Galen (Chemicals) Limited,Dublin,IE
<input type="checkbox"/>	<input type="checkbox"/>	2.	Aplus Flash Technology Inc.,Saratoga,CA,US
<input type="checkbox"/>	<input type="checkbox"/>	3.	MACEACHERN; WILLIAM A
<input type="checkbox"/>	<input type="checkbox"/>	4.	Eastman Kodak Company,Rochester,NY,US
<input type="checkbox"/>	<input type="checkbox"/>	5.	SIEGER; ARLETTE
<input type="checkbox"/>	<input type="checkbox"/>	6.	Daniels Pull Plow Inc.,East Dundee,IL,US
<input type="checkbox"/>	<input type="checkbox"/>	7.	Telecom Medical Inc.,San Francisco,CA,US
<input type="checkbox"/>	<input type="checkbox"/>	8.	Sabre Oxidation Technologies Inc.,Odessa,TX,US
<input type="checkbox"/>	<input type="checkbox"/>	9.	Rumber Materials Inc.,Austin,TX,US
<input type="checkbox"/>	<input type="checkbox"/>	10.	Priority Call Management Inc.,Wilmington,MA,US

Remove the Location Data


Google refine Patent Assignee Raw Data Example csv [Permalink](#) Open... Export ▾ Help

Facet / Filter Undo / Redo 0 **1312 rows** Extensions: Freebase ▾

Show as: **rows** records Show: **5** 10 25 50 rows « first < previous 1 - 10 next > last »

All		Assignee/Applicant	
☆	1.	Facet	d,Dublin,IE
☆	2.	Text filter	nc.,Saratoga,CA,US
☆	3.	Edit cells	M A
☆	4.	Edit column	v,Rochester,NY,US
☆	5.	Transpose	Split into several columns...
☆	6.	Sort...	Add column based on this column...
☆	7.	View	Add column by fetching URLs...
☆	8.	Reconcile	Add columns from Freebase ...
☆	9.		Rename this column
☆	10.		Remove this column
			Move column to beginning
			Move column to end
			Move column left
			Move column right

Using facets and filters



Use facets and filters to select subsets of your data to act on. Choose facet and filter methods from the menus at the top of each data column.


Not sure how to get started?
[Watch these screencasts](#)

Create a Text Facet

Google refine Patent Assignee Raw Data Example csv [Permalink](#) Open... Export ▾ Help

Facet / Filter Undo / Redo 1 **1312 rows** Extensions: Freebase ▾

Show as: rows records Show: 5 10 25 50 rows « first < previous 1 - 10 next > last »

Using facets and filters 

Use facets and filters to select subsets of your data to act on. Choose facet and filter methods from the menus at the top of each data column.

Not sure how to get started?
[Watch these screencasts](#)

	All	Assignee/Applicant 1	Assignee/Applic	Assignee/Applic	Assignee/Applic	Assignee/Applic	Assignee/Applic
1.	☆	Facet	Text facet				
2.	☆	Text filter	Numeric facet			US	
3.	☆	Edit cells	Timeline facet				
4.	☆	Edit column	Scatterplot facet			US	
5.	☆	Transpose	Custom text facet...			US	
6.	☆	Sort...	Custom numeric facet...			US	
7.	☆	View	Customized facets			US	
8.	☆					US	
9.	☆					US	
10.	☆	Reconcile				US	

Cluster/Clean the Applicants

Google refine Patent Assignee Raw Data Example csv [Permalink](#) Open... Export ▾ Help

Facet / Filter Undo / Redo 1 **1312 rows** Extensions: Freebase ▾

Refresh Reset All Remove All Show as: **rows** records Show: **5** 10 25 50 rows « first < previous **1 - 10** next > last »

Assignee/Applicant 1 change
 1152 choices Sort by: **name** count Cluster

- .PEF Industries Inc. 1
- 4 Seasons Wildlife Nutrition LLC 1
- A. H. Casting Services Limited 1
- A. W. Technologies LLC 1
- ABAHUSAYN; MANSUR 1
- Abasco Inc. 1
- Accent Signage Systems Inc. 1
- ACCO Brands Inc. 1
- Acotex Far East Limited 1
- Adaptive Micro Systems Inc. 1
- Advanced International Technologies Inc. 1

All	Assignee/Applicant 1	Assignee/Applicant 1	Assignee/Applicant 1	Assignee/Applicant 1	Assignee/Applicant 1
☆	1. Galen (Chemicals) Limited	Dublin	IE		
☆	2. Aplus Flash Technology Inc.	Saratoga	CA	US	
☆	3. MACEACHERN; WILLIAM A				
☆	4. Eastman Kodak Company	Rochester	NY	US	
☆	5. SIEGER; ARLETTE				
☆	6. Daniels Pull Plow Inc.	East Dundee	IL	US	
☆	7. Telecom Medical Inc.	San Francisco	CA	US	
☆	8. Sabre Oxidation Technologies Inc.	Odessa	TX	US	
☆	9. Rumber Materials Inc.	Austin	TX	US	
☆	10. Priority Call Management Inc.	Wilmington	MA	US	

Apply Algorithms

This feature helps you find groups of different cell values that might be alternative representations of the same thing. For example, the two strings "New York" and "new york" are very likely to refer to the same concept and just have capitalization differences, and "Gödel" and "Godel" probably refer to the same person. [Find out more ...](#)

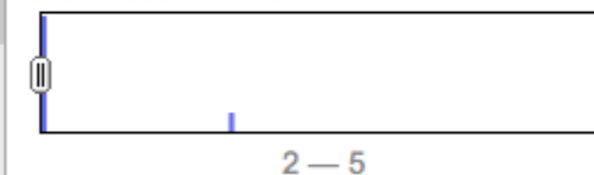
Method

Keying Function


22 clusters found

Cluster Size	Row Count	Values in Cluster	Merge?	New Cell Value
5	28	<ul style="list-style-type: none"> The United States of America as represented by the Secretary of the Navy (22 rows) The United States of America as represented by the Secretary of the Air Force (3 rows) The United States of America as represented by the Administrator of the National Aeronautics and Space Administration (1 rows) The United States of America as represented by the Secretary of the Army (1 rows) The United States of America as represented by the Secretary of the Interior (1 rows) 	<input checked="" type="checkbox"/>	<input type="text" value="US Gov"/>
Browse this cluster				
3	3	<ul style="list-style-type: none"> Applied CarboChemicals Inc (1 rows) Applied Carbochemicals (1 rows) Applied Carbochemicals Inc (1 rows) 	<input checked="" type="checkbox"/>	<input type="text" value="Applied CarboChemicals"/>
3	5	<ul style="list-style-type: none"> Hyundai Electronics America Inc. (3 rows) Hyundai Electronics America (1 rows) Hyundai Electronics Industries Co. Ltd. (1 rows) 	<input checked="" type="checkbox"/>	<input type="text" value="Hyundai Electronics"/>
3	4	<ul style="list-style-type: none"> ASUSTek Computer Inc. (2 rows) AsusTek Computer Inc. (1 rows) Asustek Computer Inc. (1 rows) 	<input checked="" type="checkbox"/>	<input type="text" value="ASUSTek"/>

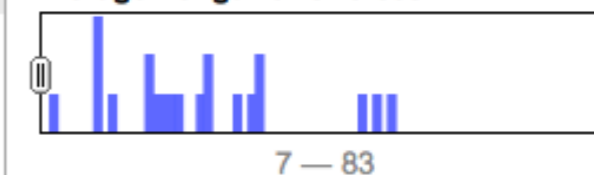
Choices in Cluster



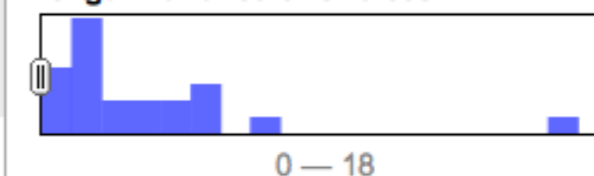
Rows in Cluster



Average Length of Choices



Length Variance of Choices



Select All

Deselect All

Merge Selected & Re-Cluster

Merge Selected & Close

Close

Sort Text Facet by Count

Google refine Patent Assignee Raw Data Example csv [Permalink](#) Open... Export ▾ Help

Extensions: Freebase ▾

1312 rows

Show as: **rows** records Show: **5** 10 25 50 rows « first < previous 1 - 10 next > last »

Clustering - google-refine - How to edit cells by clustering. - Google Refine, a power tool for working with messy data (formerly Freebase Gridworks) - Google Project Hosting

Assignee/Applicant 1 change

1126 choices Sort by: **name** count Cluster

- US Gov 28
- Hon Hai Precision 16
- Intel Corporation 7
- Caliper Technologies Corp. 6
- Ethicon Inc. 5
- Golden Bridge Technology Inc. 5
- Hyundai Electronics 5 edit include
- International Business Machines Corporation 5
- Korea Kumho 5
- LSP Tech 5
- ASUSTek 4

	All	Assignee/Applicant 1	Assignee/Applic	Assignee/Applic	Assignee/Applic	Assignee/Applic	Assignee/Applic	Assignee/Applic	Assignee/Applic
☆	1.	Galen (Chemicals) Limited	Dublin	IE					
☆	2.	Aplus Flash Technology Inc.	Saratoga	CA	US				
☆	3.	MACEACHERN; WILLIAM A							
☆	4.	Eastman Kodak Company	Rochester	NY	US				
☆	5.	SIEGER; ARLETTE							
☆	6.	Daniels Pull Plow Inc.	East Dundee	IL	US				
☆	7.	Telecom Medical Inc.	San Francisco	CA	US				
☆	8.	Sabre Oxidation Technologies Inc.	Odessa	TX	US				
☆	9.	Rumber Materials Inc.	Austin	TX	US				
☆	10.	Priority Call Management Inc.	Wilmington	MA	US				

Refined vs. Raw Applicants

Refined PAs	Count	Raw Data PA	Count
US Gov	28	The United States of America as represented by the Secretary of the Navy, Washington, DC	17
Hon Hai Precision	16	Hon Hai Precision Ind. Co. Ltd., Taipei Hsien, TW	16
Ethicon Endo Surgery	8	Intel Corporation, Santa Clara, CA, US	7
Intel Corporation	7	Caliper Technologies Corp., Mountain View, CA	6
Caliper Technologies Corp.	6	Ethicon Inc., Somerville, NJ	5
Golden Bridge Technology Inc.	5	The United States of America as represented by the Secretary of the Navy, Washington, DC, US	5
Hyundai Electronics	5	AsusTek Computer Inc., Taipei, TW	4
IBM	5	BASF Aktiengesellschaft, Ludwigshafen, DE	4
Korea Kumho	5	International Business Machines Corporation, Armonk, NY	4
LSP Tech	5	Korea Kumho Petrochemical Co. Ltd., Seoul, KR	4
ASUSTek	4	LG Electronics Inc., Seoul, KR	4
BASF Aktiengesellschaft	4	LSP Technologies Inc., Dublin, OH	4
LG Electronics Inc.	4	Silverbrook Research Pty Ltd, Balmain, AU	4
PFN	4	Be Here Corporation, Pleasanton, CA	3
Schulak Edward R.	4	Daimler Benz Aerospace Airbus GmbH, Hamburg, DE	3
Silverbrook Research Pty Ltd	4	Golden Bridge Technology Inc., West Long Branch, NJ, US	3
Applied CarboChemicals	3	Hyundai Electronics America Inc., San Jose, CA, US	3
Be Here Corporation	3	PFN Inc., Cambridge, MA, US	3
BioGenex Laboratories	3	Schulak Edward R., Birmingham, MI, US	3
Daimler Benz Aerospace Airbus GmbH	3	Seagate Technology Inc., Scotts Valley, CA, US	3
Korea Inst of Sci and Tech	3	The Minster Machine Company, Minster, OH	3
Mindflow Technologies Inc.	3	The United States of America as represented by the Secretary of the Air Force, Washington, DC, US	3
Physical Optics Corporation	3	UDT Sensors Inc., Hawthorne, CA	3
Premier Wastewater	3	WebLink Wireless Inc., Dallas, TX	3
Priority Call Management Inc.	3		
Seagate Technology Inc.	3		
The Johns Hopkins	3		
The Minster Machine Company	3		
UDT Sensors Inc.	3		
Walbro Corporation	3		
WebLink Wireless Inc.	3		

Patinformatics, LLC[®]

Data Driven Decisions

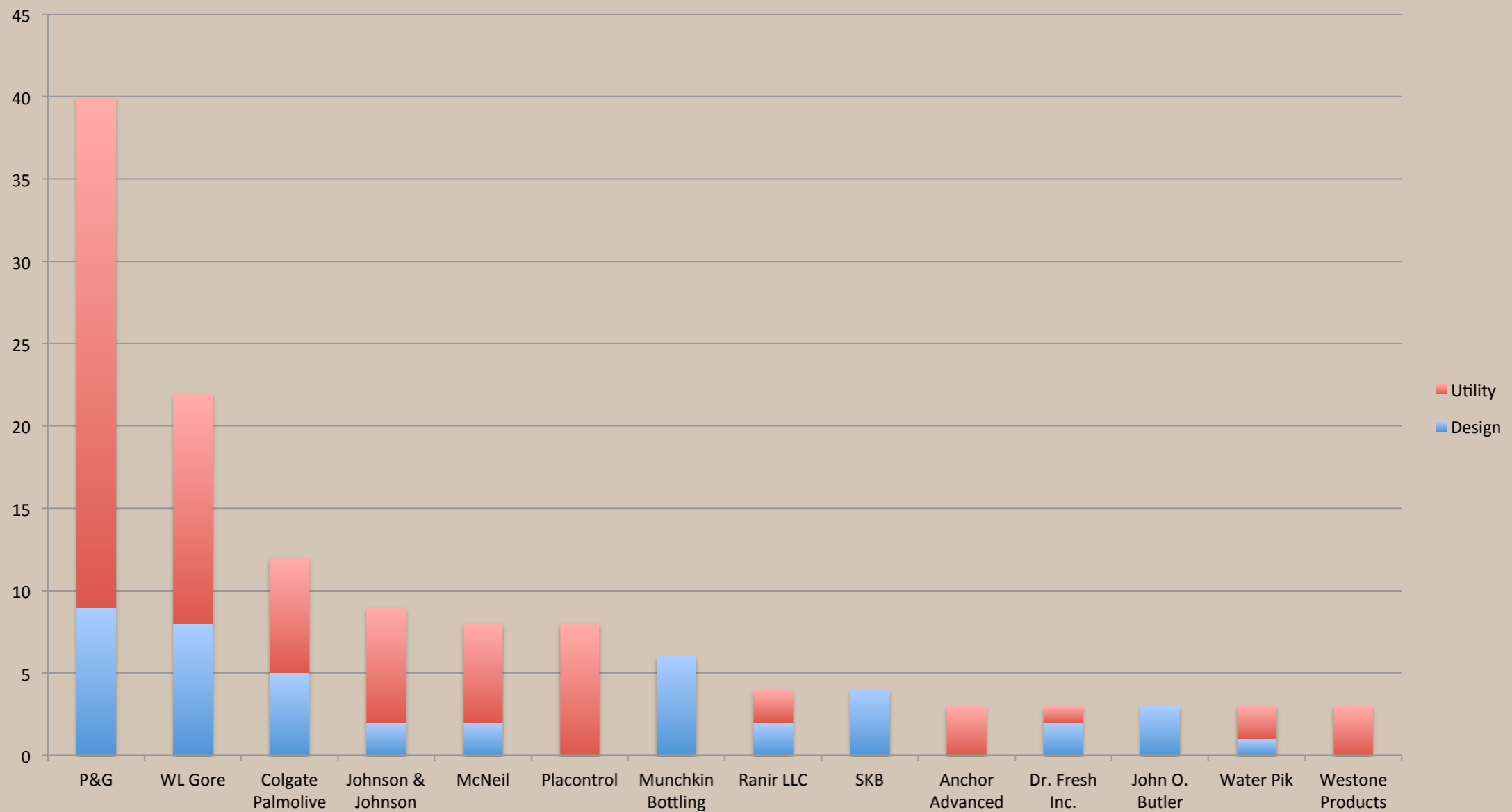
Patent Strategy and Analytics Services

PATENT ASSIGNEE BY YEAR – CO- OCCURRENCE MATRIX

Application Year vs. Publication Year

- Application year provides a closer approximation to when the research was performed
 - But creates a dip in most recent years based on 18-month publication cycle or time it takes to grant
- Publication year does not generate a dip since patents and applications are always publishing
 - Don't have to explain sudden downward trends to the clients

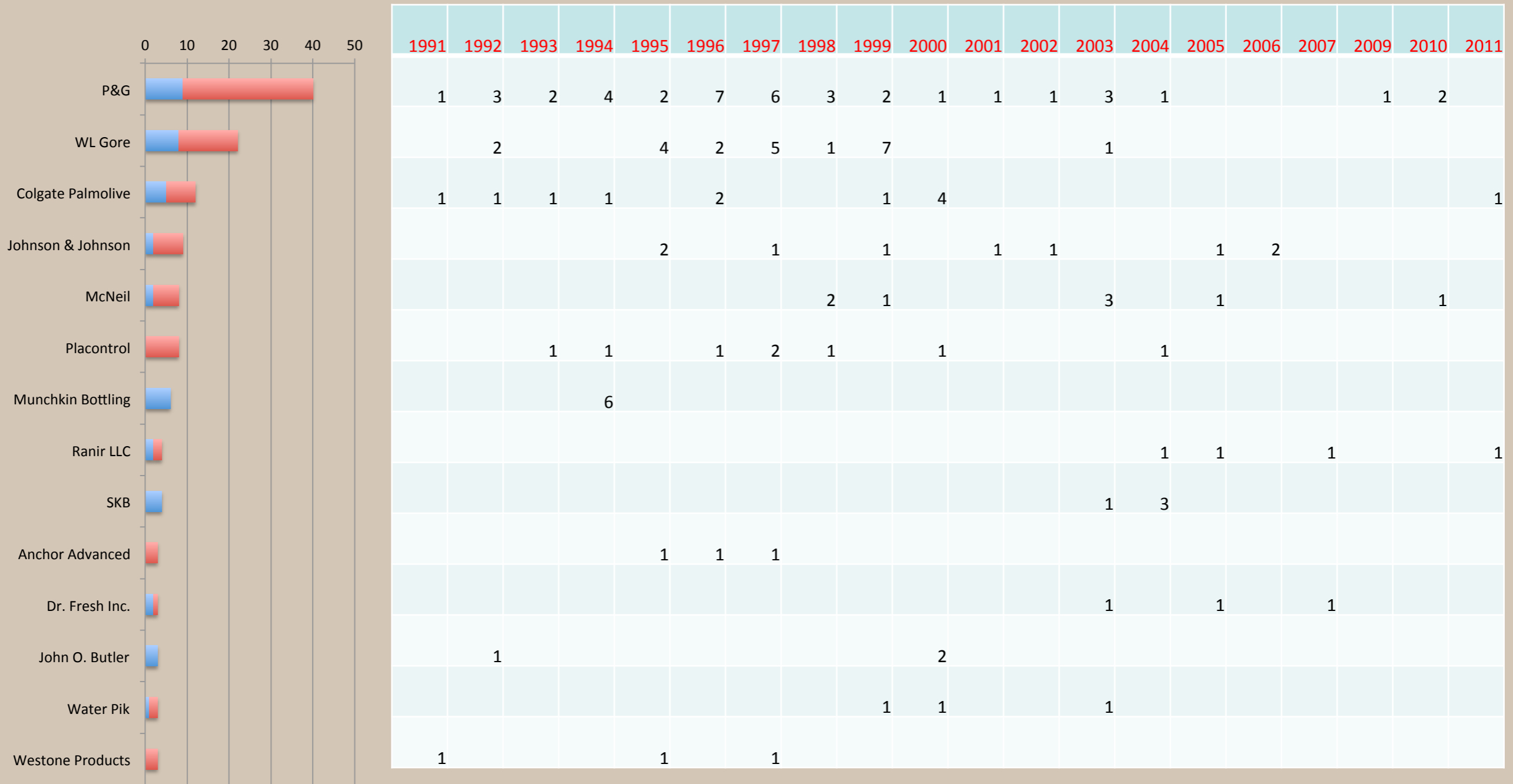
Revised Top Applicants



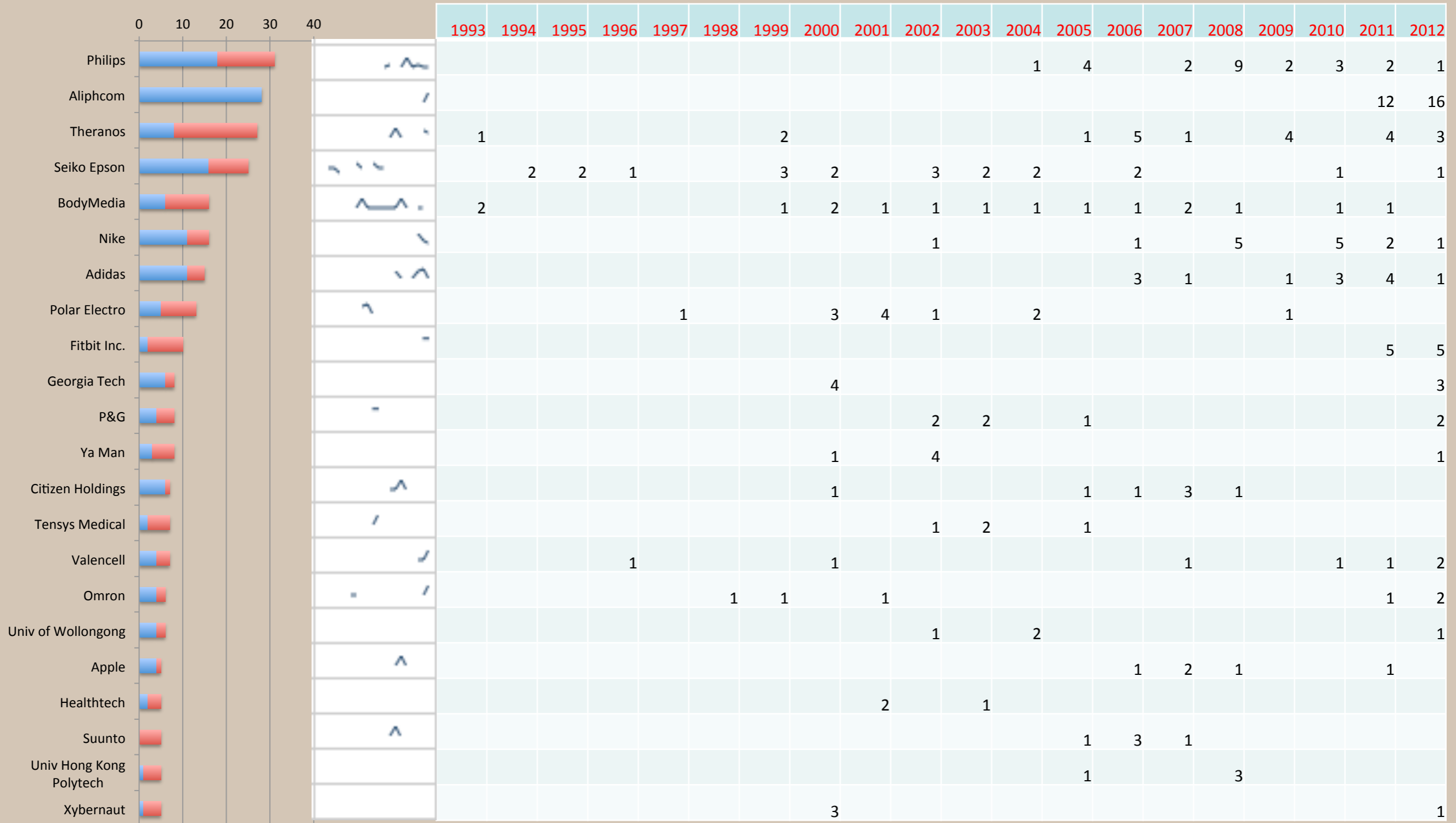
Top Applicants by Year Table

Company	1991	1992	1993	1994	1995	1996	1997	1998	1999	2000	2001	2002	2003	2004	2005	2006	2007	2009	2010	2011
P&G	1	3	2	4	2	7	6	3	2	1	1	1	3	1				1	2	
WL Gore		2			4	2	5	1	7				1							
Colgate Palmolive	1	1	1	1		2			1	4										1
Johnson & Johnson					2		1		1		1	1			1	2				
McNeil								2	1				3		1					1
Placcontrol			1	1		1	2	1		1				1						
Munchkin Bottling				6																
Ranir LLC														1	1		1			1
SKB													1	3						
Anchor Advanced Products					1	1	1													
Dr. Fresh Inc.													1		1		1			
John O. Butler Company		1								2										
Water Pik Inc.									1	1			1							
Westone Products Limited	1				1		1													

A Fancy Version for Clients



IP Landscape – Documents by Organization, Kind and Application Year



Patinformatics, LLC[®]

Data Driven Decisions

Patent Strategy and Analytics Services

CITATION ANALYSIS – DISCUSSION AND CHART

Patent Citation Analysis is An Example of a Meso Or Macro Level Type of Analysis

- Should citations be counted based on discrete documents or should they be grouped by family or application number?
- Ended up asking two questions:
 - Do pre-grant applications contribute significantly to the citation counts for a granted patent?
 - Are citation patterns different between countries?
- A third question was asked by others
 - Do sources of patent citations agree with one another?

Let's Look at a Practical Example Using an Individual Patent Document

So which answer represents the number of forward citations for US8341981?

- a. 22
- b. 0
- c. 7
- d. All of the above

The Answer is Different Depending on Whether Patent Families Are Considered

So which answer represents the number of forward citations for US8341981?

- a. 22 - Represents citations to INPADOC Patent Family
- b. 0 - Citations to Discrete '981 Patent Document
- c. 7 - Citations to '981 and Corresponding Pre-Grant App
- d. All of the above

When Looking at Citation Patterns in the US I Found the Following

- 83% of the cases where a granted patent from the study has a forward citation and a corresponding pre-grant application there are forward citations associated with **both** documents
- Individually, both pre-grant applications and granted patents from the study had ~75% chance of having at least one forward citation - **much higher than expected**
- For the granted patents that did not have any forward citations associated with them, 60% of the corresponding pre-grant applications still had at least one

The Situation in Europe However is Very Different - But Still Surprising

- It is critical to consider pre-grant applications in Europe when talking about forward citations with patent equivalents - **Less than 10% of grants have forward citations**
- In Europe the likelihood of finding forward citations associated with pre-grant applications is four-times higher than finding them with the granted patent - **between 35-45% chance of finding forward citations on pre-grant applications**
- Europe only has examiner citations but more applications than expected still have forward citations

The Analyst Also has to be Careful when Considering Sources Since They can be Different

15 Comments



Rex Yeap

Hi Tony,

Feb 16, 2013

1. Forward citation count for US8341981:

To compile the list of answers here:

- **Tony** = 0, 7, 22 (reference: "Personally, I would say the answer is d")
- **Tony** = 7 (reference: "if you made me commit to an actual number I would say c. or seven")

It would also be interesting to see how the different patent databases report on the fwd citation count, '981:

- **USPTO** = 0
- **Delphion** = 0
- **PatBase** = 0 (ref: Phil Ostanock, http://is.gd/piug_po536)
- **DWPI** = 0, 3, 6 (ref: Don Walter, http://is.gd/piug_dw981)
- **Derwent PCI** = 3 (ref: John Arenivar, http://is.gd/pi_981)
- **Orbit** = 7
- **Google Patents** = n.a.
- **Freepatentsonline** = n.a.
- **Ambercite** = ?

2. Forward citation count for US2009146536 (Patent application of '981'):

- **Espacenet** = 4 (ref: Robert Grantham, http://is.gd/piug_rg536)
- **Delphion** = 6
- **Orbit** = 6
- **PTO East** = 6 (ref: Robert Grantham, http://is.gd/piug_rg536)
- **PatBase** = 7 (ref: Phil Ostanock, http://is.gd/piug_po536)
- **Ambercite** = ?

Business Objective

Highly cited patents are considered potentially valuable and the organizations that cite them could be interested in licensing or acquiring the technology

Now What?

What You Need to Discover

Which patents are most highly cited?

Which organizations are citing the patents?

When did these organizations do the citing?

Outline of Steps

Use the Dental Floss Collection for data collection

Open file in Excel

Create Pivot Table

Look at Forward Citations by Company

Create tables, charts and graphs

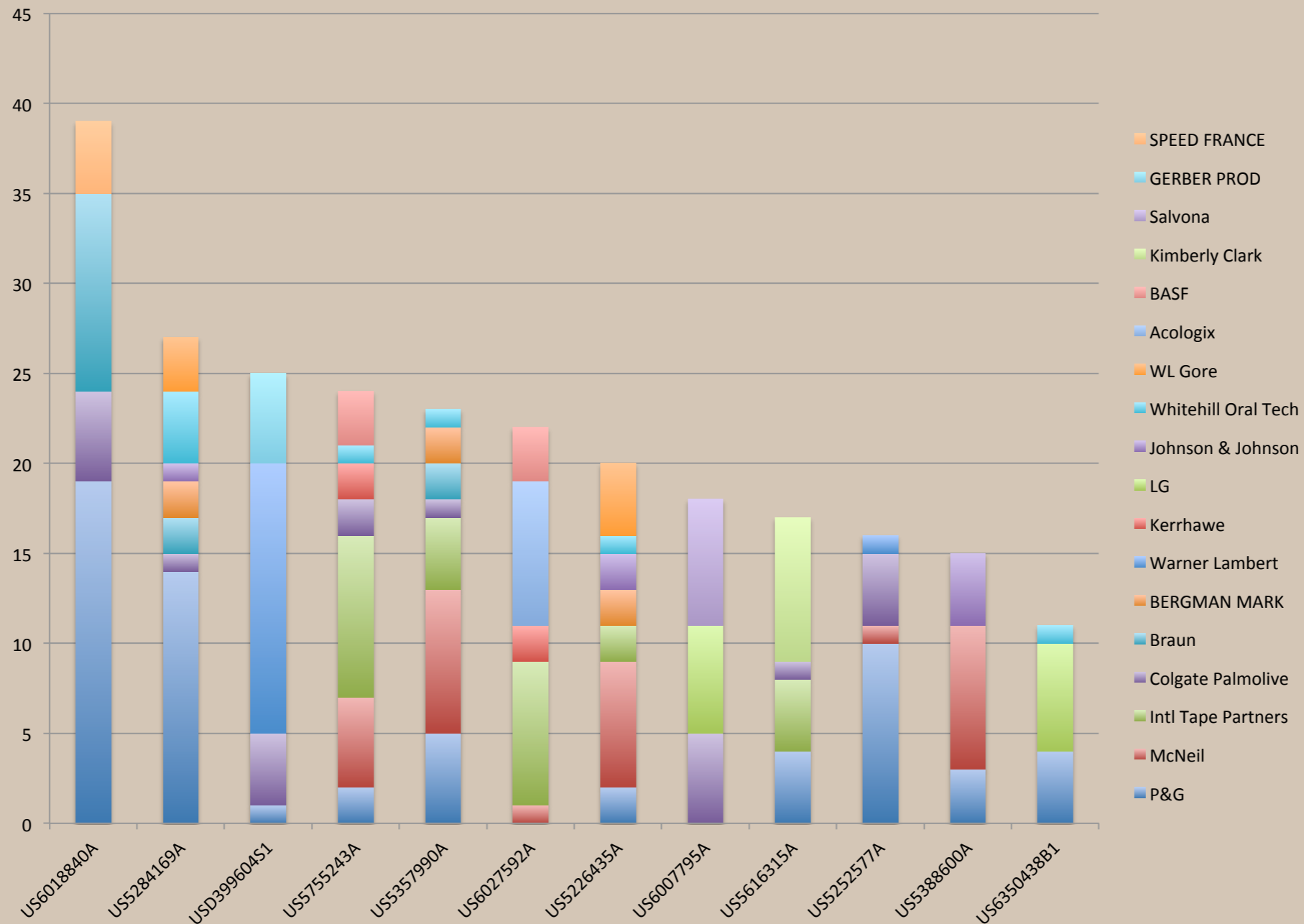
Clean citing companies for organization of interest

Create tables, charts and graphs

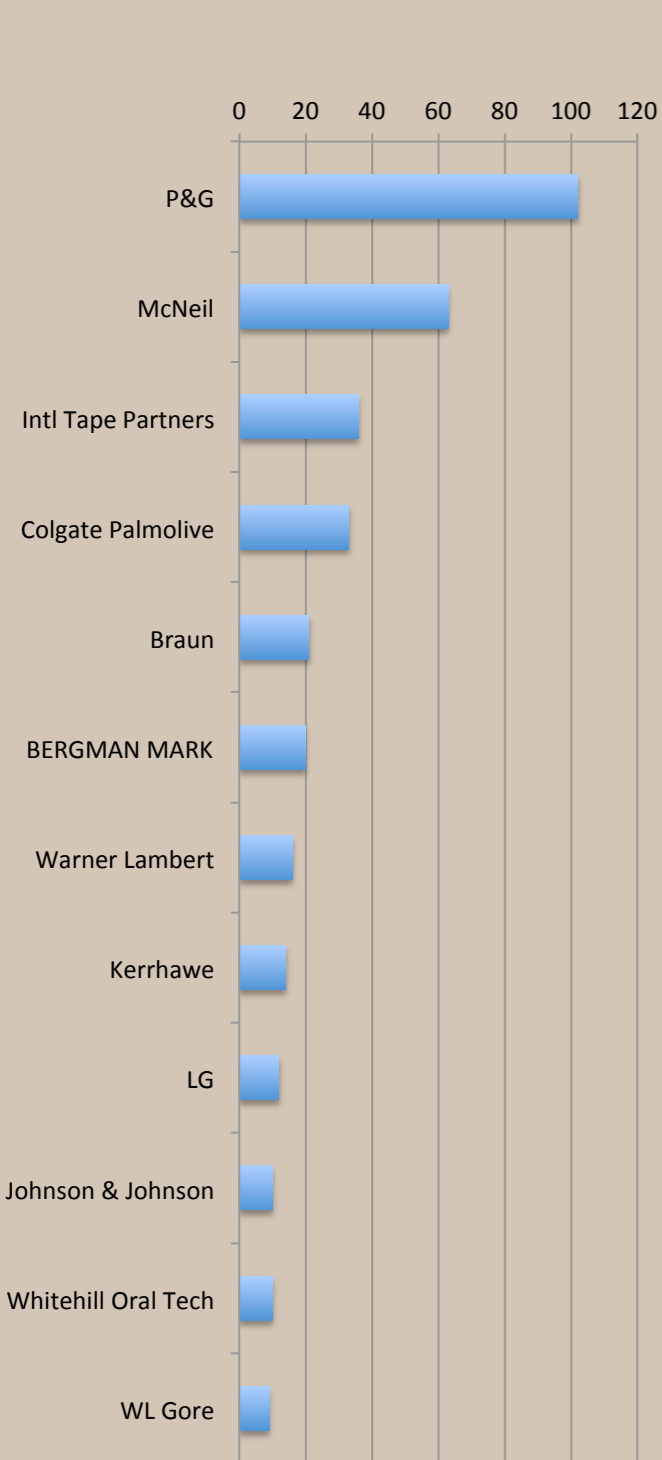
Let's Look First at the Number of Forward Citations by Company

Company	Total Forward Citing Patents
P&G	606
WL Gore	220
Colgate Palmolive	198
Placental	162
McNeil	88
Westone Products Limited	85
Munchkin Bottling	49
Johnson & Johnson	32
Ranir LLC	31
Dr. Fresh Inc.	25
SKB	23
Anchor Advanced Products	22
Water Pik Inc.	12
John O. Butler Company	10

Looking at just the P&G Documents We Can See The Highest Cited Patents and by Who



We Can Also See Companies Citing by Year



	1992	1993	1994	1995	1996	1997	1998	1999	2000	2001	2002	2003	2004	2005	2006	2007	2008	2009	2010	2011	2012
P&G	1		4	8	12	11	6	3	3		4	5	12		2	7	1	4	5	5	9
McNeil							9	2			2	5	5	1	1		17	17	1	2	1
Intl Tape Partners										12	16	8									
Colgate Palmolive		1	2	1	2		1	1			2	2	1	3		2	4	1	8	1	1
Braun												1	2		3				1	8	6
BERGMAN MARK												9	11								
Warner Lambert											5	11									
Kerrhawe														6	2		6				
LG											6	2	4								
Johnson & Johnson				2			1				1			5							
Whitehill Oral Tech																					
WL Gore			1	3			4			1		1									
					1			1													

Patinformatics, LLC[®]

Data Driven Decisions

Patent Strategy and Analytics Services

FAMILY OR INVENTION REDUCTION

Aliphcom Up Portfolio

- As of April, 2013, Jawbone, which files patents under the name of Aliphcom, had 80 patent applications associated with the Up[™] product, filed around the world, based on data provided by Orbit.com
- After removing redundant applications, filed in multiple countries, a collection of nine unique WO applications, and twenty US applications were discovered
- All 80 documents were categorized together as being in a single INPADOC family

What is a personal fitness monitor?

USA TODAY
MONDAY, MARCH 25, 2013

HEALTH

Sleep-tracking devices have experts tossing and turning

Data help spot patterns but can be misleading

Kim Painter
Special for USA TODAY

Leigh Honeywell, 28, of Seattle made a resolution at the start of 2012: She decided to get more sleep. More than a year later, the computer security manager says she's keeping that resolution and owes a lot of credit to a little device she wears on a wrist strap at night.

The device is a Fitbit One, one of a growing number of gadgets consumers can buy to track their health habits, including sleep. The devices typically use movement detectors called accelerometers, which can count your steps during the day but also can detect sleep patterns by tracking your arm movements at night. You download the data to your computer or mobile device — and get multicolored charts showing how long you were in bed and how much of the time the device sensed that you were asleep or awake. At least one device, the Jawbone Up, claims to distinguish light from deep sleep.

Smartphone apps that track sleep also are proliferating. Some ask users to literally sleep with their phones so the phones' accelerometers can detect their movements.

It is unclear how many people are using such devices and apps. A recent survey from Pew Research Center found that most people who track personal health statistics still use paper or their memory rather than a computer, smartphone or what the survey called "a medical device."

It's also unclear how accurate or useful the sleep data created by the trackers are. Some sleep experts are skeptical. They say, and manufacturers agree, that trackers are no substitute for medical advice or testing when people have serious sleep problems.

But Honeywell, who used an app before getting her Fitbit, is convinced they have made a difference in her once sleep-deprived life.

AWAKEN YOUR AWARENESS
Seeing her data, she says, convinced her "there was a pattern," and it was not healthy. "I would get progressively less sleep for about 10 days in a row, then I would crash and catch up for a few days, then do it all again." She also realized she craved candy on the days she got the least sleep.

Now she's consistently sleeping eight hours or more each night, feeling more alert and resisting candy, she says. Honeywell says she got exactly what the device makers say they intend to provide: insights that can change habits for the better.

"It's hard to get better if you don't know where you are starting from," says Jawbone's Travis Bogard. Many people, he says, find there's "a huge gap between intentions and actual behavior."

A sleep tracker that is also an activity and calorie tracker lets people see relationships between sleep, eating, exercise and weight, says John Stivorich, chief technology officer of BodyMedia. It makes sleep- and activity-tracking armbands used by contestants on NBC's *The Biggest Loser*.

Some people who start tracking sleep do notice worrisome patterns — such as waking dozens of times a night — and decide to check them out with doctors, says Eric Friedman, Fitbit's chief technology officer. He says one user who saw that he was waking up 83 times a night went to a doctor and found out he had sleep apnea, a serious breathing disorder.

But none of the products is designed to tell people what's normal — how many times they should wake up each night or what constitutes a good "sleep efficiency" score (the percentage of in-bed time you are asleep, provided by several of the devices). Instead, users are invited to compare their numbers with one another and to consider their own data over time.

FALSE REASSURANCE POSSIBLE
That data could be misleading, says Hawley Montgomery-Downs, a sleep researcher at West Virginia University. In a study published in 2011, she found that a previous version of Fitbit was less accurate than polysomnography, the sophisticated gold-standard sleep lab test, and less accurate than an actigraph, a watchlike accelerometer that is sometimes used in sleep studies and was the inspiration for the consumer devices. In 24 healthy adults, Fitbit and the actigraph overestimated overnight sleep time compared with the lab test, Fitbit by an average of 67 minutes and the actigraph by 43 minutes.

In general, she says, accelerometers are more likely to say people are asleep when they are awake than the other way around, meaning they might give people with sleep disorders an overly rosy view. "That could be dangerous," she says.

Matt Bianchi, a sleep specialist and assistant professor of neurology at Harvard Medical School, agrees. People with sleep problems "might be falsely reassured by a device that seems to say they are fine," he says.

He says there's also no evidence an accelerometer can tell light from deep sleep. Bogard says the measure used on Jawbone's device "doesn't directly map" the formal stages of sleep recognized by doctors but tracks how still or active a sleeper is.

Montgomery-Downs and Bianchi say they have no problem if the devices are used to raise sleep awareness among healthy people, as long as they know the limitations.

Russell Sanna, executive director of the division of sleep medicine at Harvard Medical School, is more enthusiastic. Tracking sleep, even with imperfect devices, could be a great way for more people to learn how important sleep is, he says.

Sanna says he uses one of the commercial sleep trackers (he won't say which one), and "I love it."

TAKE ONE TO BED
Consumers who want to try a sleep tracker that can download data to computers or mobile devices have plenty of options. Among those that use accelerometers to track sleep and other health stats:

- Fitbit One**
The device clips onto clothing during the day and goes on a wrist strap at night. A day-and-night wristband version, the Flex Wireless, is due in April. \$100 at fitbit.com.
- BodyMedia armbands**
The Link (\$150) and Core (\$120) bands strap to the upper arm and add temperature and sweat sensors to movement detection. At bodymedia.com.
- Basis**
The watch-style device also uses multiple sensors and comes with black and white bands. \$280 at mybasis.com.
- Larklife**
The rubber wrist-band comes with a softer fabric sleep bracelet. \$150 at lark.com.
- Jawbone Up**
The rubber wristband comes in many colors. \$130 at jawbone.com.



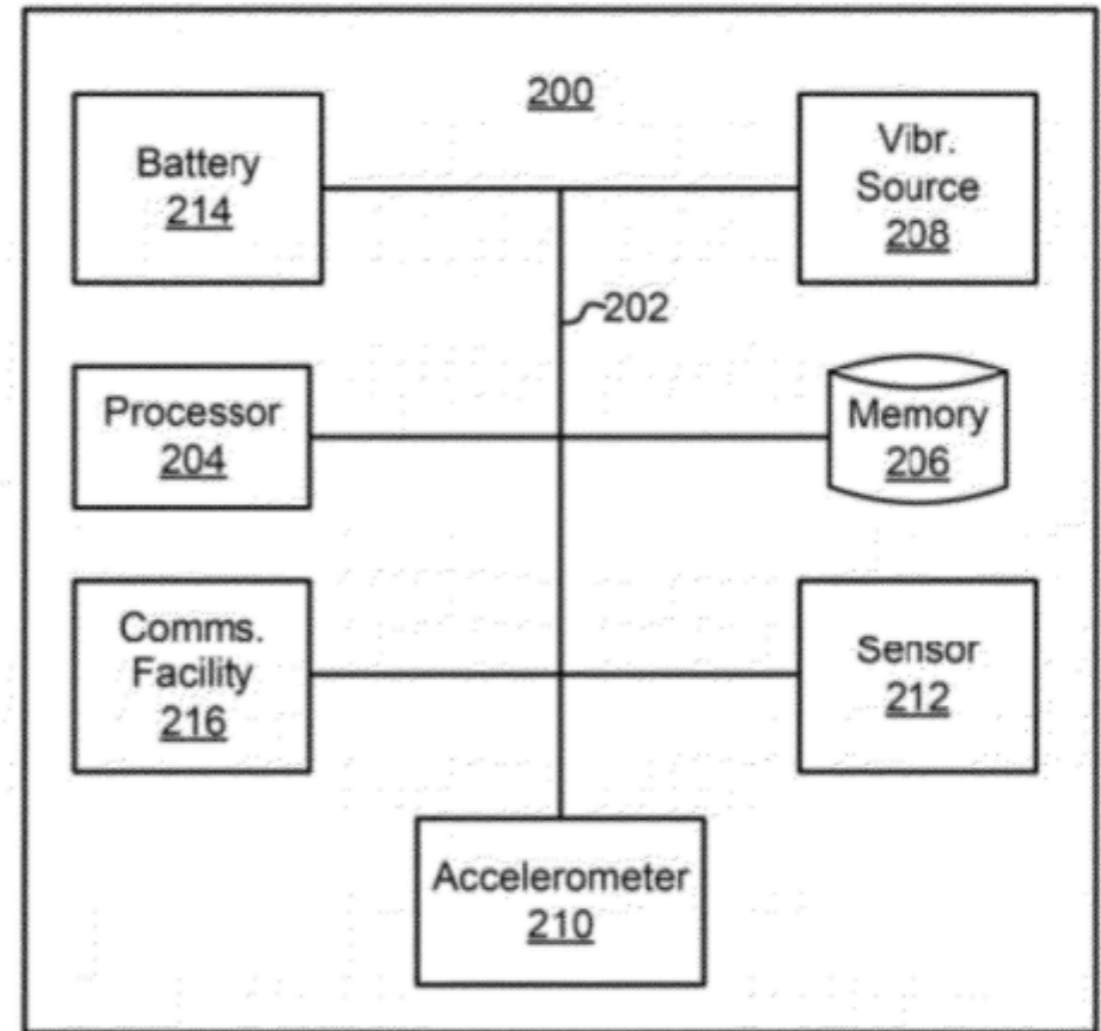
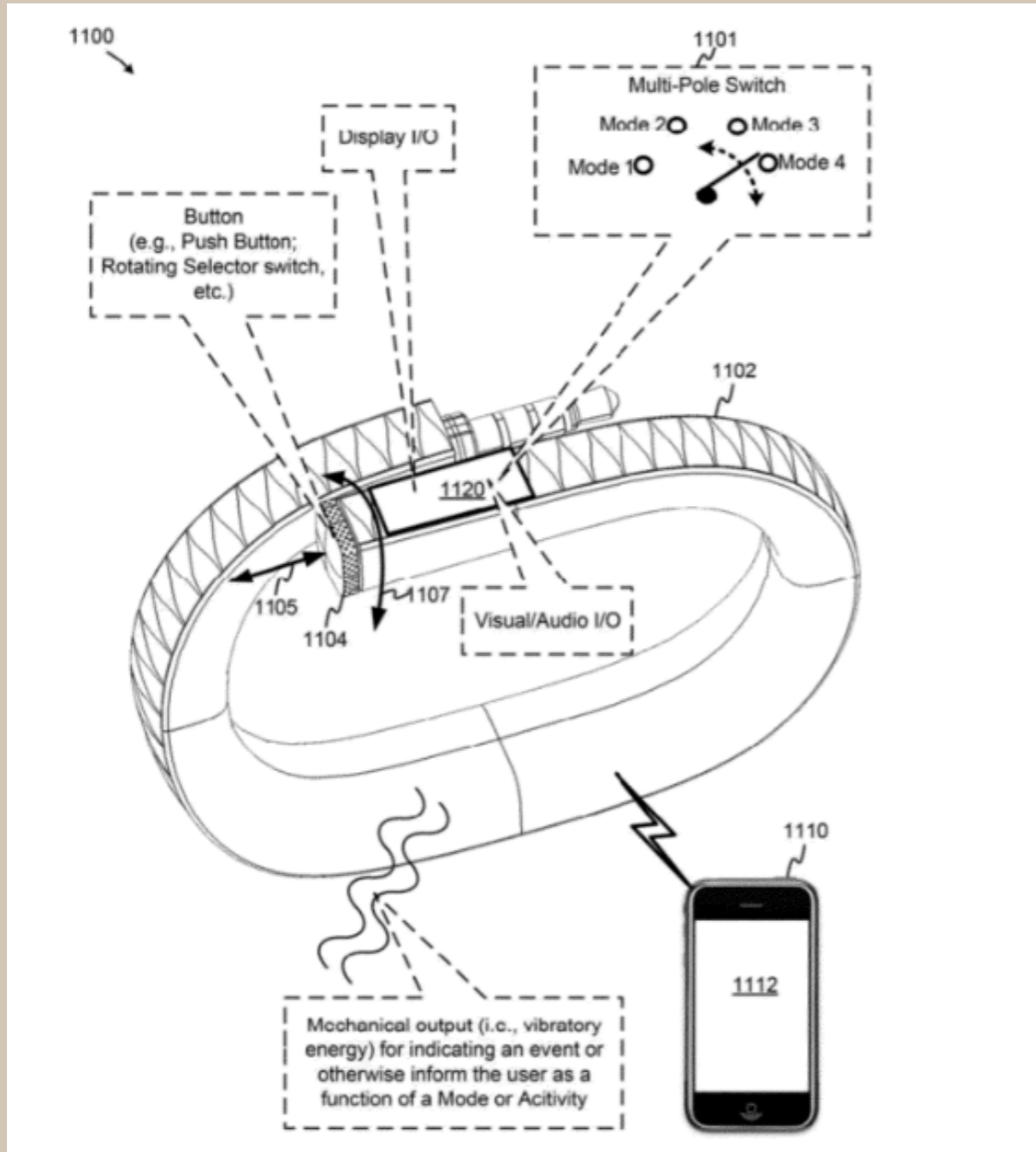
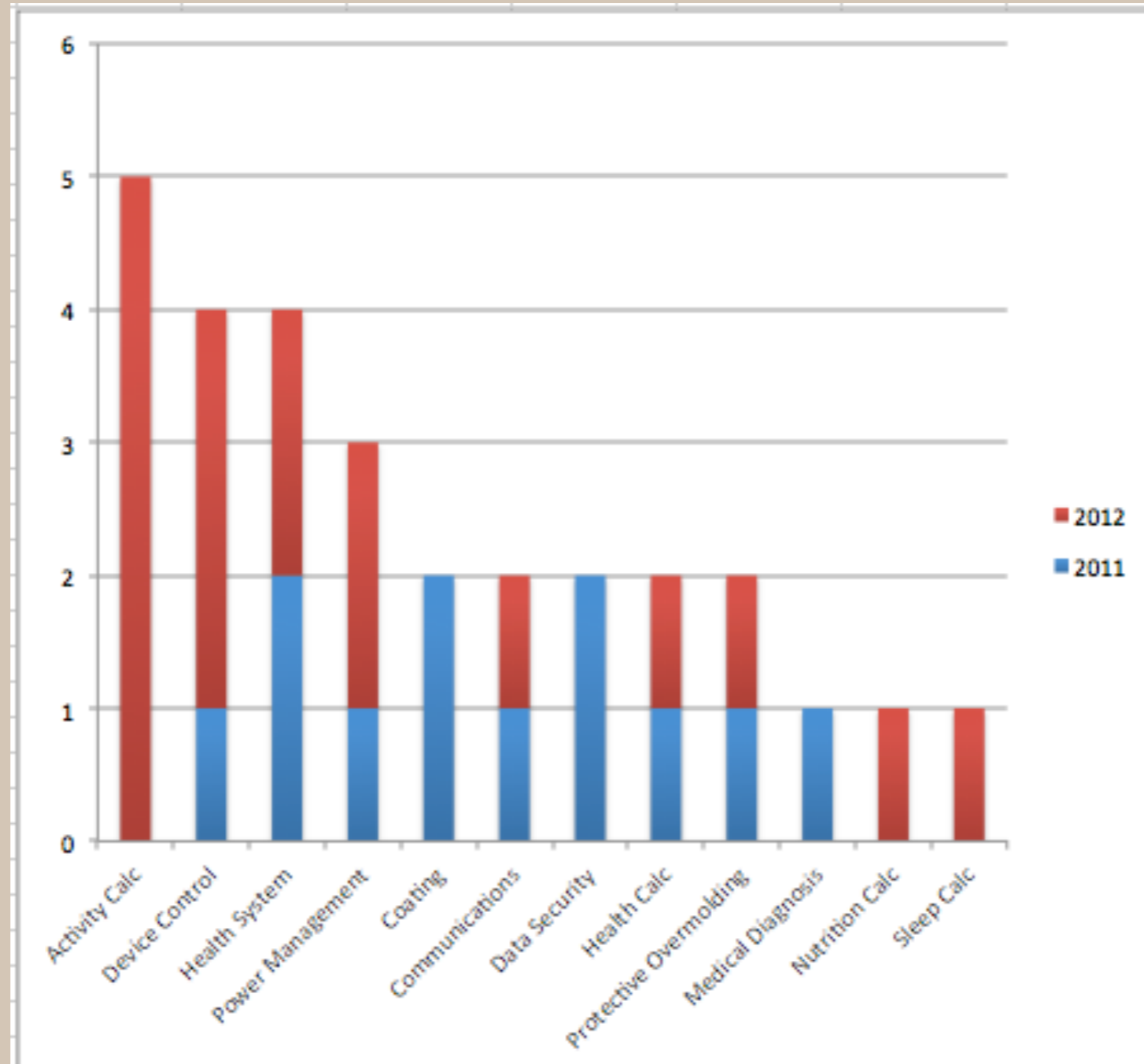


FIG. 2A

Aliphcom Up Portfolio

- Many of the 29 documents have identical original titles and similar specifications but they differ fairly significantly when looking at the claims
- To determine how many distinct technology concepts are covered by this collection the claims of each document were read and categorized
- For simplicity sake, each document was only placed in a single category based on the analysis of the first claim

Aliphcom Up Portfolio



Aliphcom Up Portfolio

- Power management claims
- A wearable band comprising: a plurality of sensors; a controller coupled to the plurality of sensors; an energy storage device; a power port configured to receive power and control signals, the power port coupled to the energy storage device; a power manager comprising: a transitory power manager configured to control an application of power to one or more components of the wearable band in one or more power modes; and a power modification manager comprising a power clock controller configured to adapt a clock frequency of a clock signal configured to be applied to the controller as a function of a power mode, the power mode associated with a mode of operation

Aliphcom Up Portfolio

- Protective Overmolding claims
- A method, comprising: selectively applying a curable coating substantially over one or more of a plurality of elements coupled to a framework configured to be worn, the plurality of elements including at least a sensor; and selectively forming a molding substantially over a subset of the plurality of elements, the molding configured to provide a protective property

Other Aliphcom Up Families

- FAMPAT Family (Questel) – Basic family plus: Applications falling outside the 12 month filing limit; Links between EP and PCT publications; Combining US Provisionals that share the same priority with US Published Applications.
- Derwent Family (Thomson Reuters) – Patent Families in the World Patents Index (WPI) draw together patents covering the same invention. Their relationship is defined by the priority or application details claimed by each document.
- Looking at the Aliphcom case, there were 24 FAMPAT families and 13 Derwent families associated with the collection.

Patinformatics, LLC[®]

Data Driven Decisions

Patent Strategy and Analytics Services

CLAIMS ANALYSIS

When comparing claims within a patent family an analyst can look at a variety of different levels:

The originally written claims (usually represented by the claims published as a pre-grant application) can be compared to the claims that were eventually allowed to grant – this analysis will demonstrate what changes needed to be made during prosecution in order to get an allowance

The independent claims within a single granted patent can be compared to one another – this shows the different aspects of the invention that the applicant is looking to cover

The independent claims from one family member can be compared to the corresponding independent claims from another member of the same patent family – through the use of Divisionals, Continuations and Continuation-In-Parts the coverage and application of the invention can be expanded

Comparing the application to the granted patent

The screenshot shows the Kaleidoscope software interface with two text documents open for comparison. The left document, labeled 'A', is '8180591_Grant_Claim_1.txt' and the right document, labeled 'B', is '8180591_App_Claim_1.txt'. Both documents contain a list of seven numbered items describing a portable monitoring device. The text in both documents is identical, indicating no differences were found between the two versions.

Document A: 8180591_Grant_Claim_1.txt

1. A portable monitoring device, adapted to couple to a body of a user, to calculate a number of stairs or flights of stairs traversed by the user, the portable monitoring device comprising:
- a housing having a physical size and shape that is adapted to couple to the body of the user;
- a motion sensor, disposed in the housing, to detect motion of the user and, in response thereto, to generate data which is representative of motion of the user;
- an altitude sensor, disposed in the housing, to sample an altitude of the user in response to a sample signal, wherein, in response to sampling the altitude of the user, the altitude sensor generates data which is representative of a change in altitude of the user; and
- processing circuitry, disposed in the housing and coupled to the motion sensor and the altitude sensor, to:
- generate the sample signal using the data which is representative of motion of the user, and
- calculate a number of stairs or flights of stairs traversed by the user using the data which is representative of motion of the user and the data which is representative of a change in altitude of the user.

Document B: 8180591_App_Claim_1.txt

1. A portable monitoring device, adapted to couple to a body of a user, to calculate a number of stairs or flights of stairs traversed by the user, the portable monitoring device comprising:
- a housing having a physical size and shape that is adapted to couple to the body of the user;
- a motion sensor, disposed in the housing, to detect motion of the user and, in response thereto, to generate data which is representative of motion of the user;
- an altitude sensor, disposed in the housing, to sample an altitude of the user in response to a sample signal, wherein, in response to sampling the altitude of the user, the altitude sensor generates data which is representative of a change in altitude of the user; and
- processing circuitry, disposed in the housing and coupled to the motion sensor and the altitude sensor, to:
- generate the sample signal using the data which is representative of motion of the user, and
- calculate a number of stairs or flights of stairs traversed by the user using the data which is representative of motion of the user and the data which is representative of a change in altitude of the user.

The interface includes a 'No Changes' button at the bottom right and a taskbar at the bottom showing the open documents.

Comparing independent claims in the granted patent

The screenshot shows the Kaleidoscope software interface with two patent claims being compared side-by-side. The left pane (A) displays claim 1, and the right pane (B) displays claim 22. Both claims describe a portable monitoring device for calculating stairs or flights of stairs. The claims are broken down into numbered components (1-7) and steps (1-9). The text in the panes is highlighted in purple and green to show differences and similarities. A green line connects the text in claim 1 to the corresponding text in claim 22. The software interface includes a top toolbar with navigation icons, a bottom toolbar with view modes (Blocks, Fluid, Unified), and a document tray at the bottom showing the open files.

Line	Claim 1 (A)	Claim 22 (B)
1	1. A portable monitoring device, adapted to couple to a body of a user, to calculate a number of stairs or flights of stairs traversed by the user, the portable monitoring device comprising: -	22. A portable monitoring device, adapted to couple to a body of a user, to calculate a number of stairs or flights of stairs traversed by the user, the portable monitoring device comprising: -
2	a housing having a physical size and shape that is adapted to couple to the body of the user;	a housing having a physical size and shape that is adapted to couple to the body of the user;
3	a motion sensor, disposed in the housing, to detect motion of the user and, in response thereto, to generate data which is representative of motion of the user; -	a motion sensor, disposed in the housing, to sample motion of the user in response to a motion sample signal, wherein, in response to sampling the motion of the user, the motion sensor generates data which is representative of motion of the user; -
4	an altitude sensor, disposed in the housing, to sample an altitude of the user in response to a sample signal, wherein, in response to sampling the altitude of the user, the altitude sensor generates data which is representative of a change in altitude of the user; and -	an altitude sensor, disposed in the housing, to sample an altitude of the user in response to an altitude sample signal, wherein, in response to sampling the altitude of the user, the altitude sensor generates data which is representative of a change in altitude of the user; -
5	processing circuitry, disposed in the housing and coupled to the motion sensor and the altitude sensor, to:	processing circuitry, disposed in the housing and coupled to the motion sensor and the altitude sensor, to:
6	generate the sample signal using the data which is representative of motion of the user, and -	generate the altitude sample signal using the data which is representative of motion of the user, -
7	calculate a number of stairs or flights of stairs traversed by the user using the data which is representative of motion of the user and the data which is representative of a change in altitude of the user.	calculate data which is representative of a change in elevation of the user using (i) the data which is representative of motion of the user and (ii) the data which is representative of a change in altitude of the user, and -
		8 correlate data which is representative of the change in elevation of the user to a number of stairs or flights of stairs traversed by the user; and -
		9 a display, coupled to the processing circuitry, to output data of the number of stairs or flights of stairs traversed by the user.

Comparing claims in the patent family

The screenshot shows the Kaleidoscope software interface with two patent claims, A and B, displayed side-by-side. Claim A is from document 20120083715_App_Claim_1.txt and Claim B is from document 8180591_Grant_Claim_1.txt. Both claims describe a portable monitoring device with various sensors and processing circuitry. The software highlights differences between the two claims using colored boxes and connecting lines. Claim A includes features like calculating calorie burn and using motion and altitude data. Claim B includes features like calculating stairs traversed and using a sample signal for altitude. The interface includes a toolbar with 'Blocks', 'Fluid', and 'Unified' views, and a document tray at the bottom showing the open files.

Claim A	Claim B
1. A portable monitoring device to calculate calorie burn of a user, the portable monitoring device comprising: –	1. A portable monitoring device, adapted to couple to a body of a user, to calculate a number of stairs or flights of stairs traversed by the user, the portable monitoring device comprising: –
2 a motion sensor to detect motion of the user and, in response, to generate data which is representative of motion of the user; –	2 a housing having a physical size and shape that is adapted to couple to the body of the user; –
3 an altitude sensor to detect a change in altitude of the user and, in response, to generate data which is representative of the change in altitude of the user; –	3 a motion sensor, disposed in the housing, to detect motion of the user and, in response thereto, to generate data which is representative of motion of the user; –
4 processing circuitry, coupled to the motion sensor and the altitude sensor, to: –	4 an altitude sensor, disposed in the housing, to sample an altitude of the user in response to a sample signal, wherein, in response to sampling the altitude of the user, the altitude sensor generates data which is representative of a change in altitude of the user; and –
5 calculate data which is representative of a change in elevation of the user using (i) the data which is representative of motion of the user and (ii) the data which is representative of a change in altitude of the user, –	5 processing circuitry, disposed in the housing and coupled to the motion sensor and the altitude sensor, to: –
6 calculate first calorie burn using the data which is representative of motion of the user, and –	6 generate the sample signal using the data which is representative of motion of the user, and –
7 calculate second calorie burn by adjusting the first calorie burn based on data which is representative of a change in elevation of the user; and –	7 calculate a number of stairs or flights of stairs traversed by the user using the data which is representative of motion of the user and the data which is representative of a change in altitude of the user.
8 wherein the portable monitoring device includes a housing having a physical size and shape that is adapted to couple to the body of the user.	

A holistic view of patents as they pertain to corporate strategy requires an integrated approach

- Like a three-legged stool there are different elements to an integrated strategy
- Business goals
- Financial analysis
- Patent considerations
- All three elements have to be considered or the item won't stand

