

## CURRENT ACCOUNT AT WIPO: PAYING IN WIPO PAY

Hey there! Welcome to our tutorial.

In this video you will learn how to pay with a Current Account at WIPO in WIPO Pay.

WIPO Pay is WIPO's payment application. With WIPO Pay you can pay using your Current Account at WIPO for

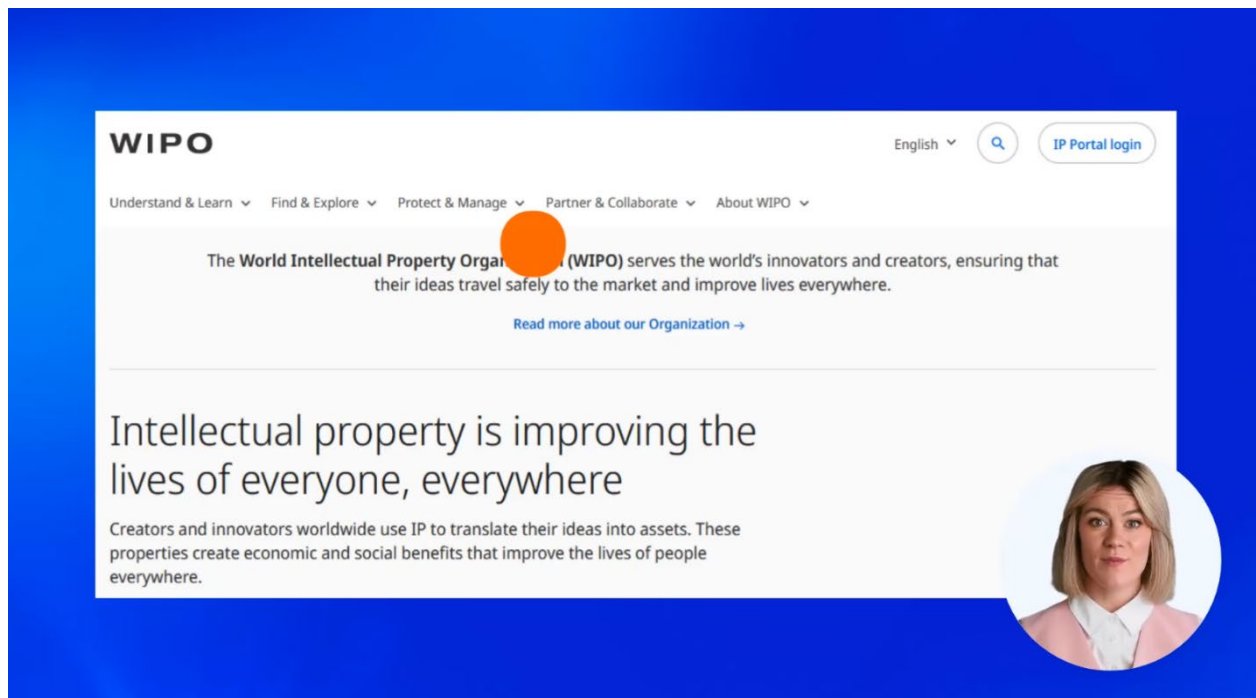
- PCT,
- eHague,
- eLisbon, and
- Domain Name Disputes fees.

Remember to **file your application prior to accessing WIPO Pay** and to access WIPO Pay always with the **same WIPO Account that you used for the filing**.

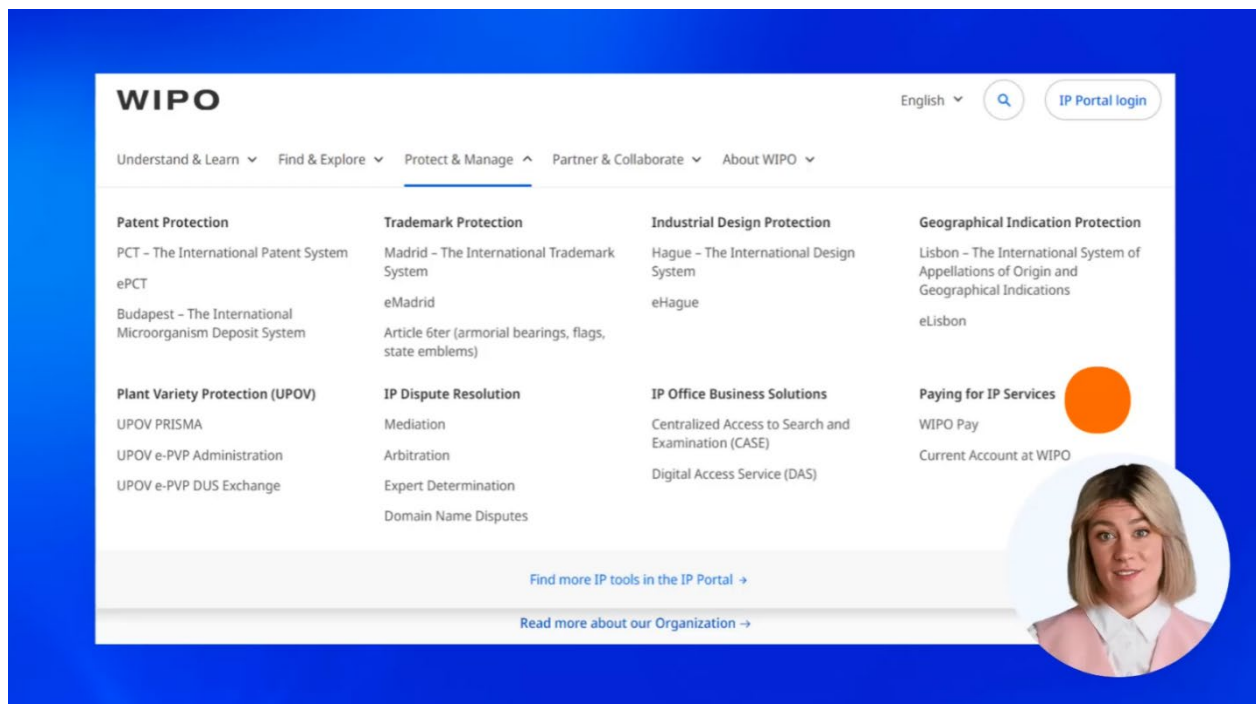
Before authorizing any payments with a Current Account at WIPO, please make sure that your Current Account has **sufficient funds** to make the payment.

Let's make a payment with a Current Account at WIPO right now!

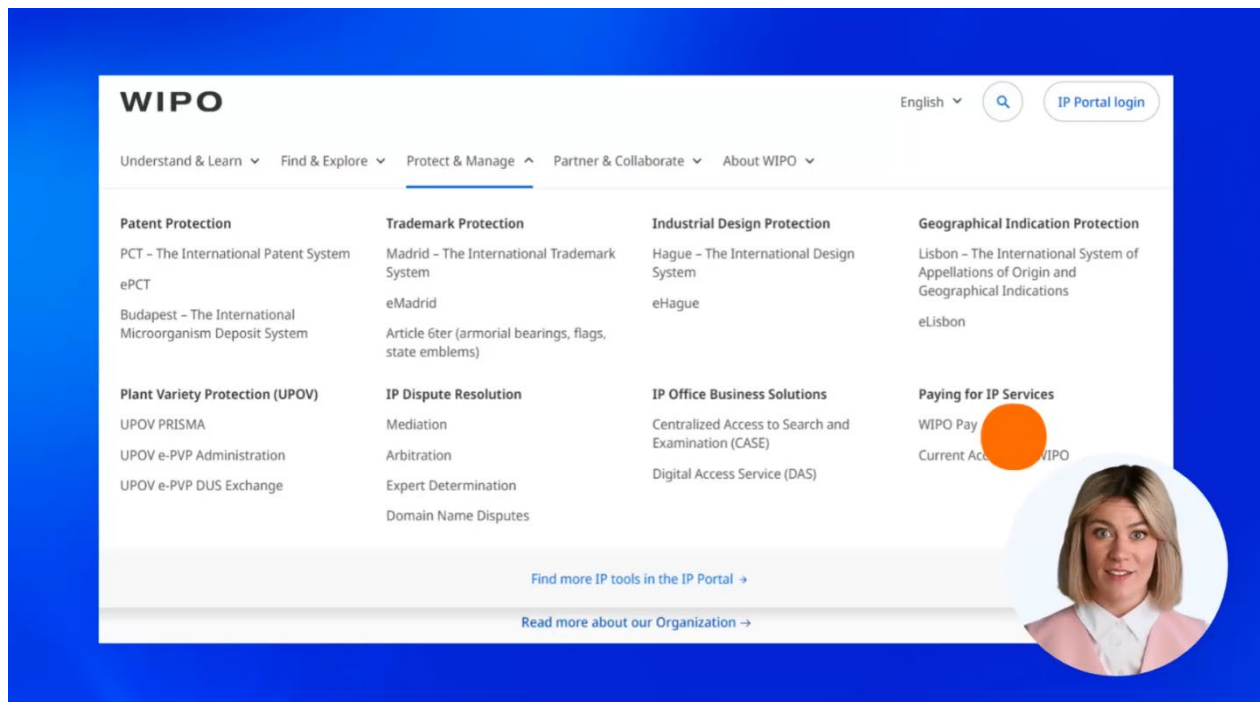
Go to WIPO's official website and click on "Protect and Manage".



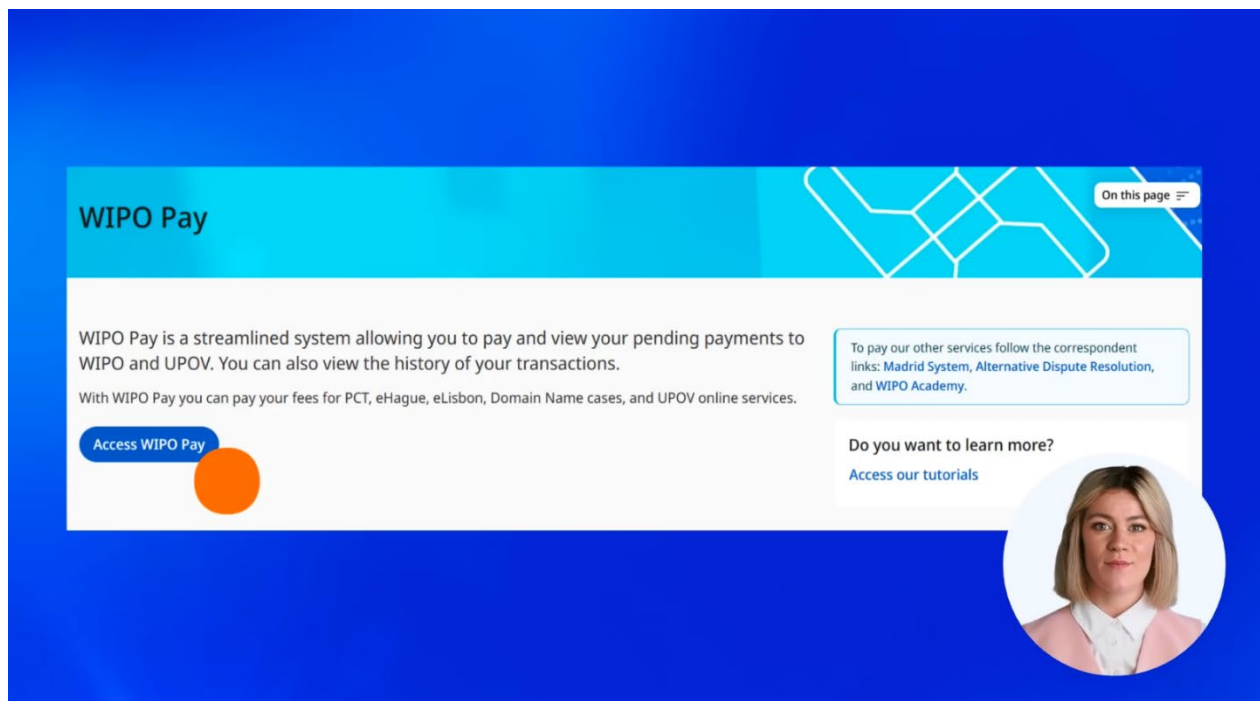
A menu will open. Find the menu title "Paying for IP Services".



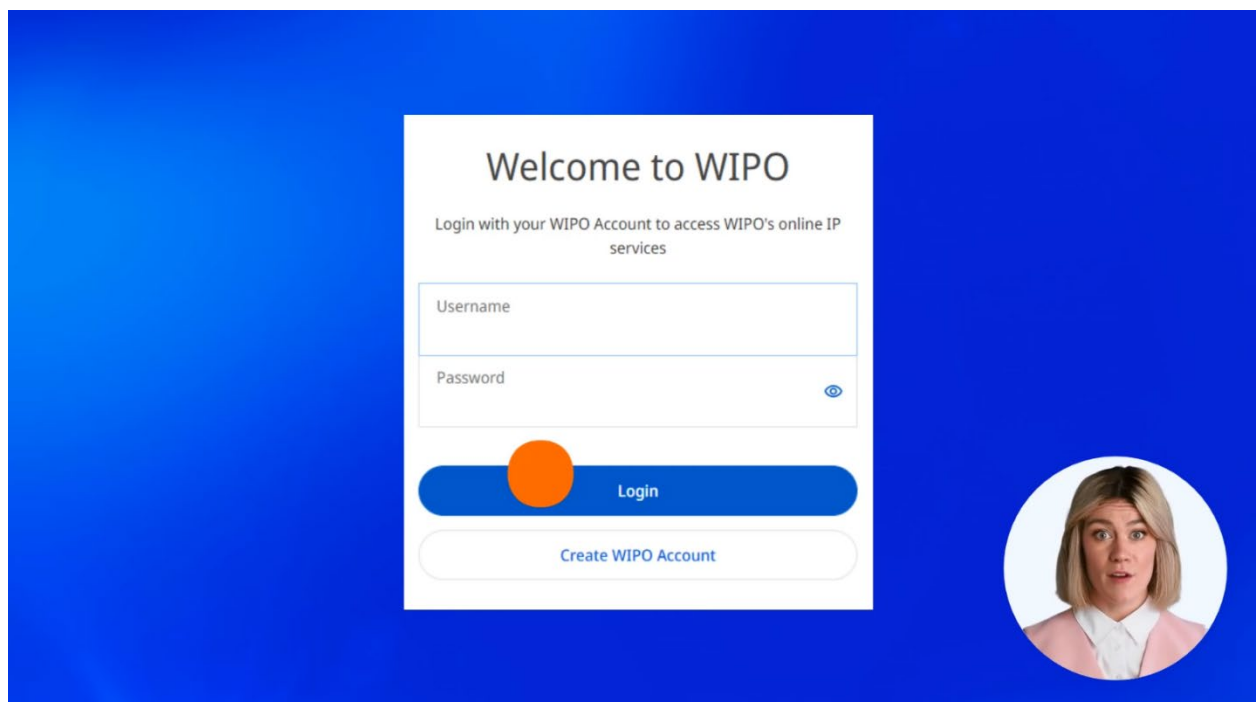
Click on "WIPO Pay".



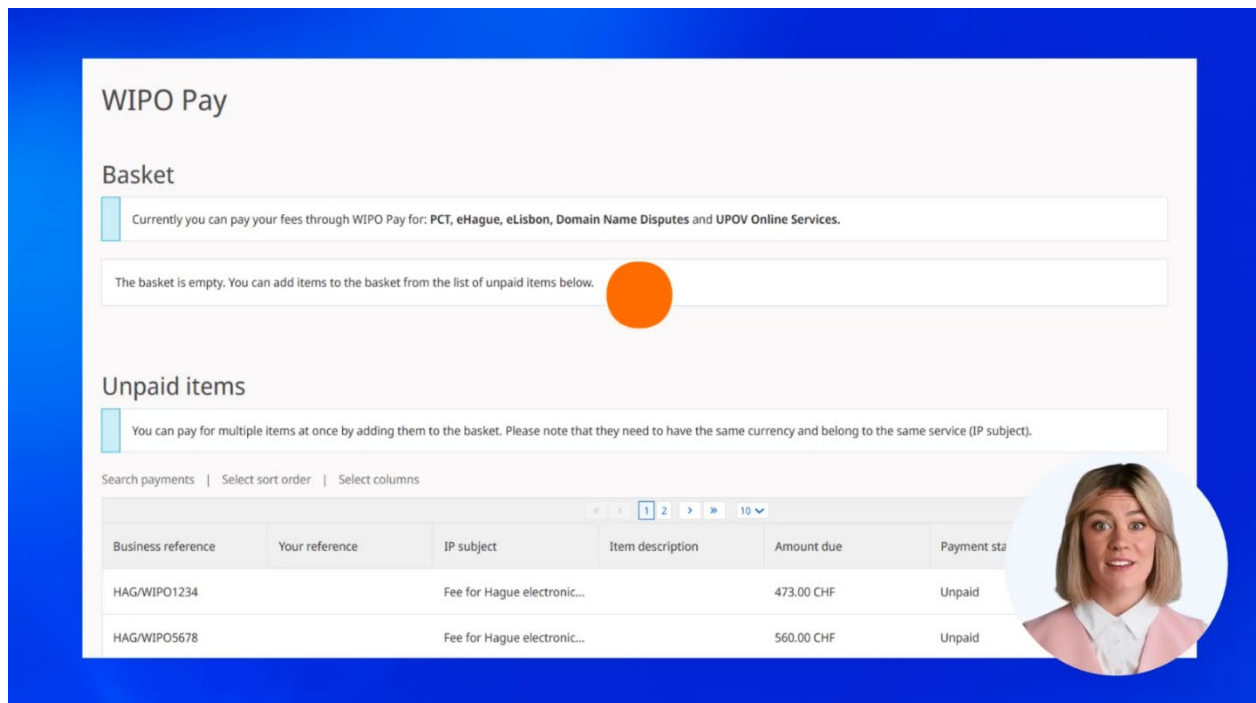
Then click on "Access WIPO Pay".



You will be asked to log in to your WIPO Account first.



Once inside WIPO Pay, if your basket is still empty,



choose the items you would like to pay by adding them to the basket.

**Unpaid items**

You can pay for multiple items at once by adding them to the basket. Please note that they need to have the same currency and belong to the same service (IP subject).

Search payments | Select sort order | Select columns

Business reference	Your reference	IP subject	Item description	Amount due	Payment status	
HAG/WIPO1234			Fee for Hague electronic...	473.00 CHF	Unpaid	<a href="#">Add to basket</a>
HAG/WIPO5678			Fee for Hague electronic...	560.00 CHF	Unpaid	<a href="#">Add to basket</a>

Once your basket is complete, you can proceed with the payment.

**WIPO Pay**

**Basket**

Currently you can pay your fees through WIPO Pay for: PCT, eHague, eLisbon, Domain Name Disputes and UPOV Online Services.

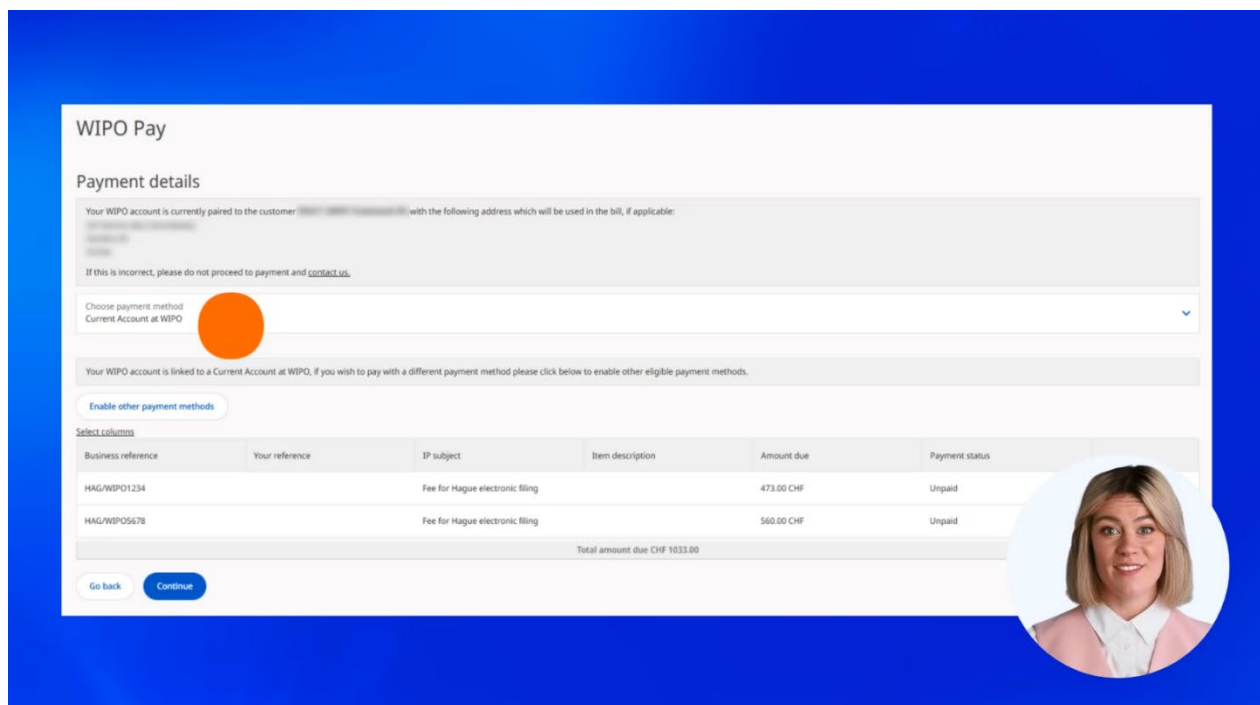
Select columns

Business refere...	Your reference	IP subject	Item description	Amount due	Payment status	
HAG/WIPO1234			Fee for Hague ...	473.00 CHF	Unpaid	<a href="#">Remove from basket</a>
HAG/WIPO5678			Fee for Hague ...	560.00 CHF	Unpaid	<a href="#">Remove fr</a>

Total amount due CHF 1033.00

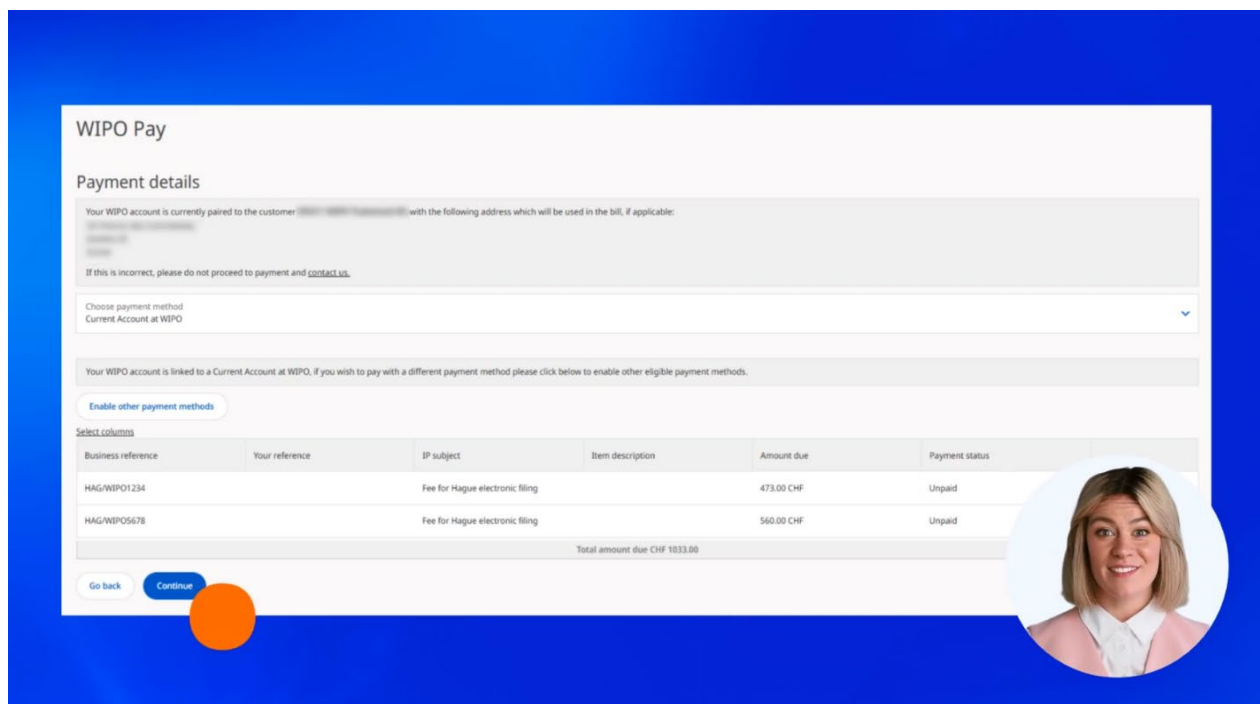
[Cancel](#) [Proceed to payment](#)

When your WIPO Account and Current Account at WIPO are synchronized, Current Account will appear as a default payment method.



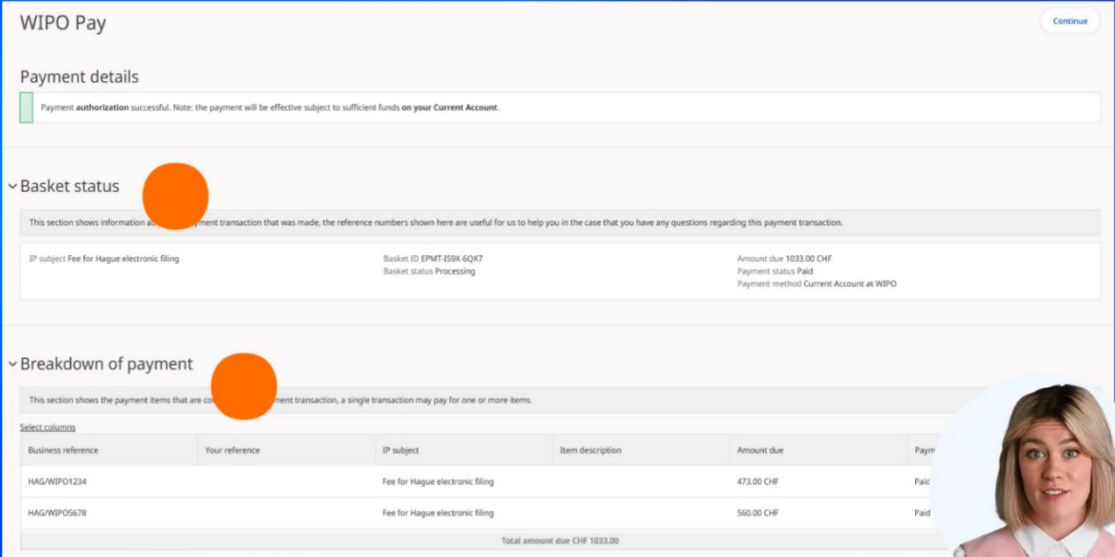
You can learn how to synchronize your accounts in [one of our previous tutorials](#) about Current Account at WIPO.

Click on "Continue".



Congratulations! Your payment was successful. Check your e-mail connected to your WIPO Account: you will shortly receive a payment confirmation.

Under the payment success message, you can find detailed information about your payment transaction. Please use the provided references for any communication with WIPO regarding your payment.



**WIPO Pay** Continue

**Payment details**

Payment authorization successful. Note: the payment will be effective subject to sufficient funds on your Current Account.

**▼ Basket status**

This section shows information about the payment transaction that was made, the reference numbers shown here are useful for us to help you in the case that you have any questions regarding this payment transaction.

IP subject Fee for Hague electronic filing	Basket ID EPMT-ESBK-6QK7 Basket status Processing	Amount due 1033.00 CHF Payment status Paid Payment method Current Account at WIPO
--	--	---

**▼ Breakdown of payment**

This section shows the payment items that are contained in the payment transaction, a single transaction may pay for one or more items.

Select columns

Business reference	Your reference	IP subject	Item description	Amount due	Payment status
HAG/WIPO1234			Fee for Hague electronic filing	473.00 CHF	Paid
HAG/WIPO5678			Fee for Hague electronic filing	560.00 CHF	Paid
Total amount due CHF 1033.00					

You can find more tutorials on our website - [wipo.int](https://wipo.int).

Finally, a reminder to **be aware of possible scam attempts** by phone, email, or text message. You can learn more about how to protect yourself from different types of scams on the [dedicated webpage on our website](#).

Thank you for watching our tutorial. See you next time!