

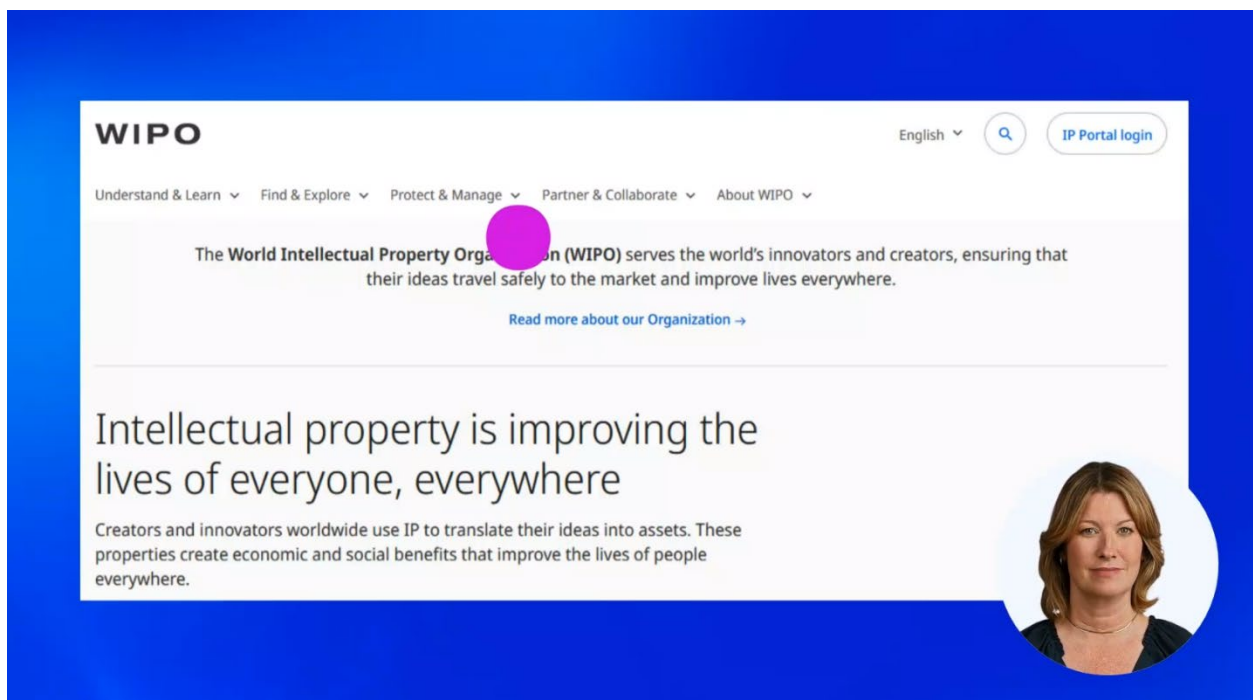
PAYING DOMAIN NAME CASE FEES

Hey there! Welcome to our tutorial.

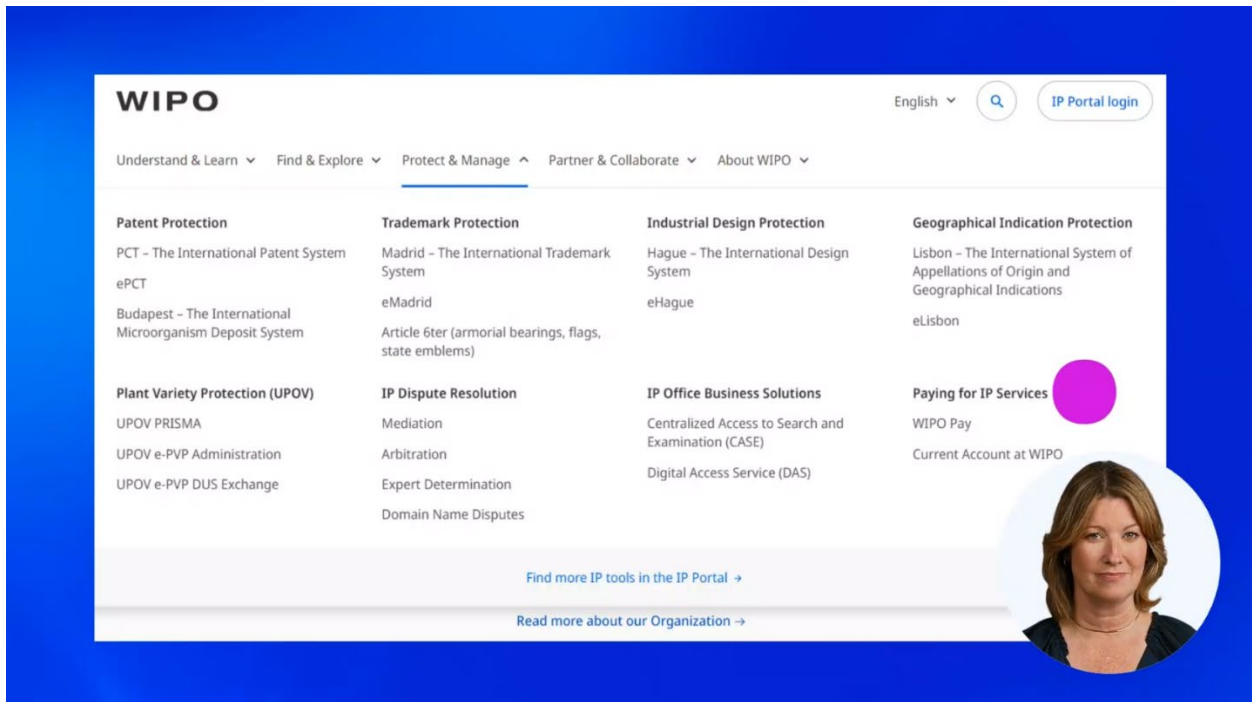
In this video you will learn how to pay for your Domain Name case fees in WIPO Pay.

Let's get started!

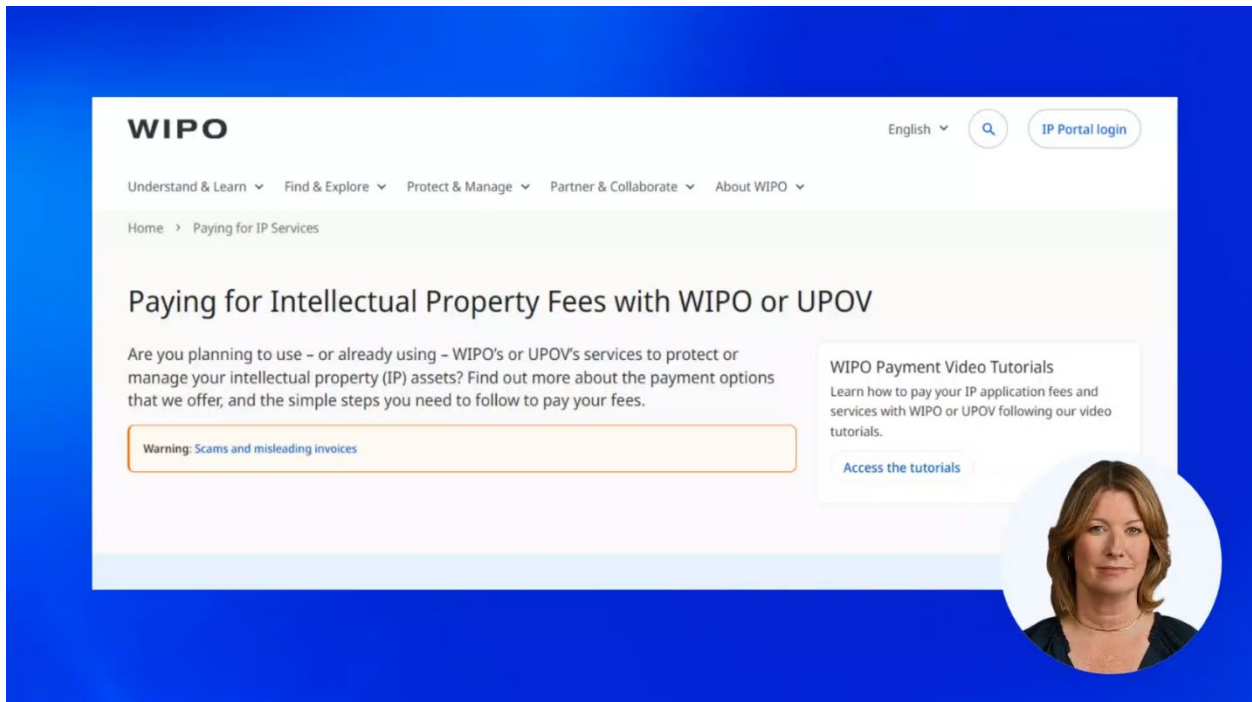
Go to WIPO's official website. Click on "Protect and Manage".



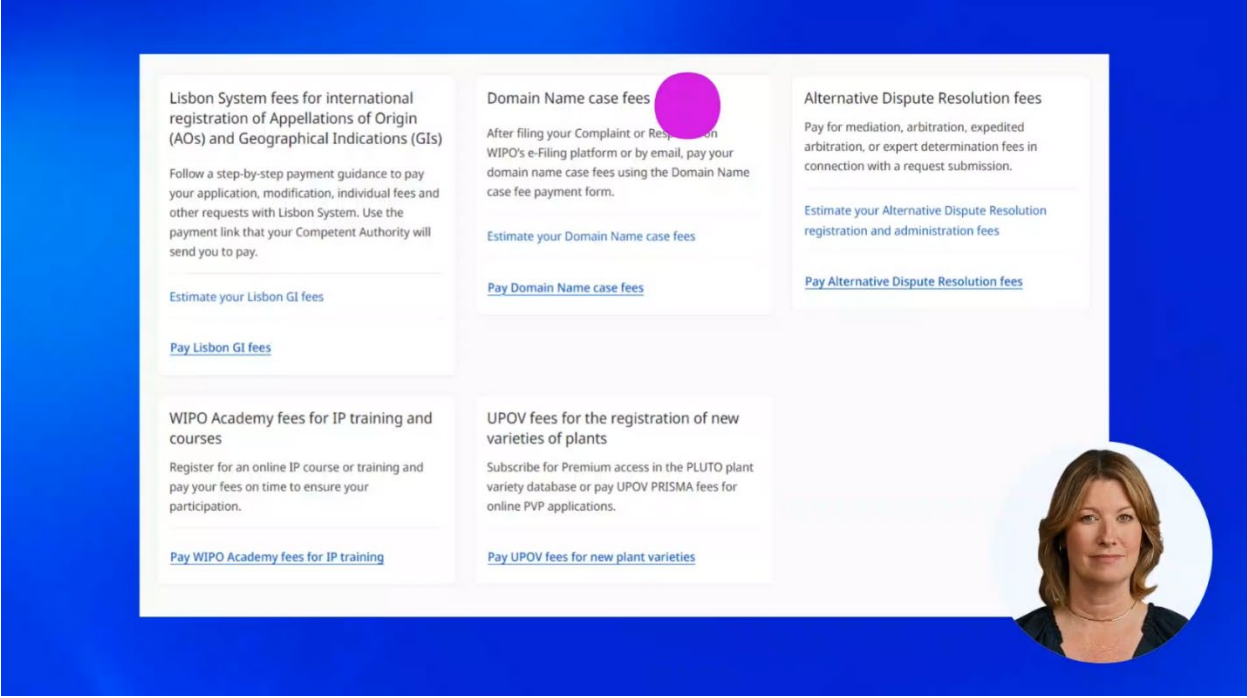
Then click on "Paying for IP Services".



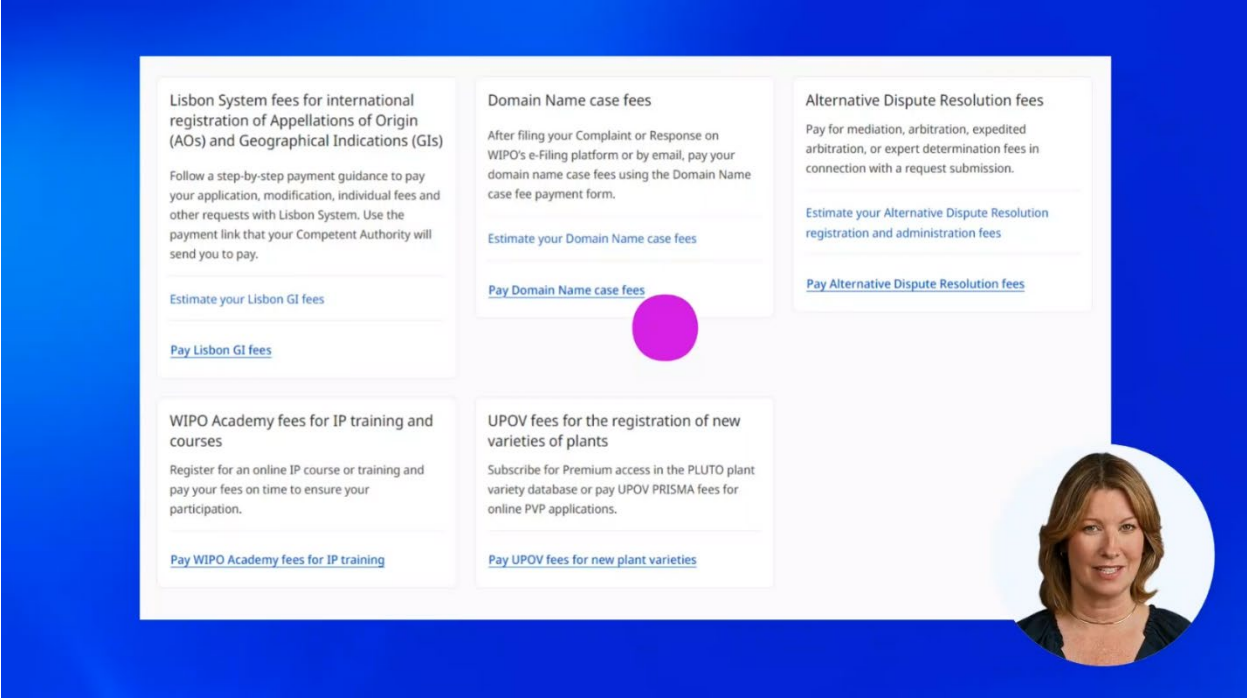
Scroll down the page



and find the box "Domain Name case fees".



Then click on "Pay Domain Name case fees".



Click on the link to open the Domain Name Payment form.

Paying WIPO Domain Name Case Fees

Learn about the different payment methods and follow these easy steps to pay your fees for Domain Name cases filed with WIPO.

- You need a **WIPO Account** to pay your Domain Name case fees. Don't have one? [Create your WIPO Account](#) now! Remember that a WIPO Account may belong to an individual only, not a group or an organization.


Warning: Scams and misleading invoices

How do I pay my Domain Name case fees?

Step 1

Fill in the Domain Name Payment form

- Once you type a domain name, the currency is selected automatically.
- When the form is filled in, click on the PAY button.
- If you have multiple requests to make, you must submit a separate form for each request.



You will be asked to log in to your WIPO Account first.

Welcome to WIPO


Login with your WIPO Account to access WIPO's online IP services

Username

Password

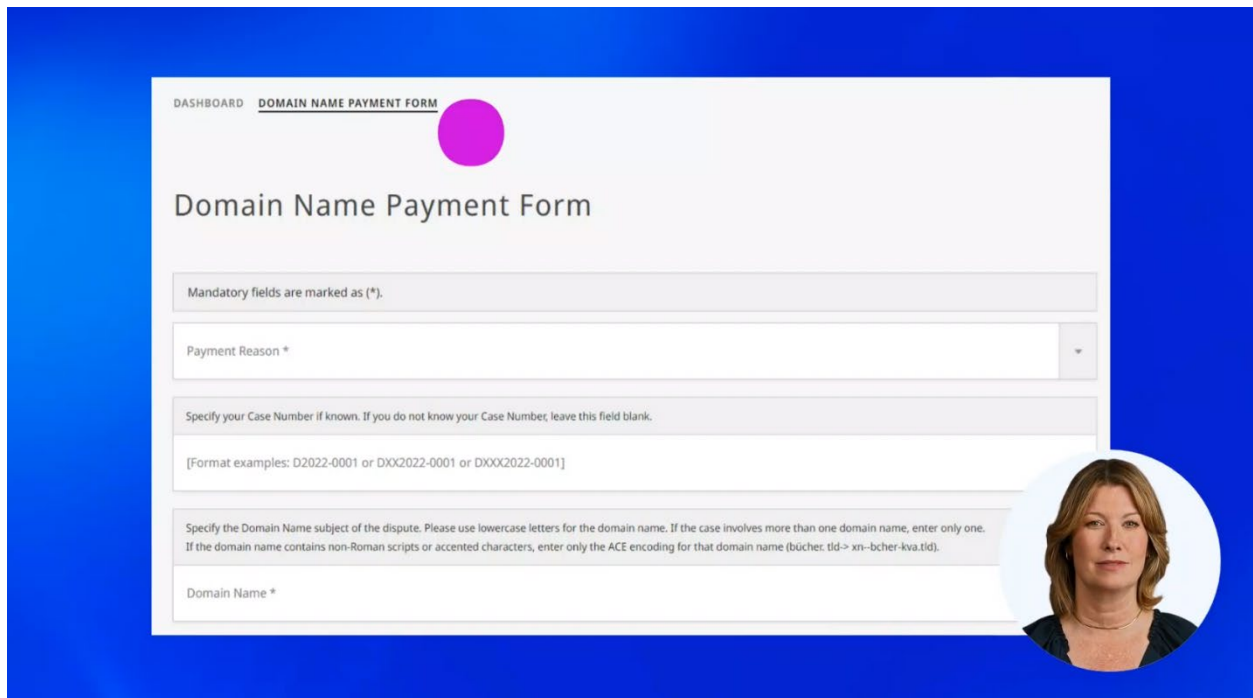
Login

Create WIPO Account



If you still don't have a WIPO Account, please check one of our previous tutorials about this topic.

Open the form by clicking on it in the upper menu.



DASHBOARD DOMAIN NAME PAYMENT FORM

Domain Name Payment Form

Mandatory fields are marked as (*).


Payment Reason *

Specify your Case Number if known. If you do not know your Case Number, leave this field blank.

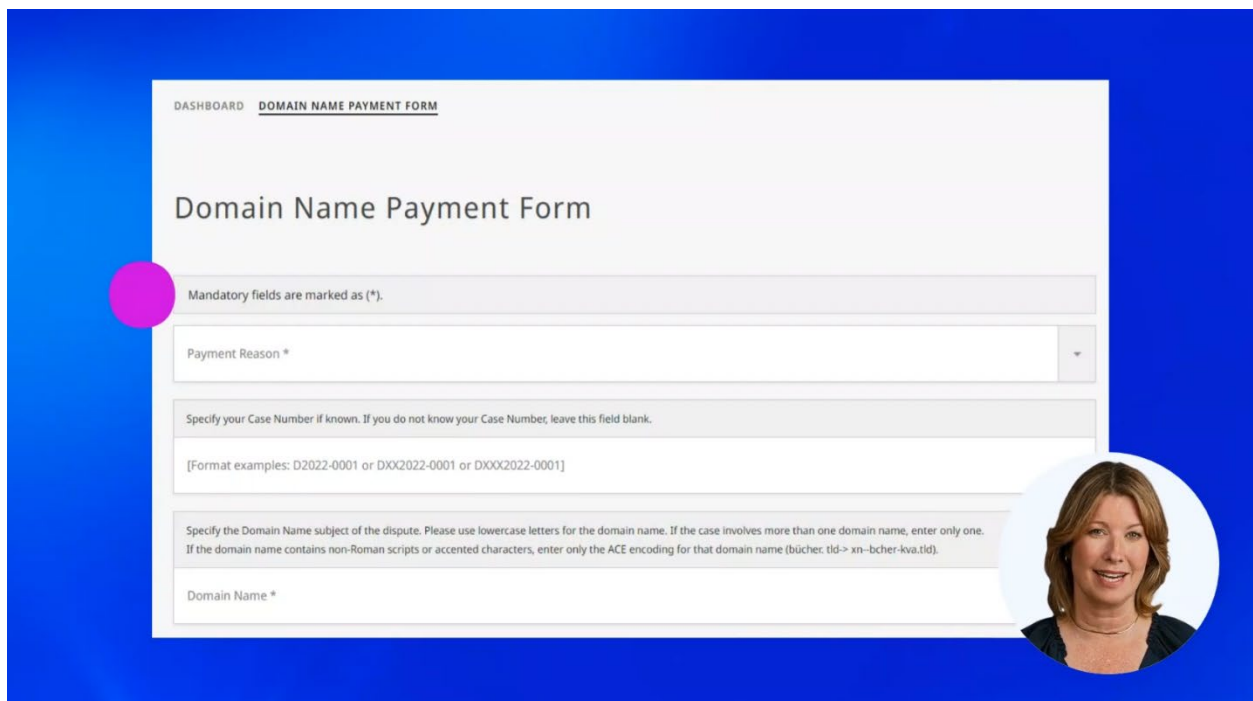
[Format examples: D2022-0001 or DXX2022-0001 or DXXX2022-0001]

Specify the Domain Name subject of the dispute. Please use lowercase letters for the domain name. If the case involves more than one domain name, enter only one. If the domain name contains non-Roman scripts or accented characters, enter only the ACE encoding for that domain name (bücher.tld->xn--bcher-kva.tld).

Domain Name *



Start filling in the information paying attention to the mandatory fields marked with an asterisk.



DASHBOARD DOMAIN NAME PAYMENT FORM

Domain Name Payment Form

Mandatory fields are marked as (*).


Payment Reason *

Specify your Case Number if known. If you do not know your Case Number, leave this field blank.

[Format examples: D2022-0001 or DXX2022-0001 or DXXX2022-0001]

Specify the Domain Name subject of the dispute. Please use lowercase letters for the domain name. If the case involves more than one domain name, enter only one. If the domain name contains non-Roman scripts or accented characters, enter only the ACE encoding for that domain name (bücher.tld->xn--bcher-kva.tld).

Domain Name *



Choose "Filing a complaint" as payment reason if it is a new complaint.

DASHBOARD DOMAIN NAME PAYMENT FORM

Domain Name Payment Form


Mandatory fields are marked as (*).

Payment Reason *

- Filing a complaint
- Payment portion of Panel Fee - Respondent
- Payment portion of Panel Fee - Complainant
- Fee after consultation with Center

Specify the Domain Name subject of the dispute. Please use lowercase letters for the domain name. If the case involves more than one domain name, enter only one. If the domain name contains non-Roman scripts or accented characters, enter only the ACE encoding for that domain name (bücher.tld->xn--bcher-kva.tld).

Domain Name *



In the case of a new complaint do not enter any case number and leave this field blank.

Specify your Case Number if known. If you do not know your Case Number, leave this field blank.

[Format examples: D2022-0001 or DXX2022-0001 or DXXX2022-0001]

Specify the Domain Name subject of the dispute. Please use lowercase letters for the domain name. If the case involves more than one domain name, enter only one. If the domain name contains non-Roman scripts or accented characters, enter only the ACE encoding for that domain name (bücher.tld-> xn--bcher-kva.tld).

Domain Name *

Number of Domain Names *


Panel *

Currency *

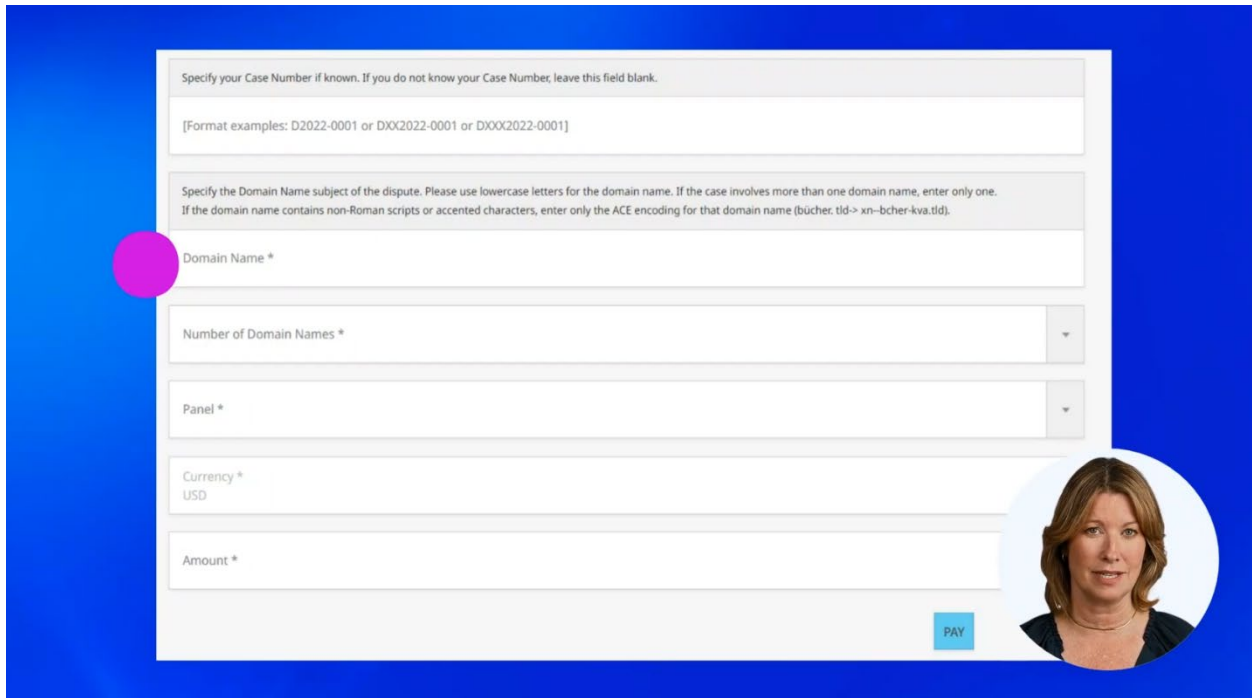
USD

Amount *

PAY



In case of multiple domain names complaint, please enter just one domain name in this field using only lowercase letters.



Specify your Case Number if known. If you do not know your Case Number, leave this field blank.

[Format examples: D2022-0001 or DXX2022-0001 or DXXX2022-0001]

Specify the Domain Name subject of the dispute. Please use lowercase letters for the domain name. If the case involves more than one domain name, enter only one. If the domain name contains non-Roman scripts or accented characters, enter only the ACE encoding for that domain name (bücher.tld-> xn--bcher-kva.tld).

Domain Name *


Number of Domain Names *

Panel *

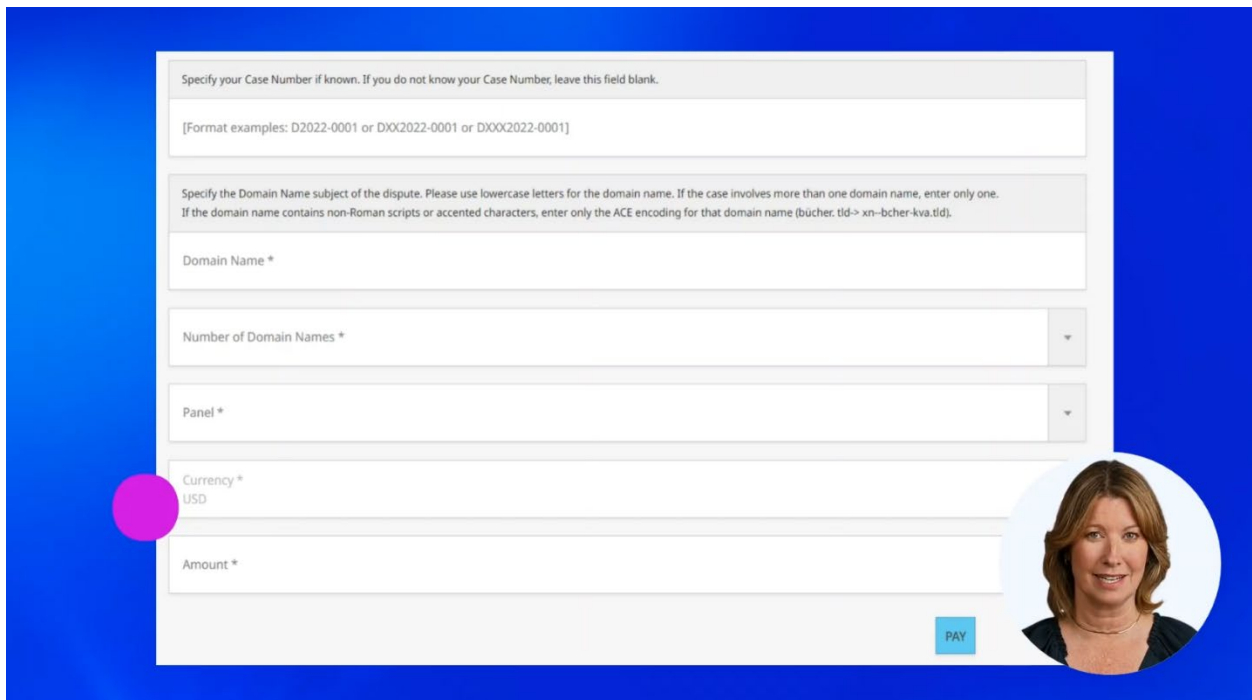
Currency *
USD

Amount *

PAY



Note that the currency field is filled in automatically. It can't be changed.



Specify your Case Number if known. If you do not know your Case Number, leave this field blank.

[Format examples: D2022-0001 or DXX2022-0001 or DXXX2022-0001]

Specify the Domain Name subject of the dispute. Please use lowercase letters for the domain name. If the case involves more than one domain name, enter only one. If the domain name contains non-Roman scripts or accented characters, enter only the ACE encoding for that domain name (bücher.tld-> xn--bcher-kva.tld).

Domain Name *


Number of Domain Names *

Panel *

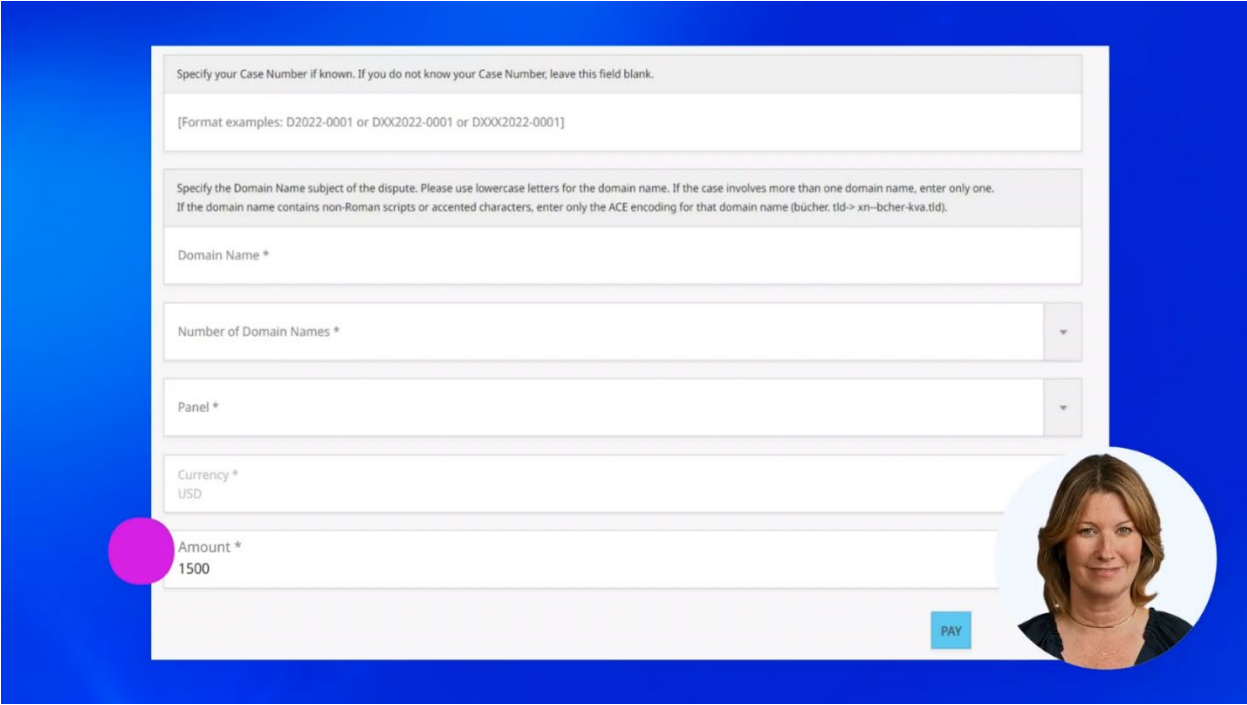
Currency *
USD

Amount *

PAY



When you enter an amount to pay, do not use comas or dots and write only numbers as it is shown on the screen.



Specify your Case Number if known. If you do not know your Case Number, leave this field blank.

[Format examples: D2022-0001 or DXX2022-0001 or DXXX2022-0001]

Specify the Domain Name subject of the dispute. Please use lowercase letters for the domain name. If the case involves more than one domain name, enter only one. If the domain name contains non-Roman scripts or accented characters, enter only the ACE encoding for that domain name (bücher.tld-> xn--bcher-kva.tld).

Domain Name *


Number of Domain Names *

Panel *

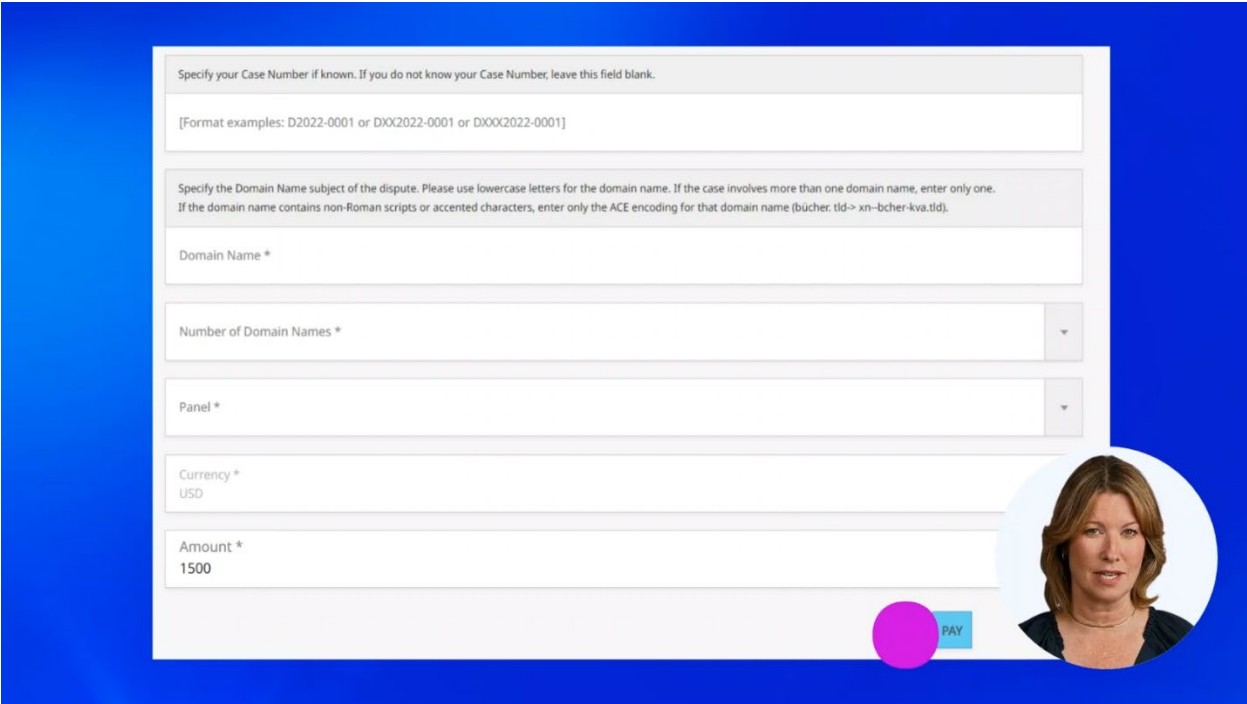
Currency *
USD

Amount *
1500

PAY



When all the required information has been inserted, you are ready to proceed with the payment.



Specify your Case Number if known. If you do not know your Case Number, leave this field blank.

[Format examples: D2022-0001 or DXX2022-0001 or DXXX2022-0001]

Specify the Domain Name subject of the dispute. Please use lowercase letters for the domain name. If the case involves more than one domain name, enter only one. If the domain name contains non-Roman scripts or accented characters, enter only the ACE encoding for that domain name (bücher.tld-> xn--bcher-kva.tld).

Domain Name *


Number of Domain Names *

Panel *

Currency *
USD

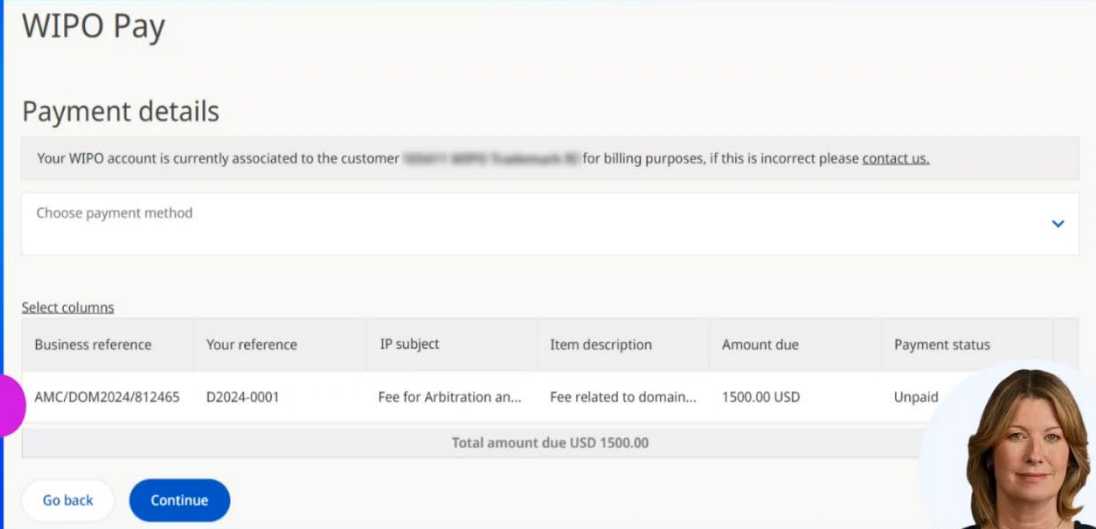
Amount *
1500

PAY



You will be redirected to our payment application - WIPO Pay.

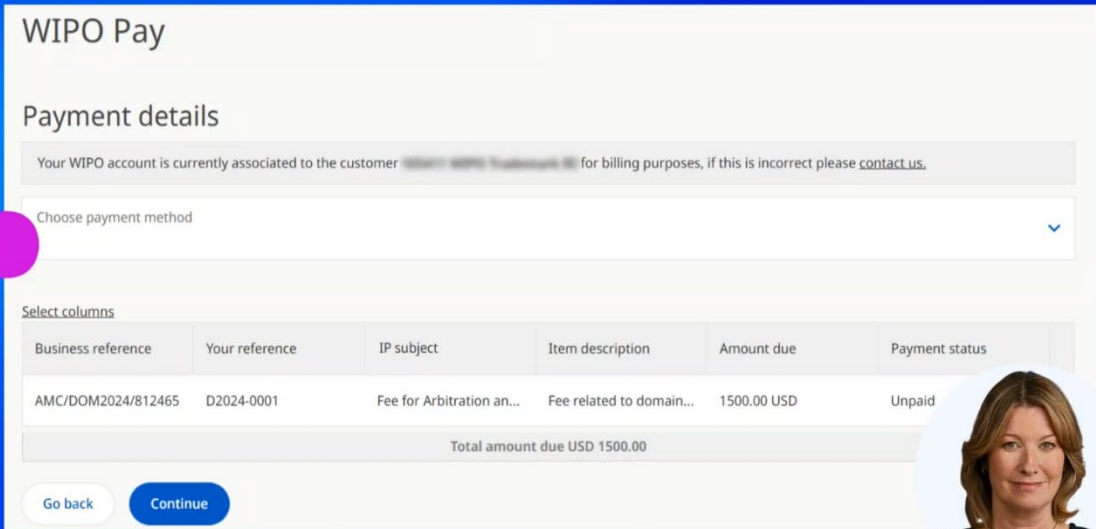
Your fee is already in the basket.



The screenshot shows the 'WIPO Pay' interface. At the top, it says 'Payment details'. Below that, a message states: 'Your WIPO account is currently associated to the customer [redacted] for billing purposes, if this is incorrect please [contact us](#).' There is a dropdown menu labeled 'Choose payment method'. Below the dropdown is a table with columns: Business reference, Your reference, IP subject, Item description, Amount due, and Payment status. The table contains one row with the following data: Business reference: AMC/DOM2024/812465, Your reference: D2024-0001, IP subject: Fee for Arbitration an..., Item description: Fee related to domain..., Amount due: 1500.00 USD, Payment status: Unpaid. Below the table, it says 'Total amount due USD 1500.00'. At the bottom, there are two buttons: 'Go back' and 'Continue'. A pink circle highlights the 'Choose payment method' dropdown. A circular profile picture of a woman is visible on the right side of the interface.

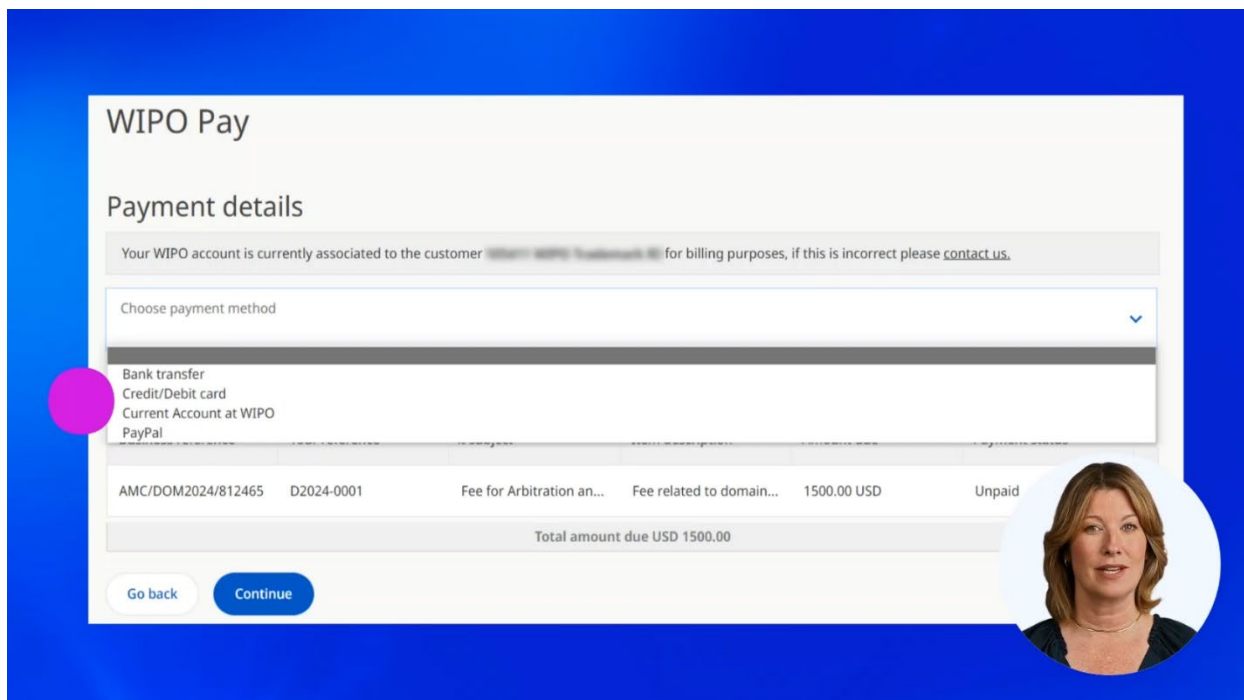
Business reference	Your reference	IP subject	Item description	Amount due	Payment status
AMC/DOM2024/812465	D2024-0001	Fee for Arbitration an...	Fee related to domain...	1500.00 USD	Unpaid

Open a payment methods' menu



This screenshot is identical to the one above, but with a pink circle highlighting the 'Choose payment method' dropdown menu, indicating that it should be opened. The rest of the interface, including the table and buttons, remains the same.

and choose your payment method from the list.



You can choose a **Current Account at WIPO** as a payment method.

If your fee is in a currency different from Swiss Francs, the official United Nations exchange rate will be applied. Please note that it can differ from the bank exchange rate.

If you would like to pay with an **eWallet**, first choose the "Credit/Debit card" option from the list. Later it will be possible to choose one of the available eWallets.

If you choose to pay with a **bank transfer**, we will send a notification with payment instructions to the e-mail connected to your WIPO Account.

Now you can proceed with the payment.

Congratulations!

Your fee is paid and you will soon receive a payment confirmation to the e-mail address connected to your WIPO Account.

You will find information about your payment under the "Basket status".

Here are all the references you need for communication with WIPO.

You can find all the necessary references also in the payment confirmation e-mail.

You will receive a payment receipt after the payment is processed at WIPO.

You can find more tutorials on our website - wipo.int.

Finally, a reminder to **be aware of possible scam attempts by phone, email, or text message**. You can learn more about how to protect yourself from different types of scams on the [dedicated webpage on our website](#).

Thank you for watching our tutorial. See you next time!