


Global Innovation Index 2024



Changsha, China

Changsha is the tenth-ranked cluster, out of 26 Chinese clusters, that falls within the top 100 S&T clusters in 2024. It filed **309 PCT applications** and published **14,953 scientific articles**, both per 1 million inhabitants over the last five years, making it the:

32nd largest science and technology cluster in 2024

33rd S&T cluster by intensity (relative to population density) in 2024

Top PCT applicants

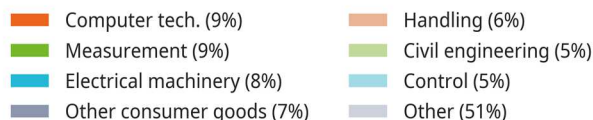
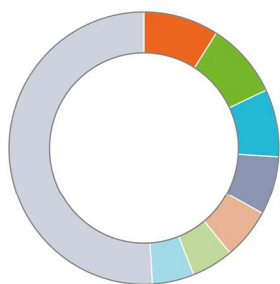
		Patents	Share
1	CENTRAL SOUTH UNIVERSITY	146	12%
2	CHANGSHA UNIVERSITY OF SCIENCE AND TECH.	74	6%
3	CHINA TOBACCO	74	6%

Top publishing organizations

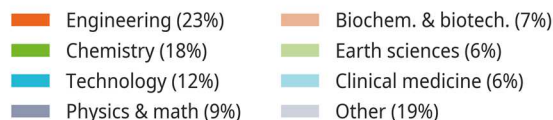
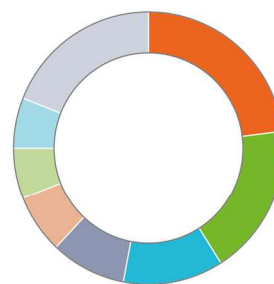
		Articles	Share
1	CENTRAL SOUTH UNIVERSITY	27,449	45%
2	HUNAN UNIVERSITY	9,957	16%
3	NATIONAL UNIVERSITY OF DEFENSE TECHNOLOGY - CHINA	7,290	12%

Top technology fields in Changsha

Patents



Publications



6% of Changsha's PCT patent applications are filed in collaboration with other inventors, with **Beijing, Shenzhen-Hong Kong-Guangzhou** and **Shanghai-Suzhou** emerging as the top collaborative locations.

54% of Changsha's scientific articles are published in collaboration with other organizations, with the top three collaborating locations being **Beijing, Shenzhen-Hong Kong-Guangzhou** and **Shanghai-Suzhou**.