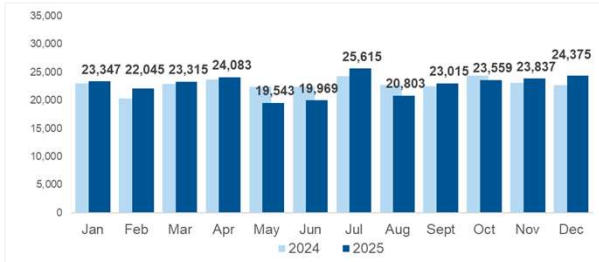


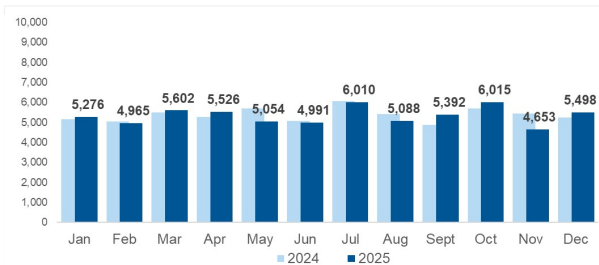
Demand for WIPO Services

Filing Activities (as at date of receipt at the International Bureau (IB))

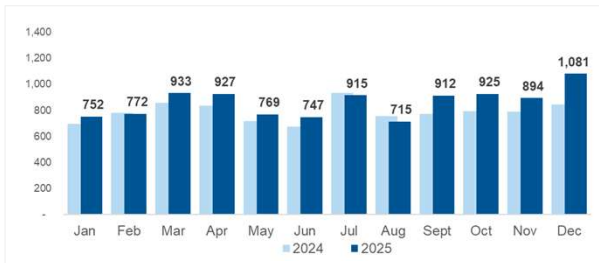
PCT International Applications



Madrid Applications



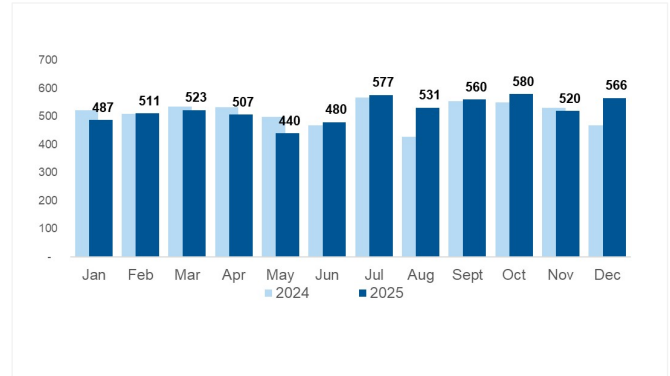
The Hague Applications



Note: National and Regional IP Offices transmit PCT and Madrid applications to the IB with a delay that ranges from a few weeks to several months. Most Hague applications are filed directly – without any delay – to the IB.

WIPO Arbitration and Mediation Center

Domain Name Cases



Business Continuity

Uptime of ERP Systems



Uptime of Corporate IT Services



Uptime of Corporate IT Infrastructure

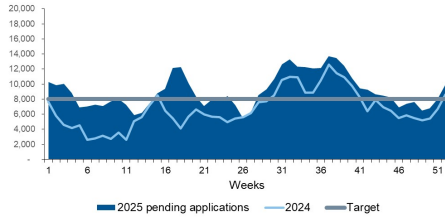


PCT

Production




Pending Applications



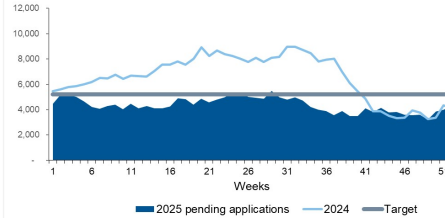
Note: The production indicator measures processed workload versus the target.

Madrid

Production



Pending Applications

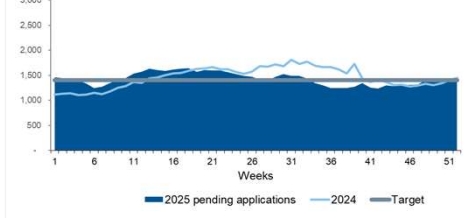


The Hague

Production

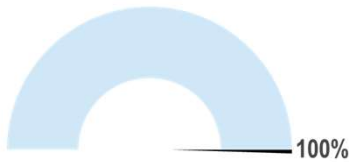


Pending Applications



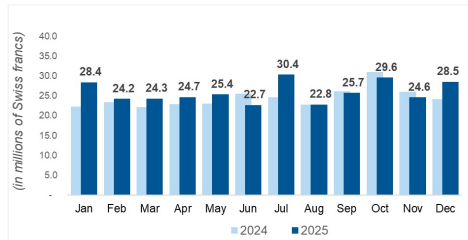
Fee Processing - International Registration Systems

Productivity of Fee Processing Services



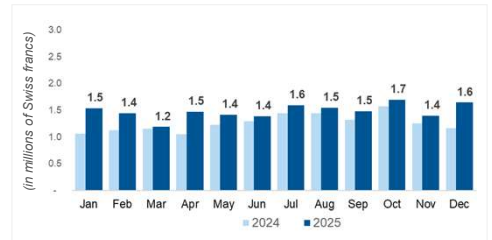
Note: Deposit transactions processed per staff member (December 2025 versus December 2024)

Monthly Distribution – Madrid



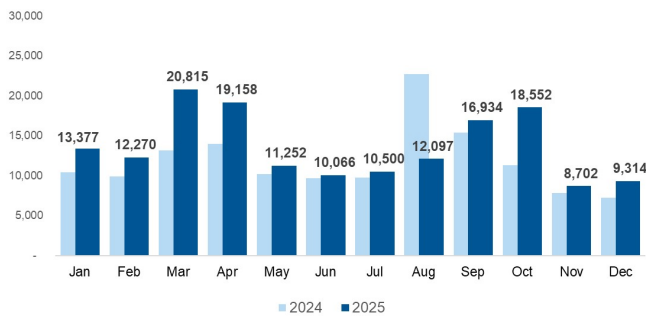
Note: Month-to-month variations in the amount distributed for Madrid are significant due to seasonality, number of working days in a month, new Madrid members, etc.

Monthly Distribution – The Hague

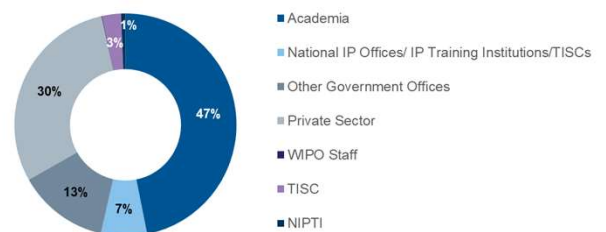


Learning @ the WIPO Academy

Distance Learning Course Registrations



Participant Profiles



WIPO Financial Performance

WIPO Financial Results

To be published in the WIPO Performance Report

Filing Activities (as at filing date at National IP Offices)

To be published in the WIPO Performance Report