



# PCT Status Report

2005

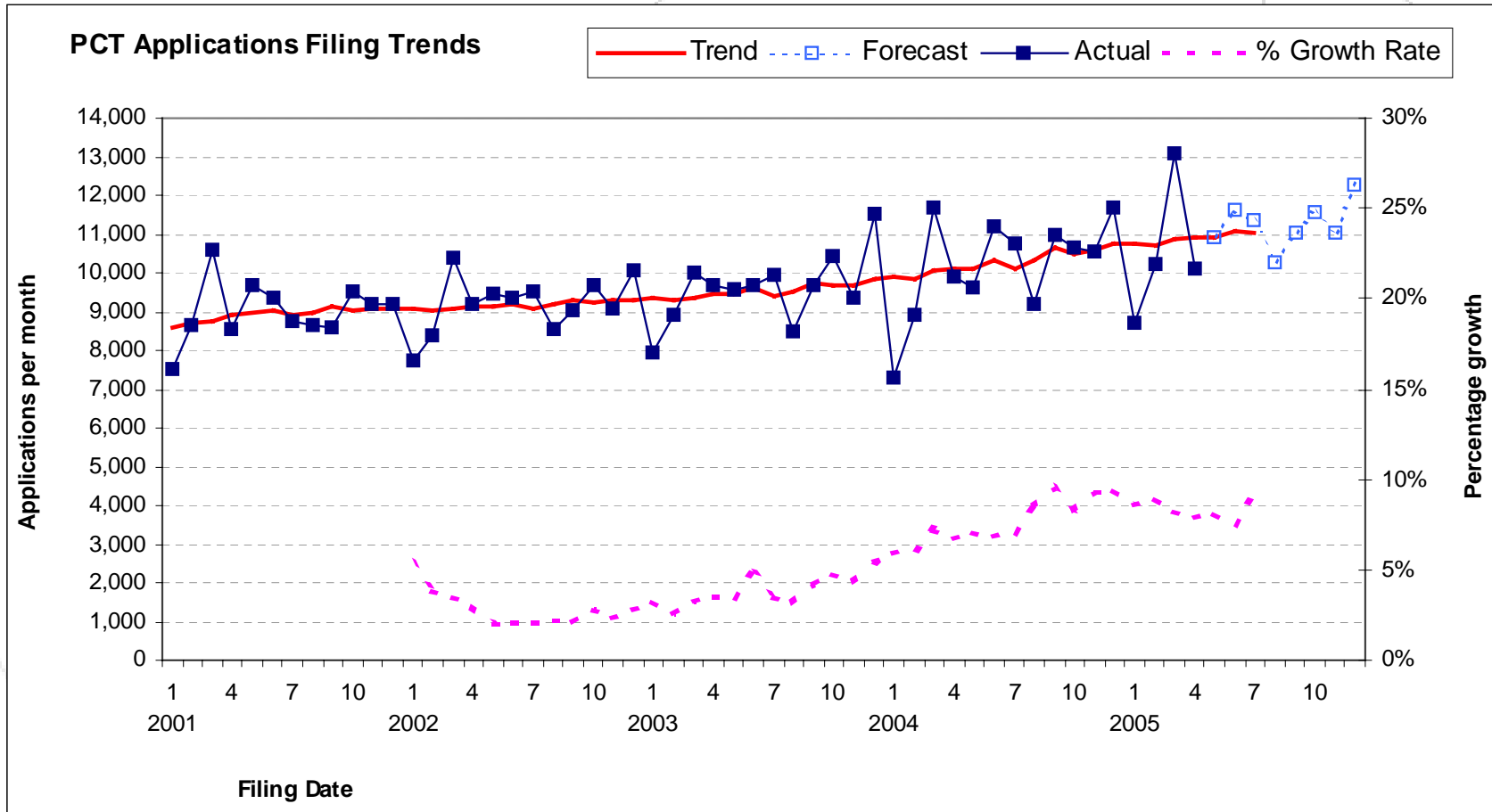
Francis Gurry

Deputy Director General  
Sector of the PCT and Patents, Arbitration and Mediation Center,  
and Global Intellectual Property Issues  
WIPO

## Outline

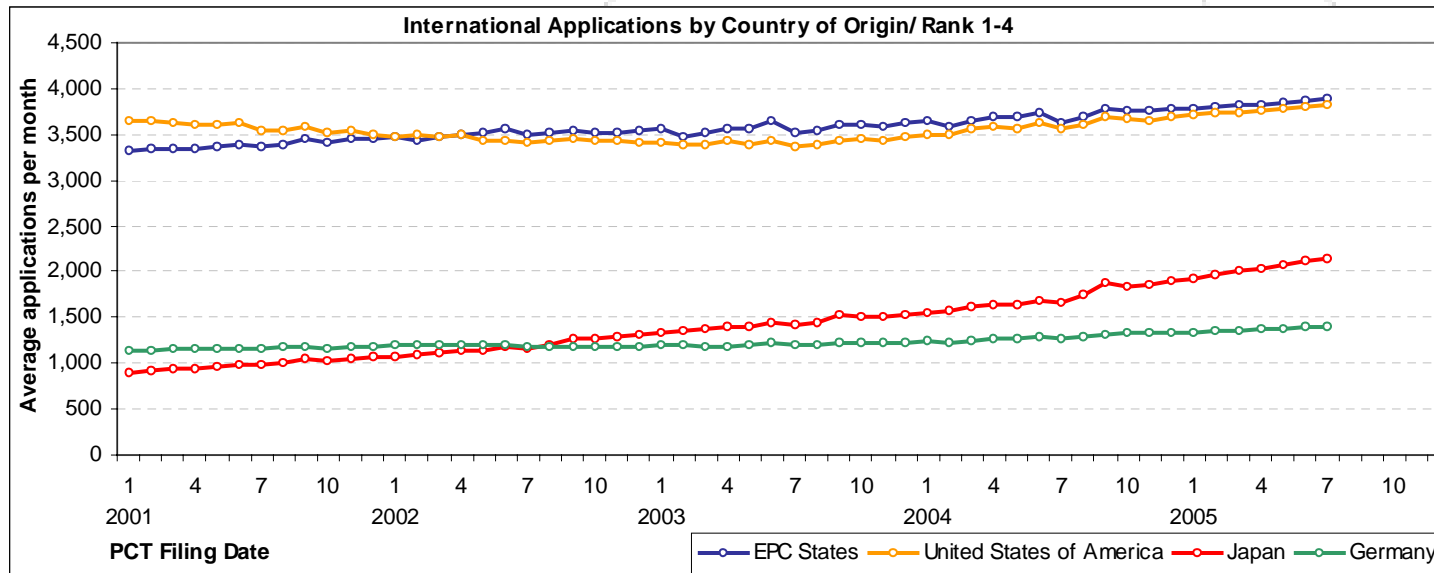
- **Demand**
  - current state
  - geographical composition
  - developing countries
  - forecasting
  - constituents of demand, fees and revenue
- **The Electronic Environment**
  - objectives
  - elements of the program
- **Services**
  - States and Offices
  - Training
  - Information Products
- **PCT Reform**
  - main achievements
  - 2005 and beyond
- **Staff**

# Demand: PCT Filing Trends - 2005



	2001	2002	2003	2004	2005 (to date)	2005 (forecast)
IAs Filed	108,230	110,390	115,195	122,408	62,825	132,500
Growth Rate		2.0%	4.4%	6.3%		8.2%

## Geography: International Patent Applications (PCT) Filing Trends - Country of Origin



PCT International Applications - Top 15 Countries of Origin							
	2001	2002	2003	2004	2004 (percent)	2004 (growth)	2005 (to date)
EPC States	40,633	42,447	43,226	43,928	35.9%	1.6%	22,887
United States of America	43,054	41,292	41,027	43,418	35.5%	5.8%	19,912
Japan	11,904	14,063	17,389	20,190	16.5%	16.1%	12,355
Germany	14,031	14,326	14,686	15,264	12.5%	3.9%	7,816
France	4,707	5,089	5,170	5,177	4.2%	0.1%	2,002
United Kingdom	5,482	5,376	5,207	5,048	4.1%	-3.1%	2,749
Netherlands	3,410	3,977	4,479	4,213	3.4%	-5.9%	2,303
Republic of Korea	2,324	2,520	2,949	3,554	2.9%	20.5%	1,447
Sweden	3,421	2,990	2,612	2,857	2.3%	9.4%	1,551
Switzerland	2,349	2,755	2,859	2,839	2.3%	-0.7%	1,546
Italy	1,623	1,982	2,162	2,193	1.8%	1.4%	1,121
Canada	2,114	2,260	2,271	2,114	1.7%	-6.9%	1,194
Australia	1,664	1,760	1,680	1,845	1.5%	9.8%	1,107
China	1,731	1,017	1,295	1,708	1.4%	31.9%	1,025
Finland	1,696	1,762	1,557	1,675	1.4%	7.6%	1,016
All Others	4,781	4,796	5,448	6,366	5.2%	16.9%	2,799
<b>Total</b>	<b>108,230</b>	<b>110,390</b>	<b>115,195</b>	<b>122,408</b>		<b>6.3%</b>	<b>62,825</b>

Languages of Publication  
(of international patent applications)

	2001	2002	2003	2004	2004 (percent)	2004 (change)
Chinese	1,308	795	861	1,096	1.0%	27.3%
English	69,277	72,295	75,342	75,088	66.8%	-0.3%
French	4,140	4,527	4,547	4,243	3.8%	-6.7%
German	14,006	13,881	14,086	13,991	12.5%	-0.7%
Japanese	9,817	11,486	13,807	16,661	14.8%	20.7%
Russian	509	555	585	509	0.5%	-13.0%
Spanish	542	630	768	758	0.7%	-1.3%
Total:	99,599	104,169	109,996	112,346		

## The Increasing Diversity of Languages of the Prior Art

- The international patent system (PCT)

Language of publication:

➤ English		66.8%
➤ Japanese		14.8%
➤ German	12.5%	
➤ French		3.8%
➤ Chinese	1.0%	

Growth in Applications

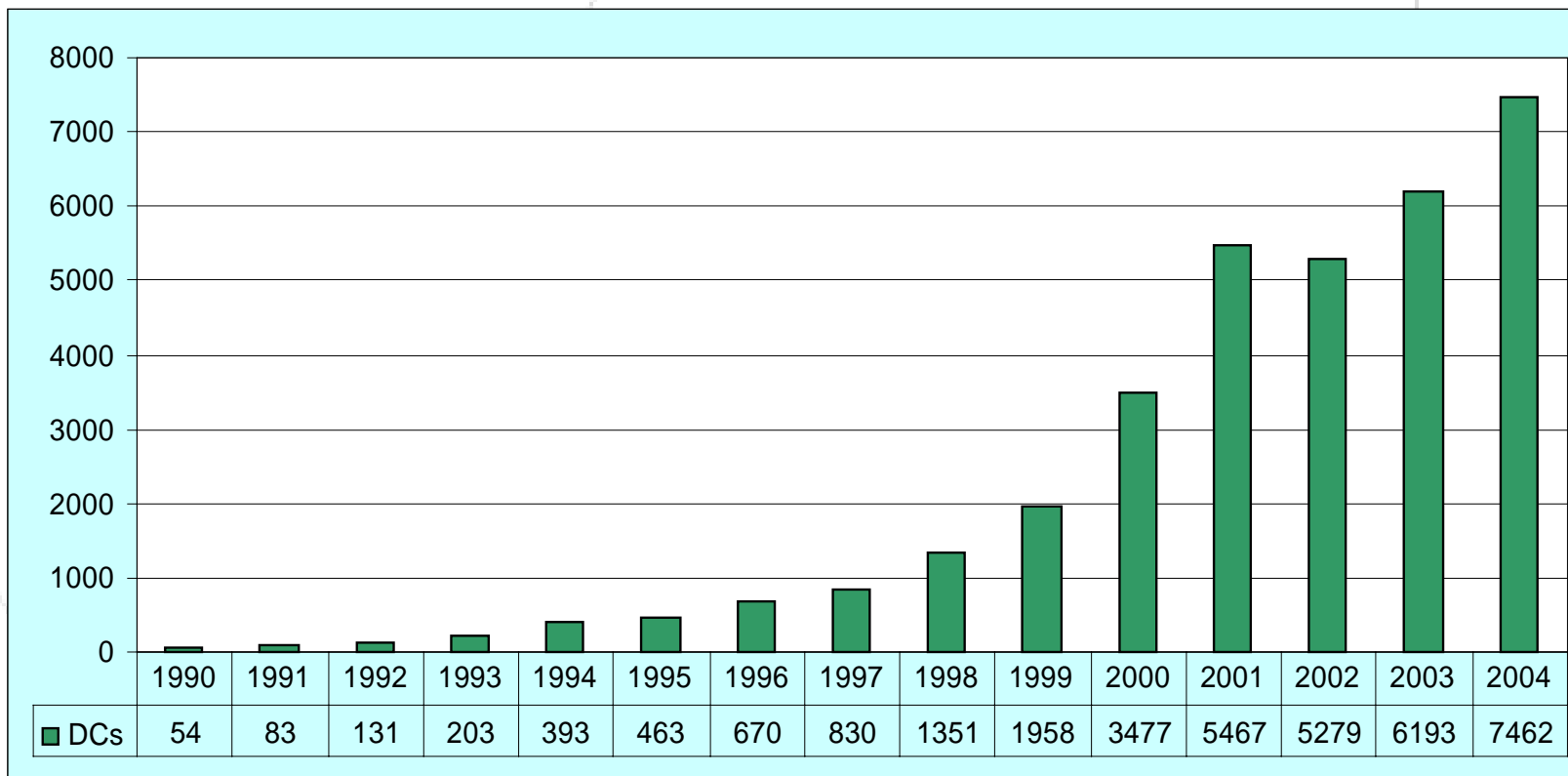
➤ Japan		16%
➤ Republic of Korea		20.4%
➤ China		31.8%

- Domestic patent applications in 2003:

China	105,318
Japan	413,092
Republic of Korea	117,375

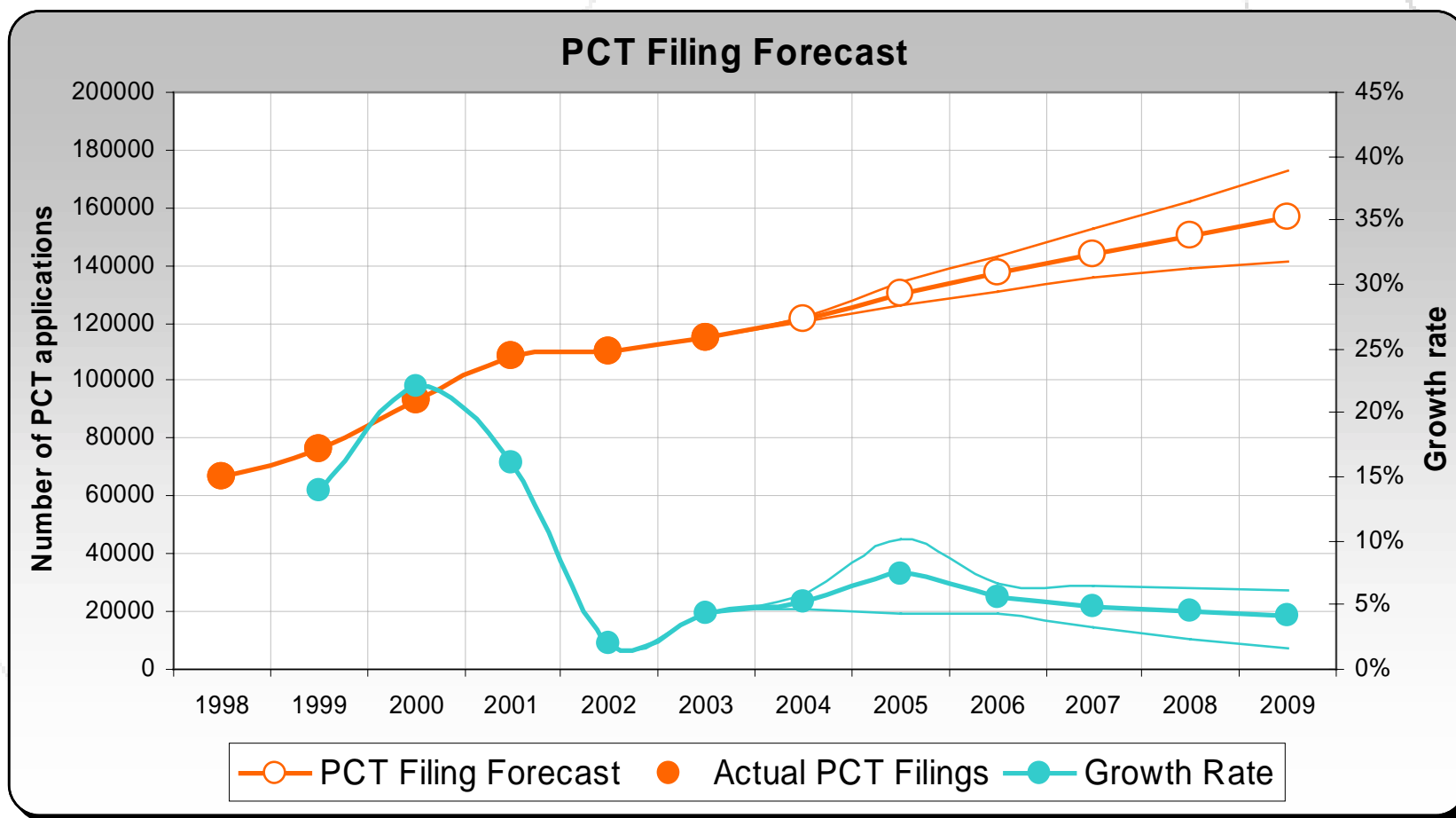
- PCT Reform: Supplementary Search Facility

## International Applications from Developing Countries



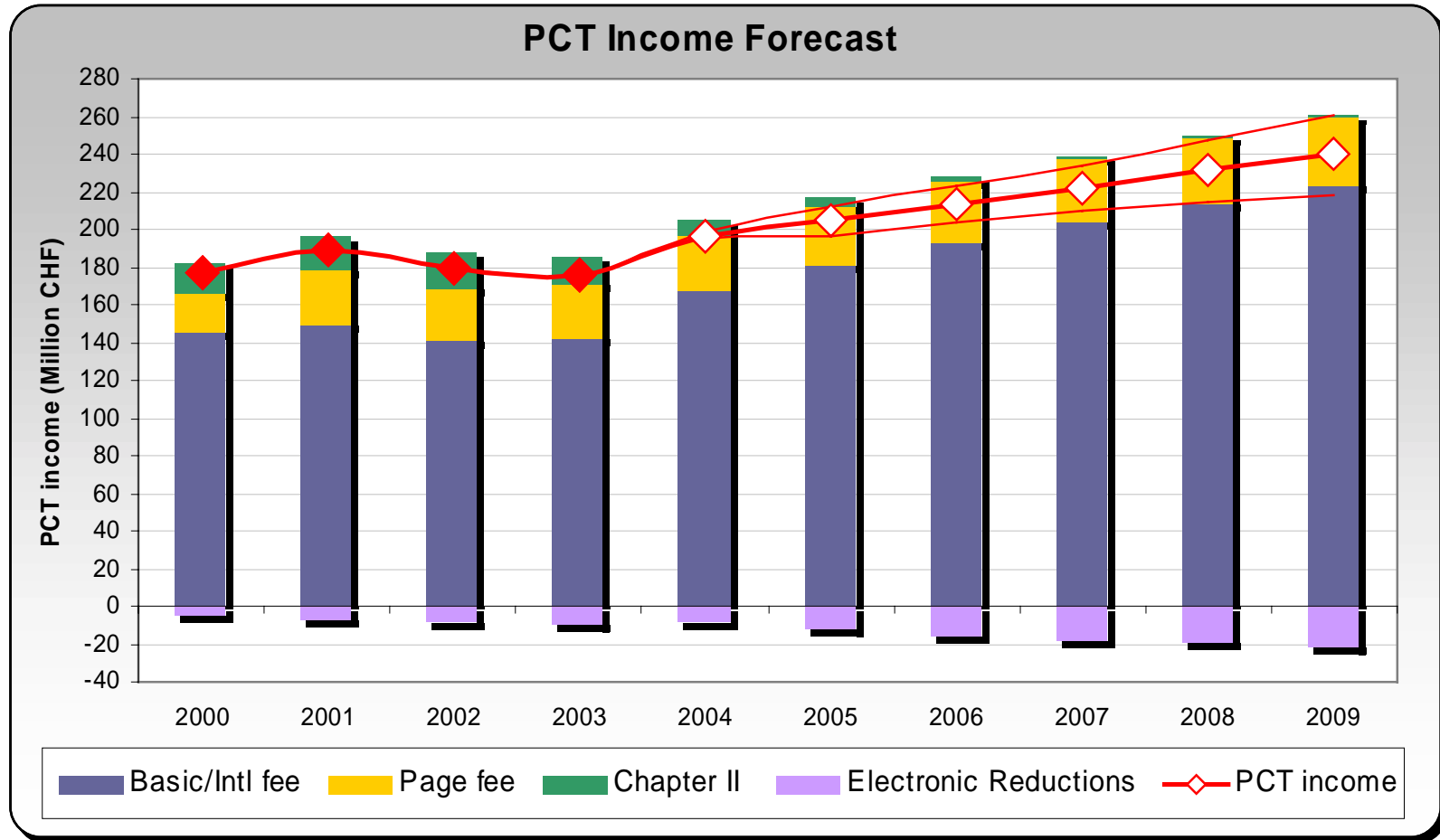


## Forecast of Growth in the International Patent System



Forecast	1998	1999	2000	2001	2002	2003	2004	2005	2006	2007	2008	2009
PCT Filings	67,062	76,358	93,240	108,229	110,390	115,191	122,200	132,500	141,000	149,000	156,400	163,600
Growth		13.86%	22.11%	16.08%	2.00%	4.35%	6.08%	8.43%	6.42%	5.67%	4.97%	4.60%

# The Constituents of Revenue



# The Electronic Environment

## Objectives

- Increased productivity
  - Coping with increased demand with minimal additional resources
  - Early evidence shows considerable productivity gains
  
- Improved communication and enhanced services
  
- Capacity to service all media requirements of Member States and users

Workload and Staff in PCT Operations Division  
2000 - 2004

	2000	2004	% difference
Record Copies Received	91,114	123,264	35.3 %
International Applications Published	79,947	112,526	40.8 %
International Applications Republished	12,677	44,809	253.5 %
Active Files	140,590	192,884	37.2 %
Total staff	282	304	7.8 %

## OPCT Staff Productivity

	Dec 2003	Dec 2004	Change
Operations Staff*	443	408	-35 -8.0%
Other OPCT Staff**	75	79	+4 +5.3%
Total Staff	518	487	-31 -6.0%
Record Copies Received	110,241	123,072	+12,831 +11.6%
Record Copies per Operations Employee	249	301	+52 +20.9%
Record Copies per OPCT Employee	213	253	+40 +18.8%

\* Operations Division (except PCT Functional Support section and Statistics Section), Translation Sections

\*\* Management, Legal, External Legal Relations, PCT Functional Support section, Statistics section, IPC

# The Electronic Environment

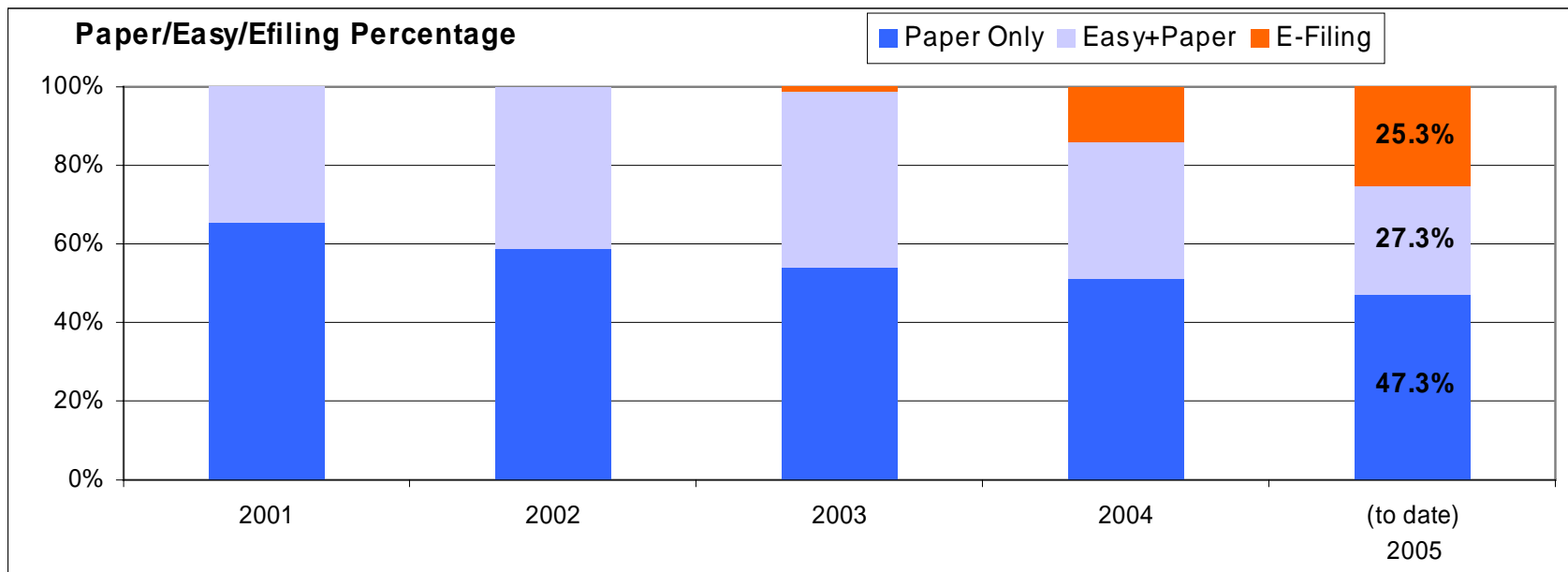
## Elements of Program

- Fully electronic exchange between IB and ROs, DOs and IAs
- Fully electronic processing within the IB
- Electronic publication that is full-text searchable on publication day
- Single authentic database with enhanced search capabilities and linguistic diversity
  - public and private file inspection
- Development of reliable and useful statistical indicators

## Electronic Transmission between IB and ROs, DOs and IAs (Data In and Data Out)

- Electronic filing
  - PCT SAFE : 11 ROs, 25.3% of filings
  - PCT ROAD : KR Funds in Trust  
deployed in 4 Offices (IL, PH, VN, EG)
- Electronic transmission of documents from ROs and ISAs
  - PCT EDI: 13 Offices
  - Priority Documents: 3 Offices
  - ISRs, ISOs and IPERs: 1 Office
- Electronic communication of documents
  - 29 Offices
- Cooperation Plans
  - 4 in place, 6 in discussion

## Evolution of Electronic Filing



Top E-filers:	JP	76.8%
	KR	56.7%
	IB	48.9%
	FI	45 %

## Fully Electronic Processing

- Full functionality of Electronic Dossier
  - Deployed in 3 Processing Teams (PTs)
  - Partially deployed across all PTs
  - Full deployment over next year
- Training and Change Management
  - Productivity gains assessment
    - ▣ staff and workload
    - ▣ performance indicators

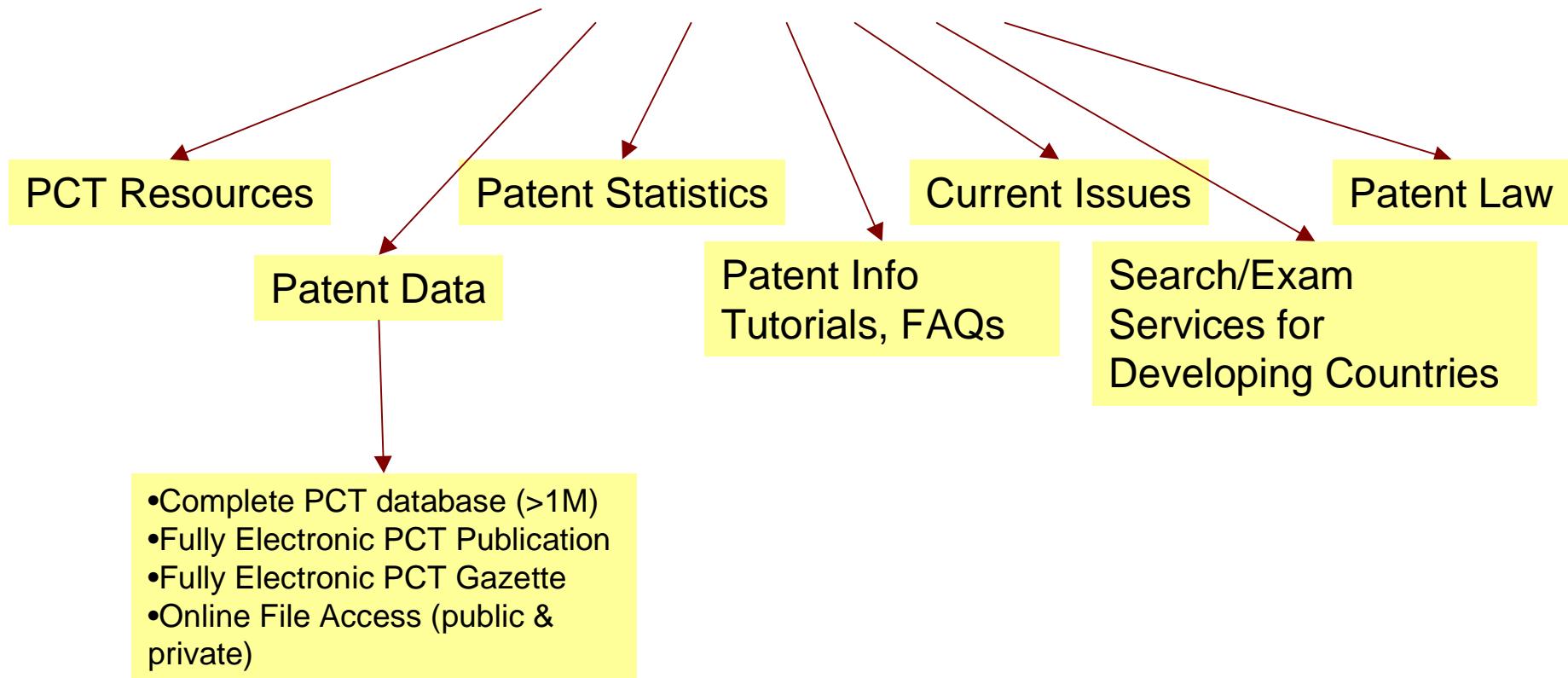
## Reliable and Useful Statistical Indicators

- Monthly Statistical Indicators Report
- Quarterly Internal Forecasting Report
- Performance Indicators
- Balanced Scorecard
- Report for IAs at MIA
- National Phase entry data

## Resources on the WIPO Internet Site



<http://www.wipo.int/patentscope>



[Home](#) > [News & Information Resources](#) > [Industrial Property Statistics](#)










- What's New
- Statistics
- IP Statistics Directory
- IP Statistics Database
- Meetings
- Resources
- Press Room
- Contact

[Printable version](#) ]

## Patents and PCT

**Shortcuts**

- [Codes used in tables](#)
- [IPC](#)
- [Two letter Codes \(PDF\)](#)
- [Further information on pa](#)

PCT Statistical Indicators		
<ul style="list-style-type: none"> <li>• Monthly Statistics  (latest update July 2005)</li> <li>• PCT National Phase Statistics (Preliminary Report) </li> <li>• Annual Statistics (1978-2004) </li> </ul>		
Statistical Data Query		
<ul style="list-style-type: none"> <li>• <a href="#">PCT International Applications</a></li> </ul>		
Aggregate Patent Data		
Summary - Patent Statistics	Extracts from WIPO Industrial Property Statistics CD-ROM	
<i>Patent applications filed and patents granted</i>	<i>Patent applications filed by non-residents</i>	<i>Patents granted to non-residents</i>
2002   (Provisional)	2001  	2001  



## Services: States and Offices

Service	Total	Developing Countries, LDCs and CCEE
Advice on PCT Implementation	2,104	1,176
Analysis of National Laws for PCT Compliance	12	12
Preparation of PCT Applicants' Guide National Information	32	29
Meetings	115	115



## Services: Training Activities

- SEMINARS, WORKSHOPS AND OTHER TRAINING ACTIVITIES 110
- TRAINEES 8,652
- STATES: AT, BR, CA, CH, DE, DK, ES, FI, FR, GB, ID, JP, KR, NL, SE, US 16
- ORGANIZERS AND COORDINATORS WORLDWIDE 59
  - 36 PRIVATE INSTITUTIONS
  - 23 PUBLIC INSTITUTIONS
- LANGUAGES: ENGLISH, FRENCH, FINNISH, JAPANESE, KOREAN, SPANISH 7
- PCT USERS' ROUNDTABLE (US)

## Services: Information Products and Assistance to PCT Applicants

- Information Products

- PCT Website

- extensive collection of PCT legal and explanatory texts, and other important information resources, with further resources in constant creation

- PCT Newsletter

- monthly publication for PCT users

- PCT Applicant's Guide

- comprehensive source of practical PCT information

- PCT Gazette

- Information Services

- PCT Information Service ("PCT Infoline")

- central contact point for general PCT questions, on average responding to 1000 inquiries per month, via phone, fax and email

- PCT legal and strategic advice, and assistance in resolving problems

PCT Reform  
1st stage of Reform:  
Main Achievements (1)

- Search and examination system greatly rationalized
  - convergence of Chapter I and II procedures
  - 30 months and IPRP for every application
  - more flexibility for applicants
  - but higher overall cost of Chapters I+II
    - smaller Offices and third parties benefit from having IPRP in every case

PCT Reform  
1st Stage of Reform:  
Main Achievements (2)

- Designation and fee system greatly simplified
  - Designation decisions postponed to national phase
    - reservations by “self-designation” countries still in force (DE, KR, RU)
- Quality
  - Development of Quality Framework within MIA

## PCT Reform in 2005 and Beyond

- **New services**
  - supplementary searches
  - international publication in multiple languages
- **Better procedures**
  - restoration of right of priority (cf. PLT)
  - remedies where parts missing (cf. PLT)
  - rectification of obvious mistakes
- **Simplified processing**
  - signature requirements
  - discontinuation of paper Gazette

# Organigram

September 27, 2005

