

WIPO FINANCIAL INDICATORS

Evolution of Income, by Source of Income *

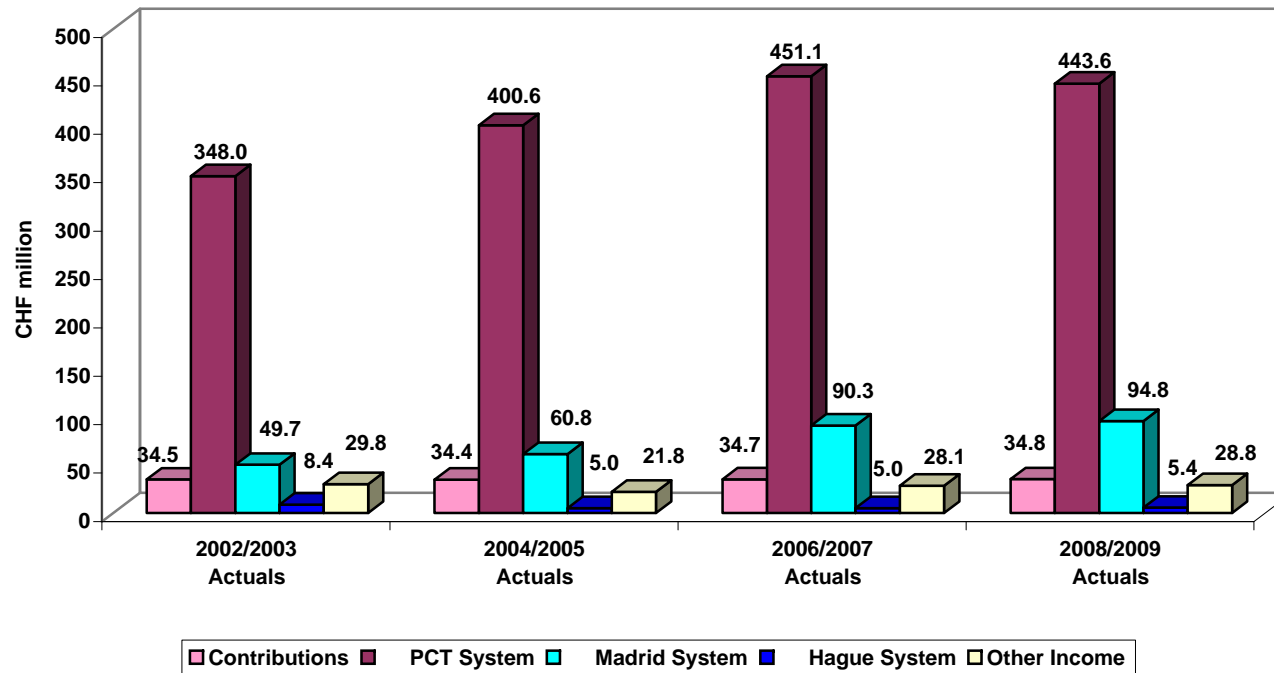
(in millions of Swiss francs)

	Actuals							
	2002/2003	% of Total	2004/2005	% of Total	2006/2007	% of Total	2008/2009	% of Total
Contributions	34.5	7%	34.4	7%	34.7	6%	34.8	6%
Fees								
PCT System	348.0	74%	400.6	77%	451.1	74%	443.6	73%
Madrid System	49.7	11%	60.8	12%	90.3	15%	94.8	16%
Hague System	8.4	2%	5.0	1%	5.0	1%	5.4	1%
Total, fees	406.1	86%	466.5	89%	546.5	90%	543.8	90%
Other Income	29.8	6%	21.8	4%	28.1	5%	28.8	5%
Total	470.3	100%	522.7	100%	609.3	100%	607.4	100%

* Updated on the basis of the approval of the Financial Management Report for 2008/09 by the Assemblies of the Member States of WIPO at their forty-eighth series of meetings which took place in September 20 to 29, 2010

WIPO FINANCIAL INDICATORS

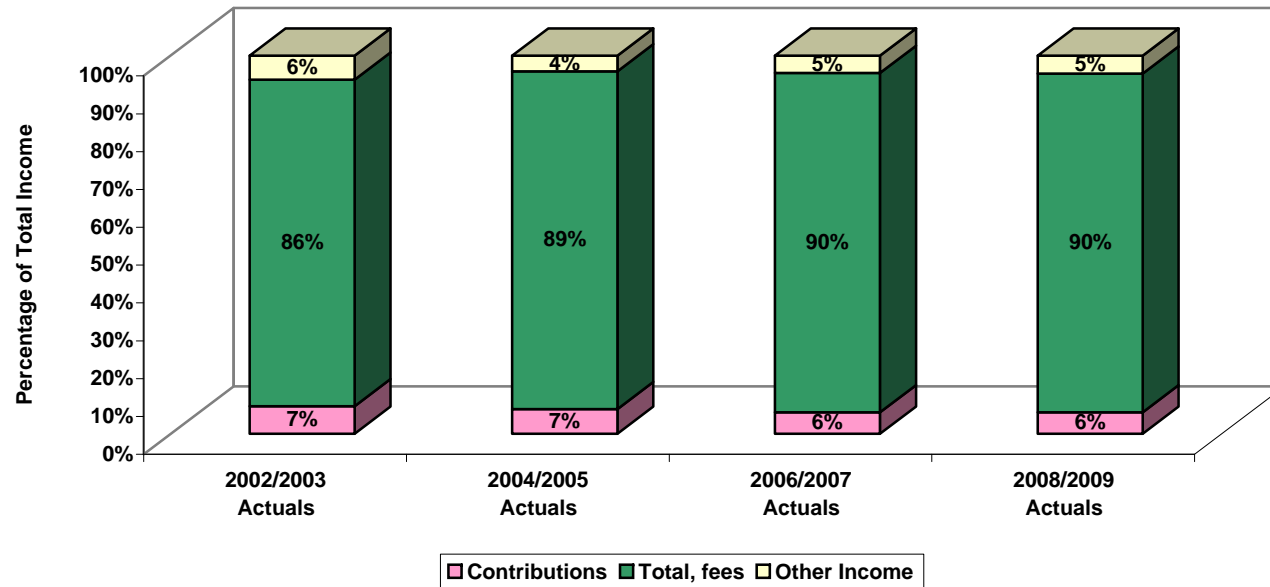
Evolution of Income by Source of Income *



* Updated on the basis of the approval of the Financial Management Report for 2008/09 by the Assemblies of the Member States of WIPO at their forty-eighth series of meetings which took place in September 20 to 29, 2010

WIPO FINANCIAL INDICATORS

Evolution of Income, by Source of Income *



* Updated on the basis of the approval of the Financial Management Report for 2008/09 by the Assemblies of the Member States of WIPO at their forty-eighth series of meetings which took place in September 20 to 29, 2010

WIPO FINANCIAL INDICATORS

Evolution of Income, by Source of Income *

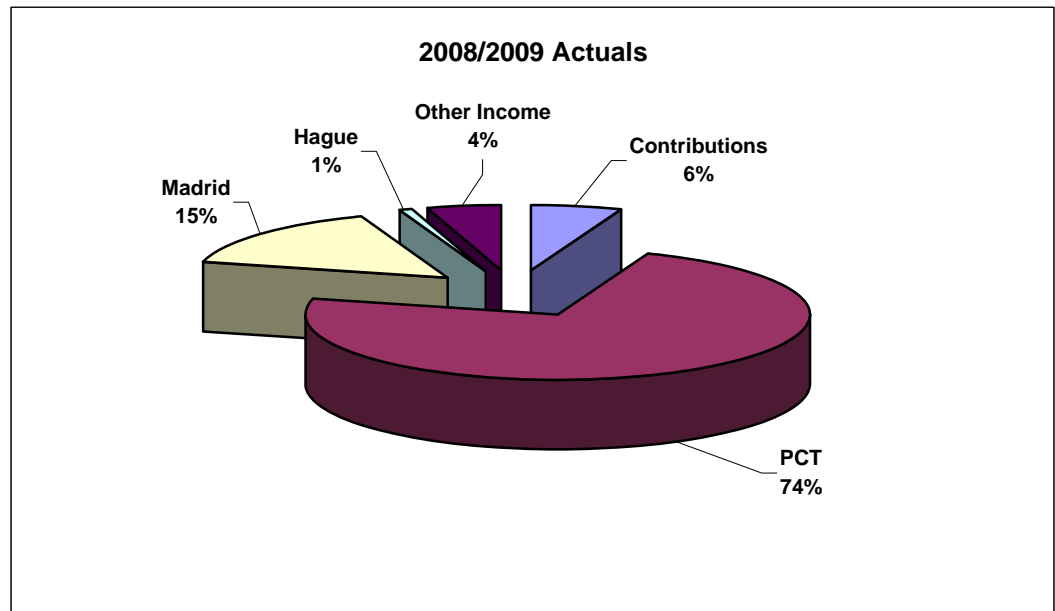
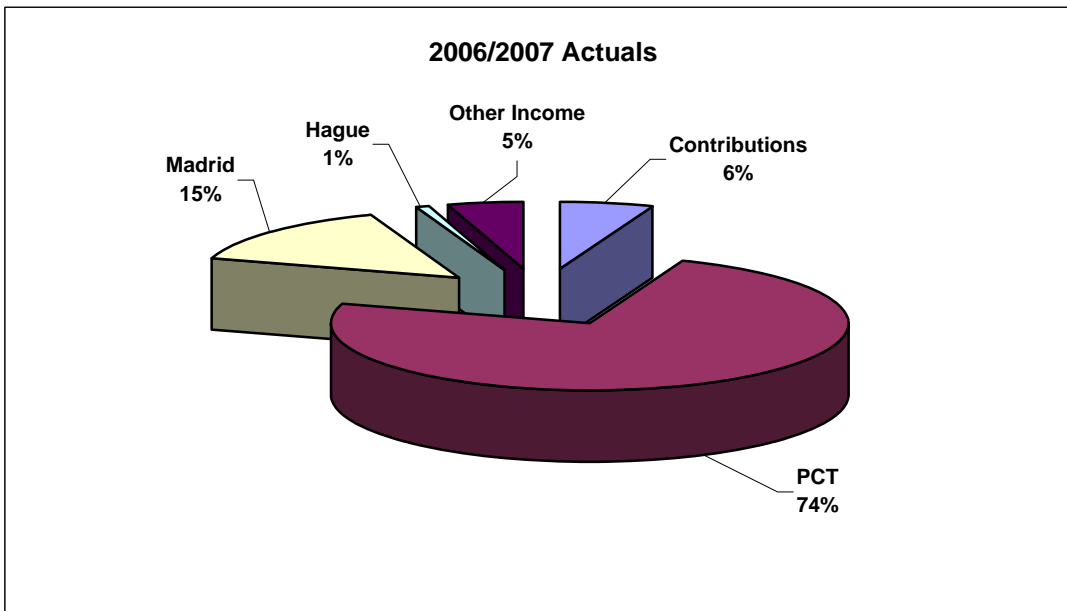
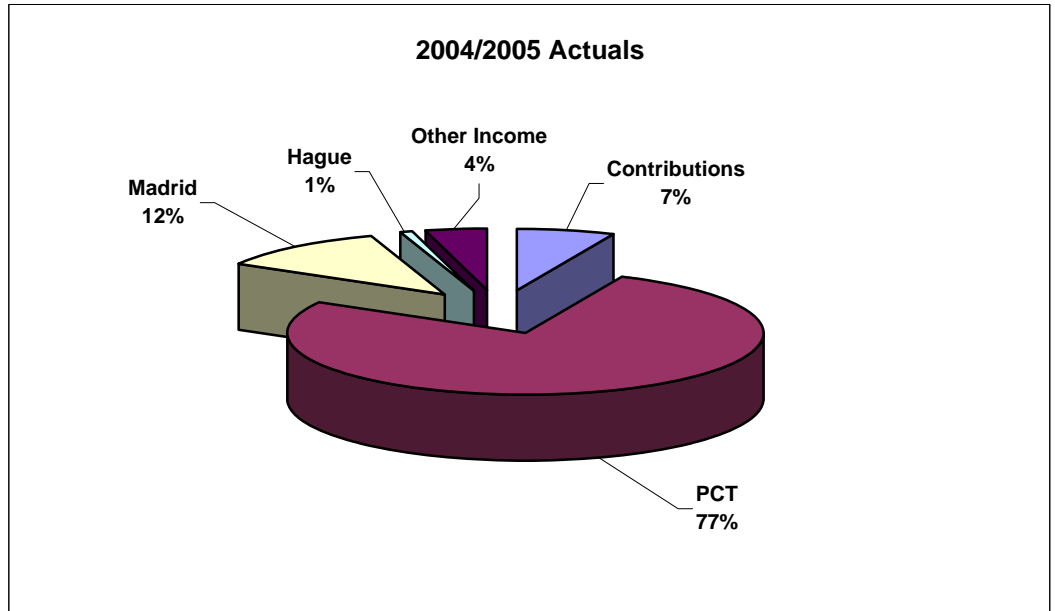
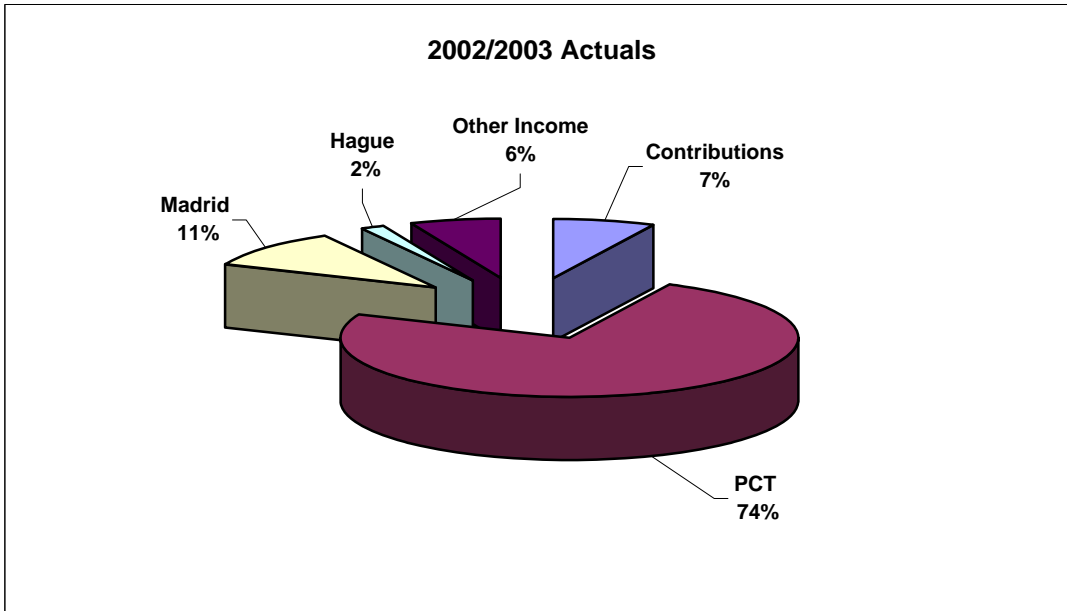
(in millions of Swiss francs)

	Actuals							
	2002/2003	% of Total	2004/2005	% of Total	2006/2007	% of Total	2008/2009	% of Total
Contributions	34.5	7%	34.4	7%	34.7	6%	34.8	6%
Fees								
PCT System	348.0	74%	400.6	77%	451.1	74%	443.6	73%
Madrid System	49.7	11%	60.8	12%	90.3	15%	94.8	16%
Hague System	8.4	2%	5.0	1%	5.0	1%	5.4	1%
Total, fees	406.1	86%	466.5	89%	546.5	90%	543.8	90%
Other Income	29.8	6%	21.8	4%	28.1	5%	28.8	5%
Total	470.3	100%	522.7	100%	609.3	100%	607.4	100%

* Updated on the basis of the approval of the Financial Management Report for 2008/09 by the Assemblies of the Member States of WIPO at their forty-eighth series of meetings which took place in September 20 to 29, 2010

WIPO FINANCIAL INDICATORS

Evolution of Income, by Source of Income *



* Updated on the basis of the approval of the Financial Management Report for 2008/09 by the Assemblies of the Member States of WIPO at their forty-eighth series of meetings which took place in September 20 to 29, 2010