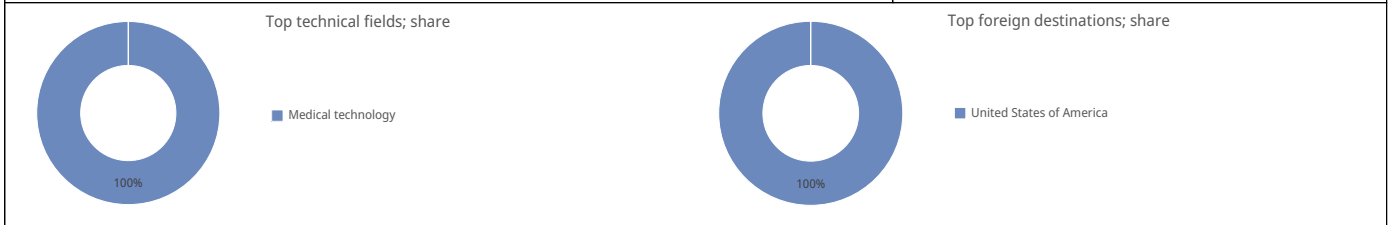
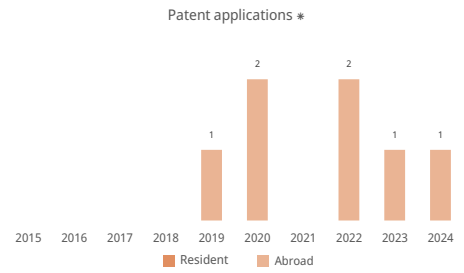


WIPO IP Statistics Data Center

Patent

Statistics for applicants residing in this country

Patent applications; <a href="#">global rank *</a>	1	→0%	165 <sup>th</sup>
Resident applications *			
Abroad applications; <a href="#">global rank</a>	1	→0%	147 <sup>th</sup>
<a href="#">Regional rank</a> and share			
	Oceania - 6 <sup>th</sup>		0%
	Micronesia - 2 <sup>nd</sup>		16.7%
Resident applications per million inhabitants; <a href="#">global rank</a>			
Resident applications per 100 billion USD GDP; <a href="#">global rank</a>			
Utility model applications; <a href="#">global rank</a>			
PCT international applications; <a href="#">global rank</a>			
PCT applications per million inhabitants; <a href="#">global rank</a>			
PCT publications relating to renewable energy (2022-2024)			
Share of university applications (2022-2024)			
Share of women inventors (2022-2024)		50%	
PCT national phase entries; <a href="#">global rank</a>			
Share of abroad applications using the PCT System			
PCT top applicants (2022-2024)			
	Ayem Inovasyon Anonim Sirketi		1



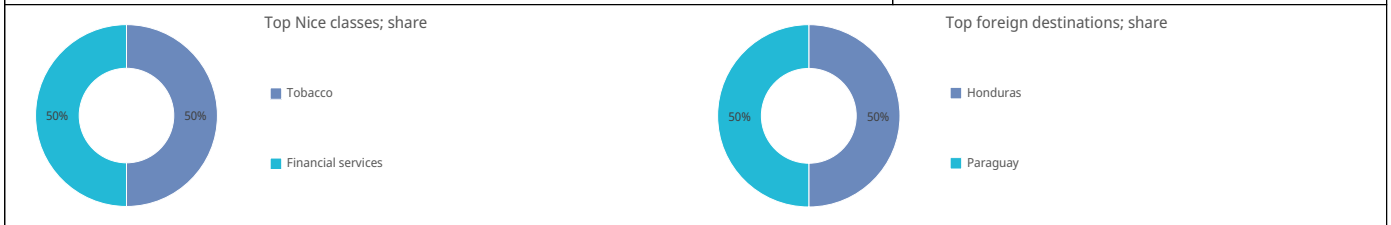
Statistics for the IP office

Total applications; <a href="#">global rank *</a>		Country of origin of non-resident applications; share
Resident; share		
Non-resident; share		
Patent Grants		
Patents in force; <a href="#">global rank</a>		
National IP office - applications per examiner		
National IP office - grant delay in months		

Trademark

Statistics for applicants residing in this country [1]

Trademark filings; <a href="#">global rank *</a>	2	↓33.3%	195 <sup>th</sup>
Resident filings *			
Abroad filings; <a href="#">global rank</a>	2	↓33.3%	193 <sup>rd</sup>
<a href="#">Regional rank</a> and share			
	Oceania - 11 <sup>th</sup>		0%
	Micronesia - 2 <sup>nd</sup>		0.5%
Resident filings per million inhabitants; <a href="#">global rank</a>			
Resident filings per 100 billion USD GDP; <a href="#">global rank</a>			
Madrid international applications; <a href="#">global rank</a>			
Madrid applications per million inhabitants; <a href="#">global rank</a>			
Abroad filings via the Madrid System			
Share of abroad filings using the Madrid System			
Madrid top applicants (2022-2024)			



Statistics for the IP office [1]

Total filings; <a href="#">global rank *</a>		Country of origin of non-resident filings; share
Resident; share		
Non-resident; share		
Number of Classes Specified in Trademark Registrations		
Trademarks in force; <a href="#">global rank</a>		
National IP office - applications per examiner		
National IP office - registration delay in days		

## Industrial design

### Statistics for applicants residing in this country [2]

Designs in applications: <a href="#">global rank *</a> Resident filings * Abroad filings: <a href="#">global rank</a> 0 142 <sup>nd</sup> <a href="#">Regional rank</a> and share Resident filings per million inhabitants: <a href="#">global rank</a> Resident filings per 100 billion USD GDP: <a href="#">global rank</a> Hague international filings: <a href="#">global rank</a> Abroad filings via the Hague System Share of abroad filings using the Hague System Hague top applicants (2022-2024)	Design count in applications * <table border="1"> <caption>Design count in applications *</caption> <thead> <tr> <th>Year</th> <th>Resident</th> <th>Abroad</th> </tr> </thead> <tbody> <tr><td>2015</td><td>0</td><td>0</td></tr> <tr><td>2016</td><td>0</td><td>0</td></tr> <tr><td>2017</td><td>0</td><td>0</td></tr> <tr><td>2018</td><td>0</td><td>0</td></tr> <tr><td>2019</td><td>13</td><td>0</td></tr> <tr><td>2020</td><td>0</td><td>0</td></tr> <tr><td>2021</td><td>1</td><td>0</td></tr> <tr><td>2022</td><td>0</td><td>0</td></tr> <tr><td>2023</td><td>0</td><td>0</td></tr> <tr><td>2024</td><td>0</td><td>0</td></tr> </tbody> </table>	Year	Resident	Abroad	2015	0	0	2016	0	0	2017	0	0	2018	0	0	2019	13	0	2020	0	0	2021	1	0	2022	0	0	2023	0	0	2024	0	0
Year	Resident	Abroad																																
2015	0	0																																
2016	0	0																																
2017	0	0																																
2018	0	0																																
2019	13	0																																
2020	0	0																																
2021	1	0																																
2022	0	0																																
2023	0	0																																
2024	0	0																																
Top Locarno classes; share	Top foreign destinations; share																																	

### Statistics for the IP office [2]

Total filings: <a href="#">global rank *</a> Resident; share Non-resident; share Number of Designs in Industrial Design Registrations Industrial designs in force; global rank National IP office - applications per examiner National IP office - registration delay in days	Country of origin of non-resident filings; share
---	--

## Geographical indications

Geographical Indications in force by product category	Geographical Indications in force by legal means

## Plant variety

Plant variety applications filed by applicants residing in this country	Plant variety in force
Resident	National
Abroad	
Regional	

### Note

- (1) For trademarks, filings refer to the number of classes specified in applications.
- (2) For industrial designs, filings refer to number of designs contained in applications.
- (3) Statistics are produced regardless of whether the home office of the applicants supplied statistics or not. An asterisk symbol indicates that the home IP office did not supply statistics.
- (4) Statistics relating to "technical fields" are extracted from the Patstat database and are based on the publication date.
- (5) The indicator "resident applications per million population" is available for countries with a population greater than one million. The "indicator per GDP" is available for countries whose total GDP exceeds 10 billion US Dollar.
- (6) Percentage with a plus or minus symbol indicates the percentage change from the previous year.
- (7) Both national and regional data are used to establish the list of countries relating to non-resident filings.

Source: WIPO statistics database; last updated: 6/2026