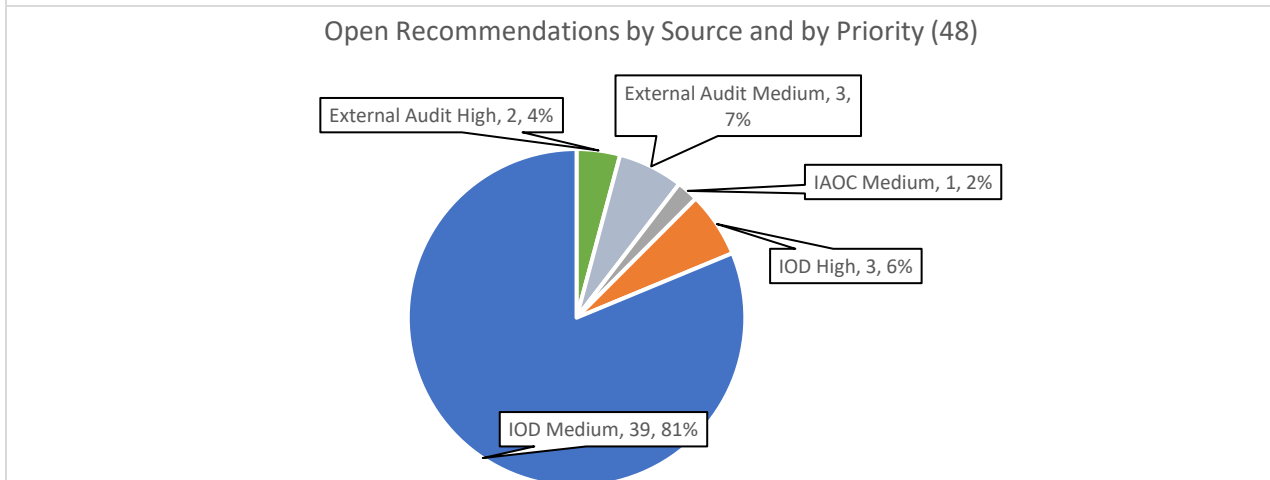
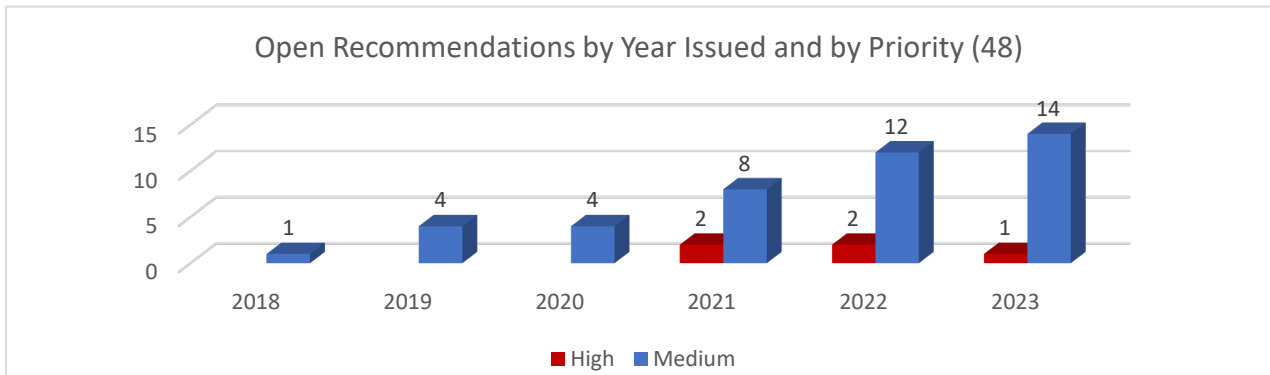


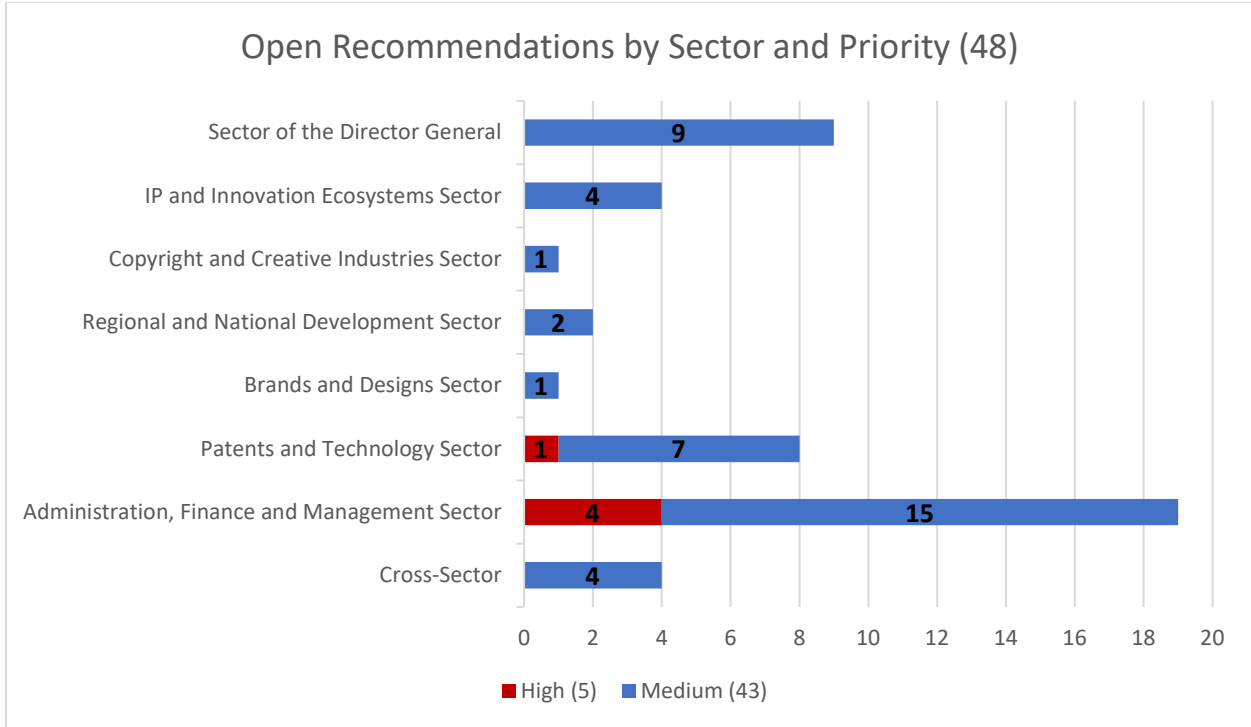
**INTERNAL OVERSIGHT DIVISION (IOD) DASHBOARD ON OPEN RECOMMENDATIONS  
BETWEEN MAY 17 AND AUGUST 31, 2023**

Source	Open as of May 17, 2023	Closed during the Period	Added during the Period	Open as of August 31, 2023
IOD	63	21		42
External Auditor	8	3		5
IAOC	1			1
JIU	3		7	10
<b>Total</b>	<b>75</b>	<b>24</b>	<b>7</b>	<b>58</b>

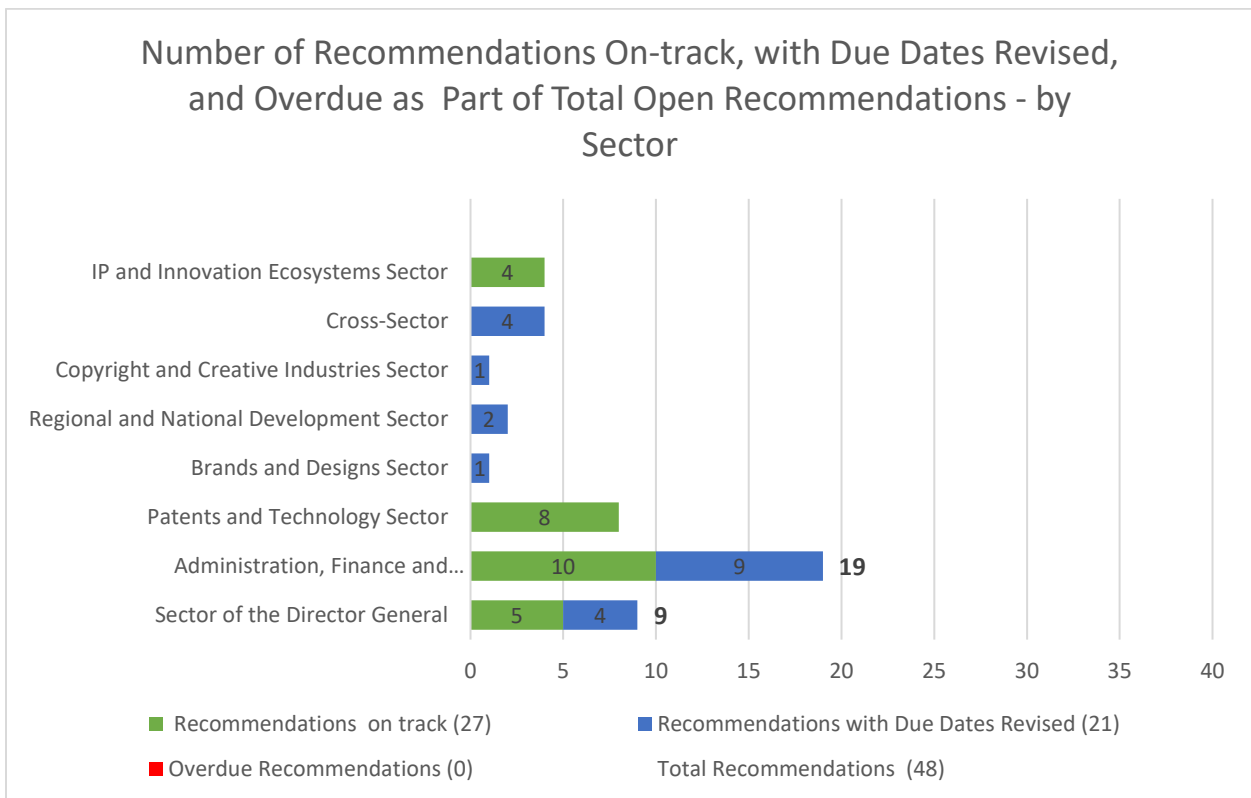
Note that the Joint Inspection Unit (JIU) recommendation tracking system does not systematically reflect the information in the above table of movements of recommendations. This is because while implementation actions have been completed by management, the JIU tracking system can only be updated following the decision of the PBC during their meeting.

**Open IOD, External Auditors (EA), and Independent Advisory Oversight Committee (IAOC) Recommendations**





Of the 48 open recommendations, 27 are on track, and 21 have had their due dates revised at least once. This is depicted in the figure below.



### Aged Open Recommendations by Year Issued and by Department/Division/Office

Department/Division/Office	2018	2019	Total
Human Resources Management Department		1	1
WIPO Ethics Office		1	1
Language Division	1		1
Finance Division		1	1
Information and Digital Outreach Division		1	1
<b>Grand Total</b>	<b>1</b>	<b>4</b>	<b>5</b>

### Recommendations Initial Due Year and Revised Due Year by Sector (21)

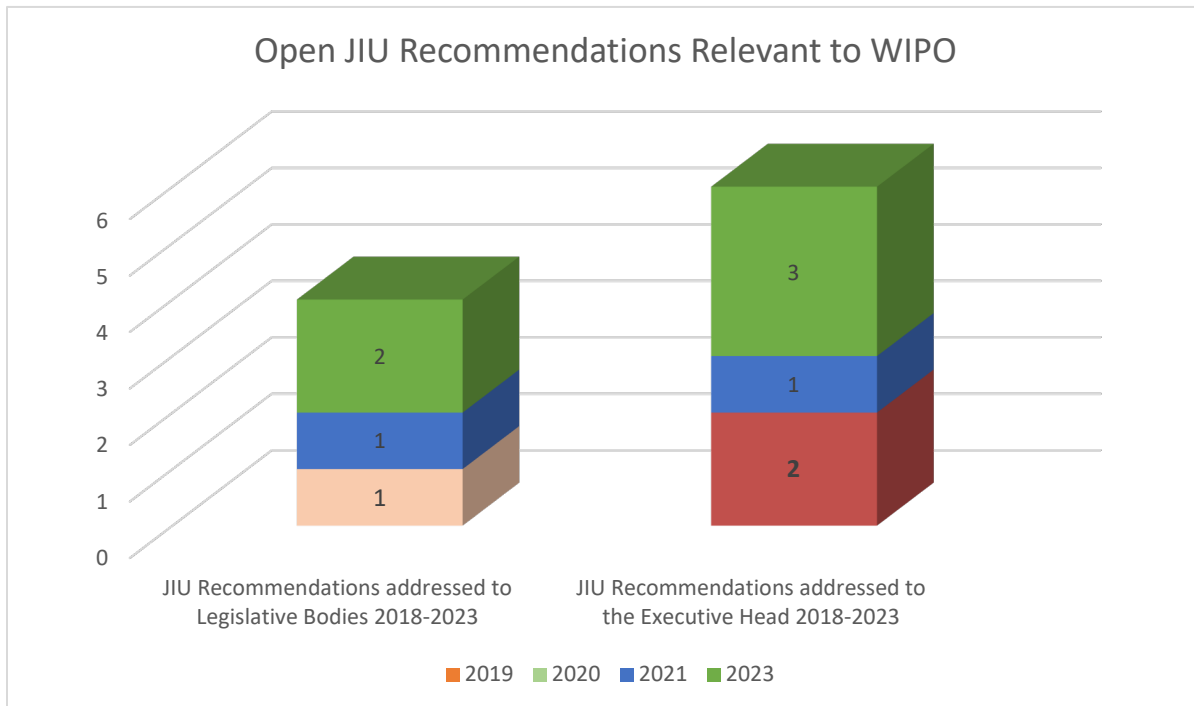
The rows in the table below show the 21 recommendations whose due dates have been revised, by their initial due year and by Sector. The columns show the revised due year of each recommendation. Thirteen recommendations, whose initial implementation due years were between 2019 and 2023, have been revised to an implementation date in 2023, and eight have been revised to 2024.

	Recommendation Revised Due Year		
	2023	2024	Total
<b>Director General Sector</b>			
2019	1		1
2020	1		1
2021	1		1
2022	1		1
<b>Administration, Finance and Management Sector</b>			
2019	1	1	2
2022	1	1	2
2023	3	2	5
<b>Brands and Designs Sector</b>			
2020		1	1
<b>Regional and National Development Sector</b>			
2021	1	1	2
<b>Copyright and Creative Industries Sector</b>			
2020		1	1
<b>Cross-Sector</b>			
2022	3	1	4
<b>Grand Total</b>	<b>13</b>	<b>8</b>	<b>21</b>

## THE STATUS OF JIU RECOMMENDATIONS FOR THE PERIOD FROM MAY 17 TO AUGUST 31, 2023

During the reporting period seven JIU recommendations have been added, increasing the total number of recommendations as at August 31, 2023, to 10, with four recommendations addressed to WIPO's Legislative Bodies and six recommendations addressed to the Executive Head.

### JIU Aged Open Recommendations by Year Issued and by Department/Division/Office



Department/Division/Office	2019	2020	Total
Information and Communication Technology Department	1	1	2
Human Resource Management Department	1		1
<b>Grant Total</b>	<b>2</b>	<b>1</b>	<b>3</b>

**CLOSED RECOMMENDATIONS (IOD, EA, IAOC, AND JIU) BETWEEN MAY 17 AND AUGUST 31, 2023.**

Year Issued	External Audit	IOD	JIU	Grand Total
2017		1		1
2020	2	3		5
2021	1			1
2022		11		11
2023		6		6
<b>Grand Total</b>	<b>3</b>	<b>21</b>		<b>24</b>

[End of document]